

Kansas State University Annual Financial Report

for fiscal year ended June 30, 2023



**Kansas State University
Manhattan, Kansas**

TABLE OF CONTENTS

Management’s Discussion and Analysis	2
K-State Basic Financial Statements	
Statement of Net Position	10
Statement of Revenues, Expenses and Changes in Net Position	11
Statement of Cash Flows	12
K-State Foundation Basic Financial Statements	
Statements of Financial Position	14
Statement of Activities	15
Notes to Financial Statements	17

KANSAS BOARD OF REGENTS

Jon Rolph, Chair
Wichita

Blake Benson
Pittsburg

Cynthia Lane
Kansas City

Alysia Johnston
Edna

Carl Ice
Manhattan

Neelima Parasker
Overland Park

Wint Winter
Lawrence

John Dicus
Topeka

Diana Mendoza
Dodge City

Blake Flanders
President and CEO

UNIVERSITY OFFICIALS

Richard Linton
President

Charles S. Taber
Provost and Executive Vice President

Thomas Lane
Vice President for Student Life/Dean of Students

Ethan Erickson
Vice President for Administration and Finance

BUSINESS AND FINANCIAL STAFF

Fran Willbrant
Associate Vice President – Financial Services

Memory Buffington
*Assistant Vice President Operations &
Accounting Support Center*

Kansas State University

Management's Discussion and Analysis

The following discussion and analysis provide an overview of the financial position and activities of Kansas State University (K-State) for the year ended June 30, 2023, with comparative totals for the year ended June 30, 2022. This discussion has been prepared to assist readers in understanding the accompanying financial statements and footnotes.

K-State's financial report includes three financial statements: the Statement of Net Position; the Statement of Revenues, Expenses, and Changes in Net Position; and the Statement of Cash Flows. The financial statements, related footnote disclosures, and discussion and analysis are the responsibility of university management and have been prepared in accordance with Governmental Accounting Standards Board (GASB) principles for public colleges and universities.

STATEMENT OF NET POSITION

The Statement of Net Position presents the assets, deferred outflows, liabilities, deferred inflows, and net position of K-State at the end of the fiscal year using the accrual basis of accounting, which is similar to the accounting used by most private-sector institutions. Under the accrual basis of accounting all of the current year's revenues and expenses are considered regardless of when cash is received or paid. The statement as a whole provides information about the adequacy of resources to meet current and future operating and capital needs.

Within the Statement of Net Position, assets and liabilities are further classified as current or non-current. Current assets are those that are highly liquid and available for immediate and unrestricted use by K-State, and current liabilities are those likely to be settled in the next twelve months.

Net Position is divided into three categories:

1. **Net investment in capital assets** consists of equity in property, plant, and equipment owned by K-State, net of accumulated depreciation and outstanding debt obligations related to those capital assets.
2. **Restricted net position** is further divided into two subcategories, non-expendable and expendable. The corpus of non-expendable restricted resources is available only for investment purposes. Expendable restricted net position resources are available for expenditure, but must be spent for purposes as determined by donors and/or external entities that have placed time or purpose restrictions on the use of the assets.
3. **Unrestricted net position** is available to use for any lawful purpose of the institution. Although unrestricted net position is not subject to externally imposed stipulations, substantially all of K-State's resources in this category have been designated for various academic and research programs and initiatives.

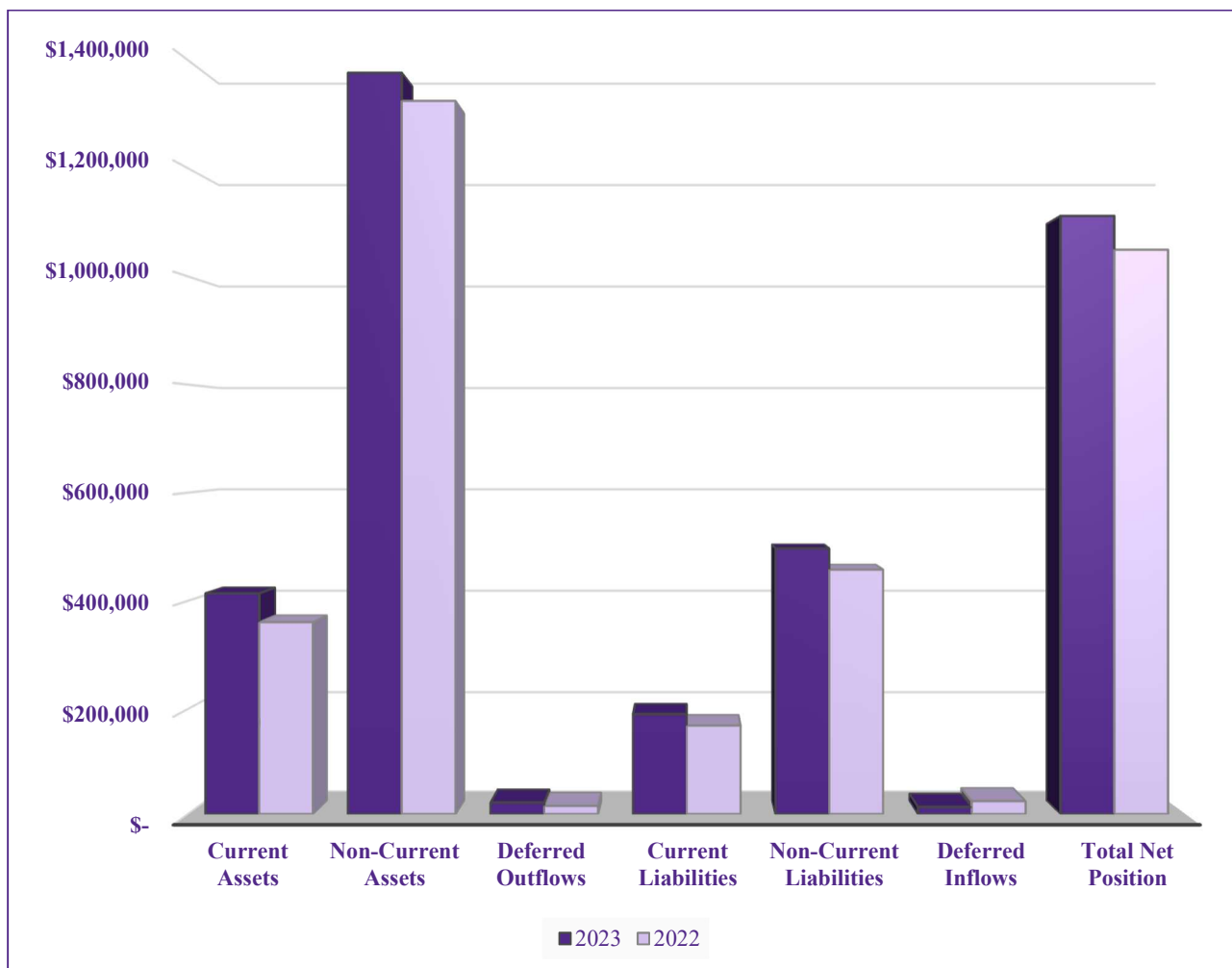
Total assets at June 30, 2023 were \$1.79 billion, compared to June 30, 2022 \$1.69 billion, an increase of 6.3%. Capital assets, net of depreciation, comprised 70.8%, or \$1.27 billion, of the total assets.

Total liabilities were \$687 million at June 30, 2023, compared to \$626.8 million at June 30, 2022, an increase of 9.6%. This increase was primarily a result of an increase in Unearned Revenue and Revenue Bonds Payable. Long-term liabilities comprised 72.3%, or \$496.6 million, of the total liabilities.

Total net position at June 30, 2023 was \$1.11 billion, compared to \$1.05 billion at June 30, 2022, an increase of 6%. The breakout of net position is shown below:

	<u>June 30, 2023</u>	<u>June 30, 2022</u>
Net investment in capital assets	\$ 776,196,078	\$ 790,605,867
Restricted net position	72,709,016	70,939,066
Unrestricted net position	<u>263,134,478</u>	<u>187,760,792</u>
	<u>\$1,112,039,572</u>	<u>\$ 1,049,305,725</u>

The composition of current and non-current assets and liabilities and net position is displayed below for fiscal year-end 2023 and 2022 (in thousands):



STATEMENT OF REVENUES, EXPENSES, AND CHANGES IN NET POSITION

The Statement of Revenues, Expenses and Changes in Net Position presents the total revenues earned and expenses incurred for operating, non-operating, and other related activities during the fiscal year. The purpose of this statement is to assess K-State's operating results.

Revenues

Operating revenues at K-State as of June 30, 2023 increased by \$18.3 million, or 2.9%, to \$641.4 million compared to \$623.1 million the previous fiscal year. The following is a summary of the significant changes:

- Student fee revenues, after scholarship allowances, were \$203.96 million in 2023, compared to \$208.63 million in 2022, a decrease of 2.2%.
- Grants and contracts revenue (federal, state and local, and non-governmental) were \$193.49 million in 2023, compared to \$187.95 million in 2022, an increase of 3%. This category includes funds received for sponsored research, teaching, and public service activities.
- Auxiliary enterprises include Housing, Athletics, Parking Services, Student Health, the Student Union and the Center for Child Development, along with a variety of other smaller services. Auxiliary revenues were \$158 million in 2023, compared to \$152.79 million in 2022, an increase of 3.4%.
- Sales and services were \$52.7 million in 2023, compared to \$49.1 million in 2022, an increase of 7.4%.
- Other operating revenues were \$22.4 million in 2023, compared to \$14.2 million in 2022, an increase of 57.8%.

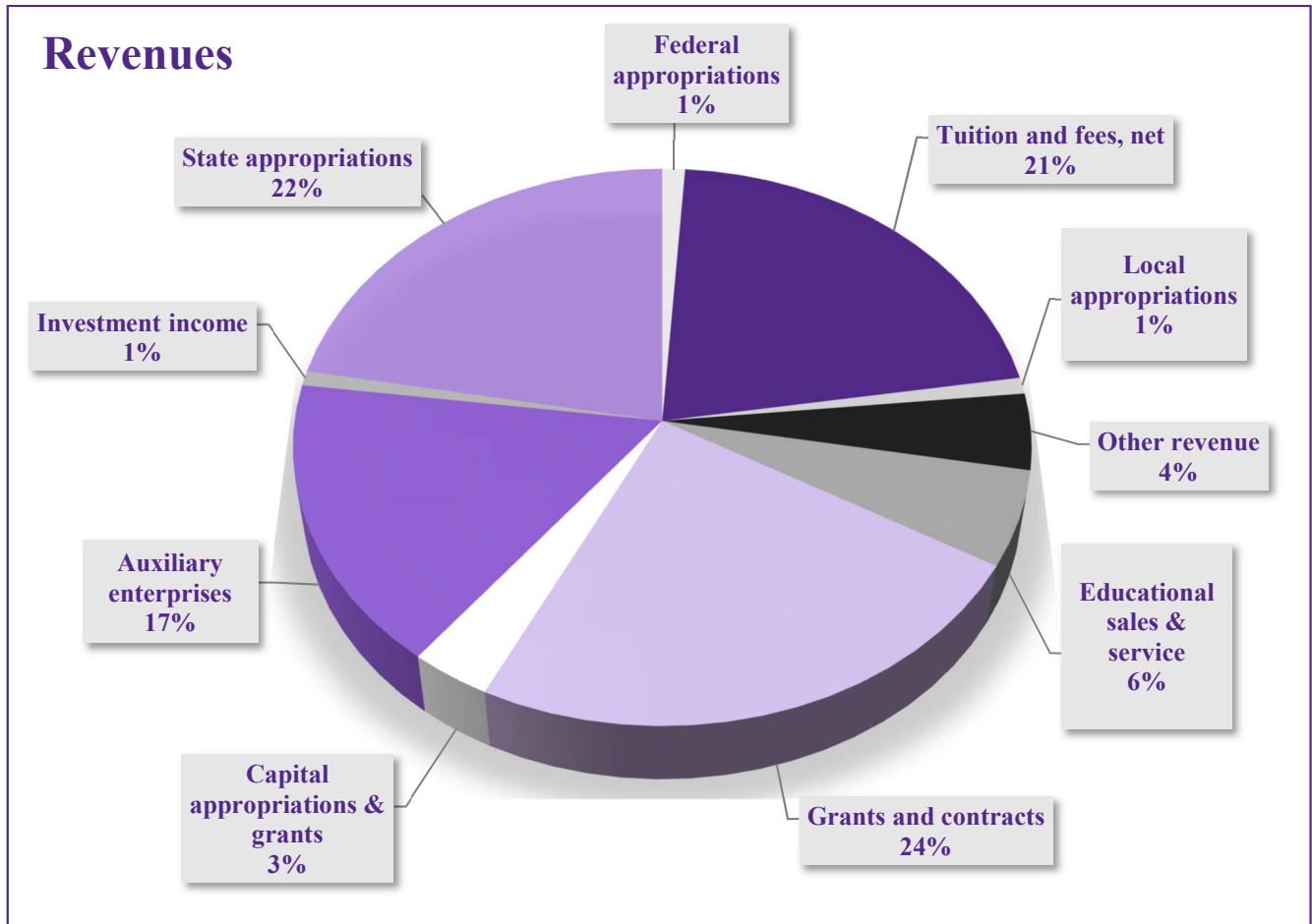
Total nonoperating revenues were up 20.6% from the prior year, going to \$284.98 million in 2023 from \$236.37 million in 2022. The following is a summary of the significant changes:

- State appropriations were \$210.68 million in 2023, compared to \$182.36 million in 2022, an increase of 15.5%.
- Local appropriations were \$8.97 million in 2023, compared to \$7.52 million in 2022, an increase of 19.3%.
- Investment income was \$8 million in 2023, compared to \$1.66 million in 2022, an increase of 383.1%.
- Gain/Loss on disposal of assets was \$10.9 million in 2023, compared to \$.3 million in 2022, an increase of 3,495.3%.

Other revenues included the following changes and trends:

- Capital appropriations were \$12.26 million in 2023, compared to \$13.16 million in 2022, a decrease of 6.8%.
- Capital grants and gifts were \$15.03 million in 2023, compared to \$29.89 million in 2022, a decrease of 49.7%.

In summary, total revenues increased by \$44.2 million to \$954.2 million in 2023 from \$910.1 million in 2022. The composition of the total for 2023 is displayed in the following graph:



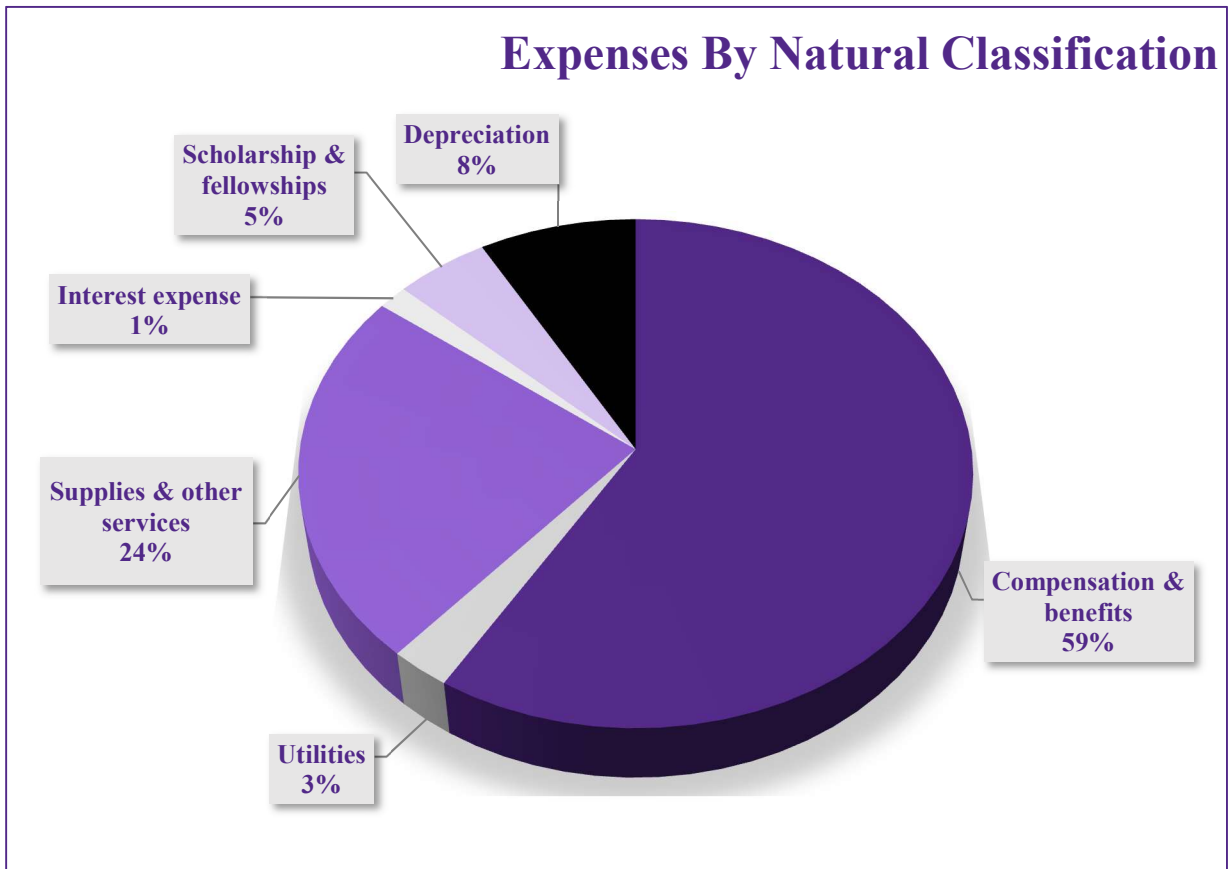
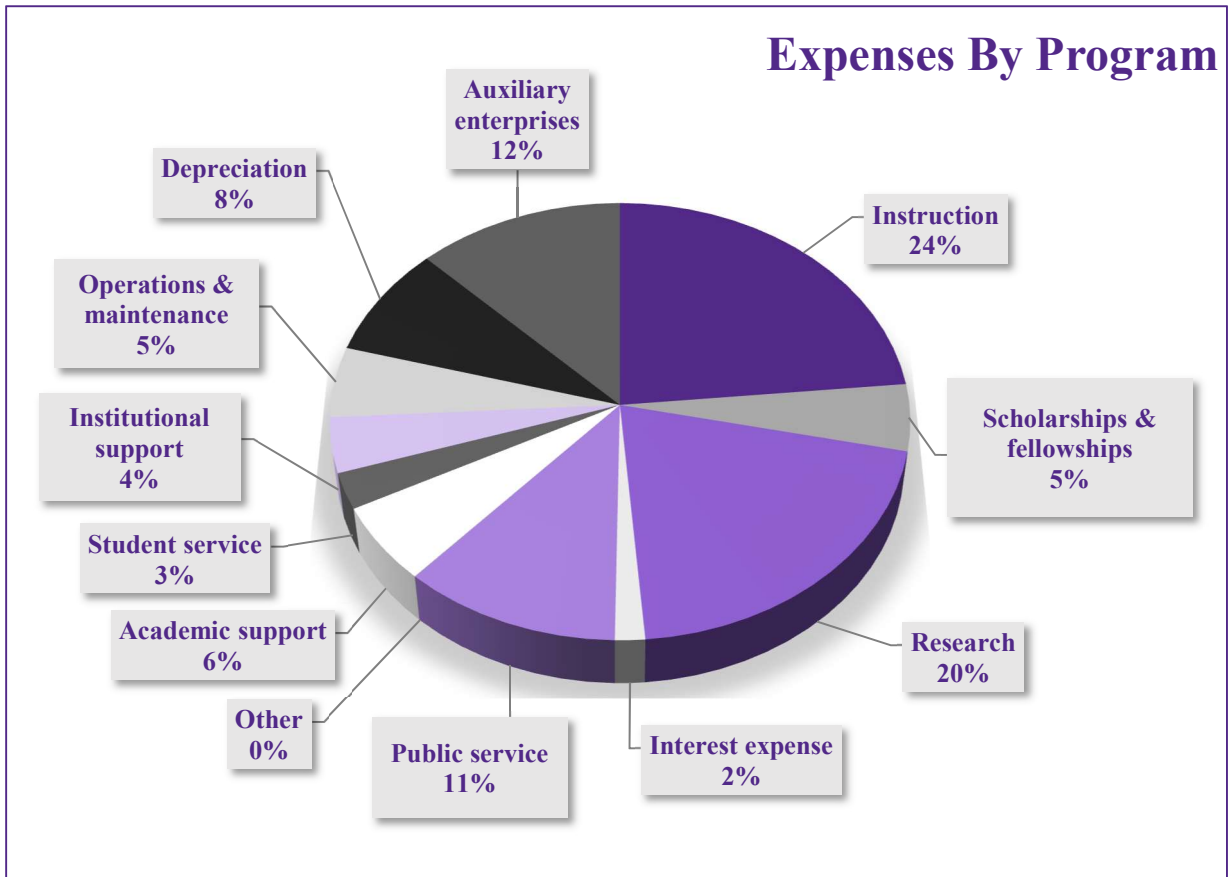
Expenses

Operating expenses were \$877.41 million for the 2023 fiscal year compared to \$816.62 million for the 2022 fiscal year. This was an increase of 7.4%. The following is a summary of the changes for 2023:

- Expenses related to K-State’s mission of instruction, research and public service were \$491.6 million in 2023, compared to \$454.2 million in 2022, an increase of 8.2%.
- Auxiliary services expenses were \$110.9 million in 2023, compared to \$99 million in 2022, an increase of 12%.
- Expenses related to academic support, student services, and institutional support were \$111 million in 2023, compared to \$105.5 million in 2022, an increase of 5.2%.
- Operations & maintenance of plant expenditures were \$46.4 million in 2023, compared to \$47.4 million in 2022, a decrease of 2%.
- Depreciation expenses were \$73.6 million in 2023, compared to \$62.5 million in 2022, an increase of 17.7%.
- Scholarship & fellowship expenses were \$43.9 million in 2023, compared to \$47.5 million in 2022, a decrease of 7.5%.

Non-operating expenses, represented by interest expense and other deductions, were \$14.1 million in 2023, compared to \$13.7 million in 2022, an increase of 2.5%.

The composition of total expenses for 2023, including operating and non-operating, are displayed below:



STATEMENT OF CASH FLOWS

The Statement of Cash Flows presents cash receipts and payments during the fiscal year. Its purpose is to assess K-State's ability to generate future net cash flows and meet its obligations as they come due.

SUMMARY OF THE STATEMENT OF CASH FLOWS (in thousands of dollars):

	<u>June 30, 2023</u>	<u>June 30, 2022</u>
Net cash provided (used) by:		
Operating activities	\$ (173,004)	\$ (151,293)
Non-capital financing/appropriations	252,110	241,584
Capital and related financing/appropriations	(36,965)	(53,584)
Investing activities	<u>(7,880)</u>	<u>(5,011)</u>
Net increase in cash	\$ 34,261	\$ 31,696
Beginning cash and cash equivalent balances	<u>256,676</u>	<u>224,980</u>
Ending cash and cash equivalent balances	<u>\$ 290,937</u>	<u>\$ 256,676</u>

Cash provided by operating activities includes tuition and fee and grant and contract revenues. Cash used for operating activities includes payments to employees and suppliers. Cash provided by non-capital financing/appropriations includes state and local appropriations, federal grants and contracts, and the receipts and disbursements of the federal direct student loan program and the federal Pell student aid grant program. Cash provided for capital and related financing activities represents proceeds from debt, principal and interest payments towards debt, capital appropriations and grants, and the purchase and construction of capital assets. Cash provided by investing activities includes purchases and sales of investments as well as investment income earnings and losses realized.

CAPITAL ASSETS

K-State made significant investments in capital during the 2023 fiscal year. Detailed information regarding capital asset additions, retirements & depreciation is available in Note 9 to the financial statements.

The following is a brief summary of the construction projects that were completed during the current fiscal year:

- Various deferred building maintenance projects totaling \$12.53 million
- The new Football Indoor Facility, which included an accompanying outdoor practice field, provided an enormous recruiting and operational advantage for the football program and will allow it to operate in a more efficient manner throughout the year. This new facility featured a full outdoor turf practice field, 130-yard indoor turf practice field, accessibility to the Vanier Family Football Complex and a limestone exterior to match stadium and campus architecture. The \$35.2 million construction project began March 2022 and was completed June 2023.
- A new \$43.2 million Volleyball/Olympic Training Center included a two-level, air-conditioned Volleyball arena seating 3,100 fans and d two practice courts and a game court. In addition, auxiliary locker rooms accommodate multiple teams for regular season and NCAA tournament matches. The Olympic Training Center provided daily service to 12 of the 16 K-State Athletics' teams. Included are a 14,000 sq ft strength and conditioning, sports medicine and rehab space, nutrition and refueling station, 8,000 sq ft second level multi-use turf area, office space and a mental health & wellness area. Construction began March 2022 and was completed June 2023.

Additionally, several construction projects were in progress or in the planning and design phase at year-end:

- Conversion of the old Indoor Football Practice Facility into an Athletic Indoor Track. The conversion will include upgraded lighting, paint and HVAC. The facility will feature a 200-meter, 6-lane oval permanent banked track, an 8-lane sprint straightaway, a pole vault lane, two long jump/triple jump lanes, and a four-lane warm-up straightaway. The \$10.1 million conversion project began in March 2023 and is expected to be complete December 2023.
- A new \$9.1 million residence hall on the Salina Aerospace and Technology Campus will expand housing capabilities due to a 122% increase in new freshman enrollment and lack of housing available in the Salina community. Construction began in March 2022 and was largely completed June 2023.
- A \$9.2 million renovation project is underway for the GE Johnson Department of Architectural Engineering and Construction Science within West Seaton Hall. The project includes replacing and modernizing HVAC systems, updating the building with energy efficient windows, installing a 72-seat lecture classroom, refreshing and upgrading lighting, carpet, paint throughout the department, and installing a fire sprinkler system. The renovation began in February 2023 and is expected to be complete in August 2023.
- The new Agronomy Research & Innovation Center will be a focal point of the new Ag Innovation Hub as part of the Edge Collaboration District. The 59,000 SF facility will replace the existing Farm Research Center and provide modern facilities for interdisciplinary research and collaboration to accelerate agronomy and agricultural systems research innovation capabilities for the College of Agriculture and the university, a focus of K-State's Pillar 3 economic prosperity initiative. The \$25 million construction project is anticipated to begin February 2024 and is expected to be completed in March 2025.
- A \$25 million Animal Science Arena will feature a multispecies competition arena to support teaching, youth and extension efforts in equine and livestock sciences. The arena will include bleacher seating for 3,000, stock pens with bucking chutes and roping boxes, a covered wash area, meeting room, an open lobby featuring concessions and beverage sales and a second-floor VIP area with windows overlooking the arena and staging area. Construction is anticipated to begin April 2025.
- The Global Center for Grain Science and Food Innovation will foster new collaborations across the University and beyond. One-third of all space will be dedicated to interdisciplinary research and up to 10% of the space will be reserved for onsite collaboration between public resources and private enterprises. This unique structure will create high-tech space for collaborative partnerships and modernize hands-on learning experiences. The \$125 million project is expected to commence July 2024 and be completed December 2025.

DEBT ADMINISTRATION

At June 30, 2023, K-State had \$477.37 million in debt outstanding, compared to \$439.99 million at June 30, 2022. K-State paid \$30.91 million in principal payments related to all outstanding debt.

Standard & Poor's Ratings Services currently rates K-State "A+"/Stable. Moody's Investors Service currently rates K-State "Aa3". More detailed information about the long-term liabilities is available in Notes 7, 8, 11, 12, 13 and 14 to the financial statements.

ECONOMIC OUTLOOK

As the university prepares for the launch of the Next-Gen K-State Strategic Plan, we are encouraged by more than a decade of commitment, progress, and success toward Kansas State University's 2025 initiative. Research awards and endowment balance were two key metrics from the 2025 initiative that have excelled in recent years. Research awards in FY23 increased for the seventh year in a row and represented K-State's highest ever total, exceeding \$224 million. The university's endowment balance, which benefits key areas for faculty, staff and students, was at \$952.3 million at the end of FY 2023, up from \$912.8 million in FY 2022. Due to market volatility and negative returns in most asset classes, KSU Foundation's long-term investment pool saw returns of 1.76% over FY 2023. The university's alumni, friends, corporate partners, students, faculty, and staff provided total gifts of \$226.4 million. Annual fundraising continues to top \$100 million, with the three-year average now reaching \$212.8 million.

Fall student headcount for the 2022-2023 academic year dropped 2.5% from the previous year, primarily from lower returning cohorts. Student enrollment is expected to stabilize in the near future, partially due to the out-of-state waiver program, effective fall 2023, that reduces or eliminates out-of-state tuition differential based on the student academic profile. K-State has continued to advance its strategic enrollment management initiative and is continuing efforts to further deploy a new customer relations management system to better coordinate recruitment events, communication campaigns, and ultimately improve enrollment yield. The university is also continuing efforts to improve and align current activities related to all facets of the student journey with K-State, from recruitment and admissions through the educational experience and post-graduation.

As state funding has declined over the years, K-State has relied more heavily on tuition revenue to support operations. This presents an even greater challenge as tuition revenue has decreased parallel to enrollment. The 2022 Kansas Legislature made significant investment in higher education, however, restoring higher education funding to pre-pandemic levels and providing a 1.9% higher education pricing index (HEPI) adjustment to reduce university pressure to raise tuition rates for the 2022-2023 academic year. The 2023 legislature appropriated new funds for several targeted initiatives and a 2.5% state employee pay increase. Extreme inflationary pressures driving operational cost increases contributed to university leadership's decision to increase tuition rates by 5% for all campuses and careers effective fall 2023.

Increased state investment in higher education for FY 2023 and FY 2024 is largely attributable to larger-than-expected state budget surpluses since FY 2022. The long-term outlook of the university's appropriations remains unclear. Prior to this year, state funding had remained stagnate or fallen. While there is room for some cautious optimism, we know that our current budget pressures are not unique across state entities and that the university will not be able to depend fully on state funding to address all its emerging budgetary needs.

Management will diligently monitor the state, national, and university economic conditions as part of its financial planning to protect the long-term health of the institution. The University is not aware of any additional known facts, decisions, or conditions that are expected to have a significant effect on the financial position or results of operations during this fiscal year beyond unknown variables.

Kansas State University
Statement of Net Position
For the Year Ended June 30, 2023

	University Funds	
	2023	2022
<u>ASSETS</u>		
Current Assets		
Cash and cash equivalents	\$ 273,895,696	\$ 246,979,226
Restricted cash and cash equivalents	17,041,026	9,696,793
Accounts receivable, net	95,563,874	73,000,716
Insurance recovery receivable	-	-
Pledges receivable, net	6,599,090	9,136,586
Investments	11,563,267	11,012,117
Loans to students, net	2,484,527	5,086,417
Inventories	4,810,912	4,965,150
Prepaid expenses	1,919,534	551,953
Total Current Assets	<u>413,877,926</u>	<u>360,428,958</u>
Noncurrent Assets		
Restricted cash and cash equivalents	-	-
Accounts receivable, net	558,094	218,846
Pledges receivable, net	19,739,277	22,744,829
Investments	77,646,316	61,751,070
Loans to students, net	3,132,998	3,456,509
Other assets	3,846	4,167
SBITA assets, net	7,516,990	-
Right to use assets, net	880,321	558,637
Capital assets, net	1,267,285,764	1,235,950,602
Total Noncurrent Assets	<u>1,376,763,606</u>	<u>1,324,684,660</u>
Total Assets	<u>1,790,641,532</u>	<u>1,685,113,618</u>
<u>DEFERRED OUTFLOWS</u>		
Deferred amounts on refunding	-	-
Pension contributions	19,592,262	13,262,515
Asset Retirement Obligation	1,746,255	1,680,807
OPEB Death & Disability	663,410	683,686
Total Deferred Outflows of Resources	<u>22,001,927</u>	<u>15,627,008</u>
<u>LIABILITIES</u>		
Current Liabilities		
Accounts payable and accrued liabilities	52,966,587	53,151,992
Due to other agencies	-	-
Unearned revenue	56,807,732	45,042,396
Accrued compensated absences	18,666,210	19,063,725
Capital leases payable	289,087	268,503
Other loans payable	31,403,640	24,733,863
SBITA liability	2,842,994	-
Revenue bonds payable	20,725,635	21,013,481
Other liabilities	80,927	69,588
Deposits held in custody for others	5,459,749	4,036,627
Refundable advances from governmental grants	1,156,665	1,749,484
Total Current Liabilities	<u>190,399,226</u>	<u>169,129,659</u>
Noncurrent Liabilities		
Accrued compensated absences	4,422,368	4,324,089
Accrued other postemployment benefits	-	-
Capital leases payable	595,976	286,951
Other loans payable	12,748,684	7,121,640
SBITA liability	4,520,950	-
Revenue bonds payable	411,603,200	386,564,451
Other liabilities	929,733	1,280,872
Refundable advances from governmental grants	2,682,835	5,171,206
OPEB death & disability liability	2,323,449	2,832,879
Asset retirement obligation liability	1,919,608	1,816,198
Net pension liability	54,875,359	48,259,051
Total Noncurrent Liabilities	<u>496,622,162</u>	<u>457,657,337</u>
Total Liabilities	<u>687,021,388</u>	<u>626,786,996</u>
<u>DEFERRED INFLOWS</u>		
Deferred amounts on refunding	1,687,102	1,802,859
Leases	433,102	70,789
OPEB Death & Disability	677,045	487,209
Pension contributions	10,785,250	22,287,048
Total Deferred Inflows of Resources	<u>13,582,499</u>	<u>24,647,905</u>
<u>NET POSITION</u>		
Net investment in capital assets	776,196,078	790,605,867
Restricted for:		
Nonexpendable	23,335,552	23,287,231
Expendable		
Scholarships, research, instruction, public service, & other	20,720,032	18,047,832
Loans	5,433,400	5,758,347
Capital projects	22,304,419	21,912,726
Debt service	915,613	1,932,930
Unrestricted	<u>263,134,478</u>	<u>187,760,792</u>
Total Net Position	<u>\$ 1,112,039,572</u>	<u>\$ 1,049,305,725</u>

Kansas State University
Statement of Revenues, Expenses and Changes in Net Position
For the Year Ended June 30, 2023

	University Funds	
	2023	2022
Operating Revenues:		
Tuition and fees, net of scholarship allowances of \$44,236,779	\$ 203,961,510	\$ 208,631,975
Federal appropriations	10,362,690	10,446,196
Federal grants and contracts	118,563,588	107,918,336
State and local grants and contracts	25,134,125	35,933,389
Nongovernmental grants and contracts	49,792,227	44,101,664
Sales and services of educational activities	52,721,628	49,089,139
Auxiliary enterprises		
Housing revenues	42,197,106	38,198,518
Athletics revenues	101,745,956	100,478,010
Parking revenues	3,451,134	3,413,649
Student health revenues	7,234,911	7,575,350
Child care center revenues	988,299	1,252,536
Union revenues	2,378,446	1,856,049
Other auxiliary revenues	7,943	13,083
Interest earned on loans to students	374,966	(45,751)
Other operating revenues	22,444,839	14,223,207
Contributions	62,907	21,552
	Total Operating Revenues	641,422,275
	641,422,275	623,106,902
Operating Expenses:		
Instruction	209,091,177	194,913,138
Research	181,153,456	173,414,907
Public Service	101,336,887	85,903,239
Academic Support	50,961,267	49,845,147
Student Service	23,719,528	20,193,160
Institutional Support	36,334,523	35,464,375
Operations & Maintenance of Plant	46,405,398	47,352,975
Depreciation & amortization	73,550,760	62,508,549
Scholarships & Fellowships	43,913,511	47,497,013
Auxiliary Enterprises	110,887,731	99,001,504
Other Expenses	57,177	521,656
	Total Operating Expenses	877,411,415
	877,411,415	816,615,663
	Operating Income (Loss)	(235,989,140)
	(235,989,140)	(193,508,761)
Nonoperating Revenues (Expenses)		
State appropriations	210,683,219	182,355,994
Local appropriations	8,969,634	7,519,345
Federal grants and contracts	34,912,372	34,238,290
Other nonoperating revenue	7,798,413	6,777,152
Investment income	8,009,899	1,658,097
Interest expense	(13,865,565)	(13,332,587)
Gain/loss on disposal of assets	10,897,234	303,093
Student fees for capital projects	3,706,075	3,522,627
	Net Nonoperating Revenues	271,111,281
	271,111,281	223,042,011
	Income (Loss) Before Other Revenues, Expenses, Gains and Losses	35,122,141
	35,122,141	29,533,250
Other Revenues, Expenses, Gains and Losses		
Capital appropriations	12,259,000	13,156,000
Capital grants and gifts	15,033,112	29,894,624
Additions to permanent endowment	519,731	50,064
Other additions/deductions, net	(162,175)	(358,436)
Asset Retirement Obligation	(37,962)	(36,539)
Perkins program termination	-	-
Gain/loss on extinguishment of debt	-	821,918
Extraordinary gain - building impairment, insurance recovery	-	6,647,113
	Other Revenues, Expenses, Gains and Losses	27,611,706
	27,611,706	50,174,744
	Increase (Decrease) in Net Assets	62,733,847
	62,733,847	79,707,994
Net Position		
Net Position -- Beginning of Year, as previously reported	1,049,305,725	969,597,731
Prior Period Adjustment	-	-
Net Position -- End of Year	\$1,112,039,572	\$1,049,305,725

Kansas State University
Statement of Cash Flows
For the Year Ended June 30, 2023

	University Funds	
	2023	2022
Cash Flows from Operating Activities		
Tuition and fees	\$ 202,440,797	\$ 204,735,896
Endowment income	62,907	21,552
Sales and services of educational activities	50,192,652	41,034,191
Auxiliary enterprise charges		
Housing	42,197,106	38,198,518
Other	130,304,411	114,595,284
Grants and contracts	187,230,280	174,682,814
Federal appropriations	10,160,088	10,618,894
Payments to suppliers	(284,330,659)	(245,557,340)
Compensation & benefits	(535,646,592)	(514,115,561)
Loans issued to students and employees	1,565,169	2,260,554
Other receipts (payments)	22,819,805	22,232,404
	<u>(173,004,036)</u>	<u>(151,292,794)</u>
Cash Flows from Noncapital Financing Activities		
State appropriations	201,409,324	181,358,246
Local appropriations	8,969,634	7,519,345
Federal/State student aid	34,606,474	47,743,018
Repayment of perkins funds to ED	(1,747,265)	(2,133,904)
Funds held for others	1,386,679	182,248
Nonoperating grants	7,484,920	6,915,316
	<u>252,109,766</u>	<u>241,584,269</u>
Cash Flows from Capital and Related Financing Activities		
Proceeds from capital debt	66,611,045	119,935,149
Proceeds from sale of capital assets	13,440,075	865,733
Proceeds from insurance recovery	-	6,647,113
Capital appropriations	12,259,000	13,156,000
Capital grants and gifts	15,033,112	29,894,624
Student fees for capital projects	3,706,075	3,522,627
Purchases of capital assets	(100,590,787)	(83,110,613)
Principal paid on capital debt and leases	(33,516,907)	(42,576,365)
Principal paid by revenue bond defeasance	-	(92,660,000)
Interest paid on capital debt and leases	(13,619,009)	(8,900,304)
Other	(287,308)	(358,436)
	<u>(36,964,704)</u>	<u>(53,584,472)</u>
Cash Flows from Investing Activities		
Investment income	6,007,505	1,325,991
Purchase of investments	(22,606,442)	(26,850,674)
Redemption of investments	8,718,614	20,513,722
	<u>(7,880,323)</u>	<u>(5,010,961)</u>
Net change in cash and cash equivalents	34,260,703	31,696,042
Prior Period Restatement	-	-
Cash and cash equivalents -- beginning of year	256,676,020	224,979,978
Cash and cash equivalents -- end of year	<u>\$ 290,936,723</u>	<u>\$ 256,676,020</u>

Kansas State University
Statement of Cash Flows (Continued)
For the Year Ended June 30, 2023

	University Funds	
	2023	2022
Reconciliation		
Operating income (loss)---SRECNP	\$ (235,989,140)	\$ (193,508,761)
Adjustments to reconcile operating income (loss) to net cash provided (used) by operating activities:		
Depreciation expense	73,550,760	62,508,549
Changes in assets and liabilities:		
Accounts receivable, net	(7,779,565)	(9,522,757)
Loans to students, net	1,565,169	2,260,554
Inventories	154,559	(1,049,783)
Prepaid expenses	(1,367,581)	40,997
Accounts payable and accrued liabilities	(3,089,783)	3,821,619
Deferred revenue	11,765,336	(7,464,592)
Accrued compensated absences	(299,236)	(2,396,984)
OPEB obligations	(299,318)	(187,830)
Pension contributions	(11,215,237)	(5,793,806)
	<u>\$ (173,004,036)</u>	<u>\$ (151,292,794)</u>
Net cash used in operating activities---Cash Flow		
Supplemental Cash Flows Information		
Noncash Transactions		
Capital assets purchased through capital leases	-	-
Loss on recognition of ARO liability	103,410	110,226
Capital assets purchased through accounts payable	2,904,378	1,494,270
Right-to-use assets acquired through leases	687,136	851,301
Right-to-use SBITA assets acquired through leases	11,085,136	-

Kansas State University Foundation
Consolidated Statements of Financial Position
June 30, 2023 and 2022

Assets

	2023	2022
Cash and cash equivalents	\$ 51,624,121	\$ 113,873,207
Cash restricted for future investment	10,231,043	-
Investments	1,306,865,911	1,152,028,939
Pledges receivable – net of allowance and discounts	143,564,038	114,857,617
Receivables from estates	1,271,526	24,005,327
Loans receivable	11,321	50,016
Property and equipment, net of accumulated depreciation; 2023 - \$6,123,234, 2022 - \$4,382,901	13,380,860	13,386,616
Golf Course property and equipment, net of accumulated depreciation; 2023 - \$6,055,329, 2022 - \$5,548,357	7,935,114	7,822,858
Note receivable	10,374,000	10,374,000
Cash surrender value of life insurance policies	8,865,592	8,889,428
Other assets and accrued investment income	6,538,743	6,095,699
Total assets	\$ 1,560,662,269	\$ 1,451,383,707

Liabilities and Net Assets

Liabilities

Accounts payable, deposits and other liabilities	\$ 3,551,125	\$ 4,193,254
Accrued liabilities	8,189,719	3,841,856
Assets held for others	20,619,526	19,608,312
Unitrust and annuity liabilities	23,204,218	22,123,434
Long-term debt and lines of credit	87,252,532	56,285,008
Total liabilities	142,817,120	106,051,864

Net Assets

Net assets without donor restrictions	121,738,295	120,123,979
Net assets with donor restrictions	1,296,106,854	1,225,207,864
Total net assets	1,417,845,149	1,345,331,843
Total liabilities and net assets	\$ 1,560,662,269	\$ 1,451,383,707

Kansas State University Foundation
Consolidated Statement of Activities
Year Ended June 30, 2023

	Without Donor Restrictions	With Donor Restrictions	Total
Revenues, Gains and Other Support			
Contributions	\$ 6,773,183	\$ 167,392,661	\$ 174,165,844
Provision for bad debts	-	(3,533,579)	(3,533,579)
Net contribution revenue, less provision for bad debts	6,773,183	163,859,082	170,632,265
Investment loss, net	(5,124,946)	(623,148)	(5,748,094)
Net realized and unrealized gains on investments	9,251,097	4,572,529	13,823,626
Other support			
Operational service charges, management fees and other	23,305,017	(41,371)	23,263,646
Receipts for grants, research, supplies, travel and other			
University departmental activities and funding allotments, etc.	389,442	2,799,177	3,188,619
Actuarial losses on unitrusts and annuity obligations	-	(866,358)	(866,358)
Net assets released from restrictions and change in donor designation	98,800,921	(98,800,921)	-
Total revenues, gains and other support	<u>133,394,714</u>	<u>70,898,990</u>	<u>204,293,704</u>
Expenses and Support			
Direct University support			
Scholarships and other student awards	22,207,475	-	22,207,475
Academic support	17,013,342	-	17,013,342
Administrative support	54,988,321	-	54,988,321
Capital improvements	9,663,836	-	9,663,836
Subtotal	<u>103,872,974</u>	<u>-</u>	<u>103,872,974</u>
Management and general	12,656,753	-	12,656,753
Fundraising and development	15,250,671	-	15,250,671
Total expenses and support	<u>131,780,398</u>	<u>-</u>	<u>131,780,398</u>
Change in Net Assets	1,614,316	70,898,990	72,513,306
Net Assets, Beginning of Year	<u>120,123,979</u>	<u>1,225,207,864</u>	<u>1,345,331,843</u>
Net Assets, End of Year	<u>\$ 121,738,295</u>	<u>\$ 1,296,106,854</u>	<u>\$ 1,417,845,149</u>

Kansas State University Foundation
Consolidated Statement of Activities
Year Ended June 30, 2022

	Without Donor Restrictions	With Donor Restrictions	Total
Revenues, Gains and Other Support			
Contributions	\$ 4,961,363	\$ 168,827,060	\$ 173,788,423
Recovery for bad debts	-	(24,385)	(24,385)
Net contribution revenue, less recovery for bad debts	4,961,363	168,802,675	173,764,038
Investment loss, net	(11,648,242)	(96,568)	(11,744,810)
Net realized and unrealized gains (losses) on investments	(5,282,836)	42,904,050	37,621,214
Other support			
Operational service charges, management fees and other	24,010,203	(37,078)	23,973,125
Receipts for grants, research, supplies, travel and other University departmental activities and funding allotments, etc.	674,654	1,846,290	2,520,944
Actuarial losses on unitrusts and annuity obligations	-	(2,978,699)	(2,978,699)
Net assets released from restrictions and change in donor designation	91,678,363	(91,678,363)	-
Total revenues, gains and other support	<u>104,393,505</u>	<u>118,762,307</u>	<u>223,155,812</u>
Expenses and Support			
Direct University support			
Scholarships and other student awards	19,164,538	-	19,164,538
Academic support	15,199,821	-	15,199,821
Administrative support	58,951,983	-	58,951,983
Capital improvements	3,491,417	-	3,491,417
Subtotal	<u>96,807,759</u>	<u>-</u>	<u>96,807,759</u>
Management and general	11,274,245	-	11,274,245
Fundraising and development	12,936,343	-	12,936,343
Total expenses and support	<u>121,018,347</u>	<u>-</u>	<u>121,018,347</u>
Change in Net Assets	(16,624,842)	118,762,307	102,137,465
Net Assets, Beginning of Year	<u>136,748,821</u>	<u>1,106,445,557</u>	<u>1,243,194,378</u>
Net Assets, End of Year	<u>\$ 120,123,979</u>	<u>\$ 1,225,207,864</u>	<u>\$ 1,345,331,843</u>

Kansas State University

Notes to Financial Statements

For the Year Ended June 30, 2023

Note 1 - Organization and Summary of Significant Accounting Policies

Organization

Kansas State University (K-State) is a comprehensive, research, federal land grant institution, governed by the Kansas Board of Regents, and is an agency of the State of Kansas. Accordingly, K-State is included in the audited comprehensive annual financial report of the State of Kansas.

K-State is currently classified as a Doctoral/Research University – Extensive under the Carnegie Classification system and is accredited by the Higher Learning Commission of the North Central Association of Colleges and Schools. Undergraduate, graduate and post-graduate degrees are available from nine colleges: Agriculture, Architecture, Planning & Design, Arts & Sciences, Business Administration, Education, Engineering, Health and Human Sciences, Veterinary Medicine, and Salina Aerospace and Technology (formerly K-State Polytechnic).

Other major operating units of K-State are the Agricultural Experiment Station and the statewide Cooperative Extension Service. K-State provides teaching, research, public service and related activities in the cities of Manhattan, Salina, and Olathe, Kansas. Additional sites include 18,000 acres of the Agricultural Experiment Station located in research centers at Hays, Garden City, Colby, Tribune and Parsons, and 8,600 acres in the Konza Prairie Research Natural Area, which is jointly operated by the Agricultural Experiment Station and the Division of Biology.

Financial Reporting Entity

As required by the accounting principles generally accepted in the United States of America, and as prescribed by the Governmental Accounting Standards Board (GASB), these financial statements present the consolidated financial position and financial activities of K-State and the component units listed below. These financial statements have not been audited.

Blended Component Units

The following blended component units are legally separate entities for which the university is financially accountable:

K-State Olathe Innovation Campus, Inc. is a not-for-profit corporation under the laws for the State of Kansas. Located in Olathe, Kansas, it is a place of academic research and focuses primarily on commercially viable applied research and technology discovery in animal health, plant science, food safety and security, bioenergy, and other relevant areas. It is a Type 1 Supporting Organization of Kansas State University under section 509 (a)(3) of the Internal Revenue Code.

K-State Athletics, Inc. is a not-for-profit entity under the laws of the State of Kansas. It provides an intercollegiate athletic program for the students, faculty, alumni, guests, and visitors of Kansas State University. The primary source of revenue is derived from athletic event ticket sales, conference distributions and game guarantees. K-State Athletics, Inc. has agreed to operate as a department of the university and be subject to the regulations and administrative policies of K-State.

Kansas State University in Italy is a not-for-profit entity established under Italian law in order to carry out education programs for students of K-State in Italy with recognition of a non-taxable entity status by Italian authorities.

The K-State Union Corporation is a not-for-profit entity under the laws of the State of Kansas, formed for the purpose of providing services and maintaining facilities for the operation of a student union at K-State.

Diagnostic Services of Kansas State, Inc. is a not-for-profit corporation under the laws of the State of Kansas. Its purpose is to conduct diagnostic tests and analytical services on a national and international basis on behalf of Kansas State University in order to support and enhance the educational, research and service mission of Kansas State University.

Kansas State University Veterinary Clinical Outreach, Inc. is a not-for-profit corporation under the laws of the State of Kansas. Its purpose is to provide veterinary and clinical training operations (general practice and specialty clinic) for the College of Veterinary Medicine.

Kansas State University Research Foundation (dba Kansas State University Innovation Partners) is a not-for-profit corporation under the laws of the State of Kansas. The business and purposes of this corporation are to promote, encourage, and aid scientific investigation, research, and technology transfer at Kansas State University.

Kansas State University

Notes to Financial Statements

For the Year Ended June 30, 2023

Discrete Component Unit

The Kansas State University Foundation (the Foundation) is legally separate from K-State and based on the nature and significance of the relationship to K-State is discretely presented.

The Foundation is a not-for-profit corporation under the laws of the State of Kansas. It was organized to promote the development and welfare of Kansas State University in its educational and scientific purposes. As a private, nonprofit organization, its financial reports are prepared in accordance with Financial Accounting Standards Board (FASB) standards, including FASB Statement Accounting Standards Codification (ASC) Topic 958, *Not-For-Profit Entities*. Due to the differences between K-State and the Foundation's reporting models, the Foundation's financial statements are not included in the consolidated statements, but instead are separately presented with no modifications. A complete copy of their audited financial statements, including notes, is available on their website:

<https://www.found.ksu.edu/financials/audit/index.html>.

Basis of Accounting

For financial reporting purposes, K-State is considered a special-purpose government engaged only in business-type activities. Accordingly, K-State's financial statements have been presented using the economic resources measurement focus and the accrual basis of accounting. Under the accrual basis, revenues are recognized when earned and expenses are recorded when an obligation has been incurred. All significant intra-agency transactions have been eliminated.

Cash Equivalents

For the purposes of the Statement of Cash Flows, K-State considers all highly liquid investments with an original maturity of three months or less to be cash equivalents.

Investments

Investments in equity securities, fixed income securities, and mutual funds are carried at fair value. Fair value is determined using quoted market prices.

Accounts Receivable

Accounts receivable consists of tuition and fee charges to students and auxiliary enterprise services provided to students, faculty, and staff. Accounts receivable also include amounts due from the federal, state, and local governments, or private sources, in connection with reimbursement of allowable expenditures made pursuant to K-State's grants and contracts. Accounts receivable are recorded net of estimated uncollectible amounts.

Inventories

Inventories are stated at cost.

Capital Assets

Capital assets are recorded at cost at the date of acquisition, or fair market value at the date of donation in the case of gifts. For equipment, K-State's capitalization policy includes all items with a unit cost of \$5,000 or more and an estimated useful life of greater than one year. Renovations to buildings, infrastructure, and land improvements that significantly increase the value or extend the useful life of the structure are capitalized if the related project cost is \$100,000 or greater. Routine repairs and maintenance are charged to operating expense in the year in which the expense was incurred. Costs incurred during construction of long-lived assets are recorded as construction-in-progress and are not depreciated until placed in service.

Depreciation is computed using the straight-line method and half-year convention over the estimated useful lives of the assets, generally 40 years for buildings, 25 years for infrastructure and land improvements, 8 years for equipment, 5 years for vehicles, 3 years for information processing and computer systems, and 5 to 40 years for componentized buildings and building improvements.

Kansas State University

Notes to Financial Statements

For the Year Ended June 30, 2023

Works of art have been capitalized at cost at the date of acquisition or fair market value at the date of donation. These are considered inexhaustible and are not subject to depreciation. It is the intent of K-State that all art works and historical objects be held for the purpose of exhibition to the public to further education and research. If any items are sold from any collection, the proceeds from such disposition are intended to be set aside for future acquisitions for the collections.

Unearned Revenues

Unearned revenues consist primarily of summer school tuition not earned during the current year, amounts received from grant and contract sponsors that have not yet been earned, and athletic ticket sales.

Compensated Absences

Employee vacation pay is accrued at year-end for financial statement purposes. The liability and expense incurred are recorded as accrued compensated absences in the Statement of Net Position, and as an expense in the Statement of Revenues, Expenses and Changes in Net Position.

Deposits Held in Custody for Others

Deposits held in custody for others consist primarily of student organizations' moneys and amounts due for various study abroad programs.

Refundable Advances from Governmental Grants

In accordance with GASB Statement 33, K-State has recognized a liability for the federal portion of its Perkins Loan portfolio that is expected to be repaid to the Department of Education. Given that the Perkins Loan Program was not renewed and the wind-down procedures for the program require that the Federal funds be returned on an annual basis for the Department of Education's portion of the cash received each year, a liability has been recognized and an allocation is made between current and noncurrent based on expected repayment requirements in accordance with the current Department of Education guidelines.

Noncurrent Liabilities

Noncurrent liabilities include principal amounts of revenue bonds and loans payable, capital lease obligations with contractual maturities greater than one year, estimated amounts for accrued compensated absences, accrued other postemployment benefits, and other liabilities that will not be paid within the next fiscal year.

Deferred Outflow/Inflows of Resources

Deferred outflows and deferred inflows result from the consumption or acquisition of net position in one period that is applicable to future periods. Deferred outflows related to debt defeasance are amortized over the remaining life of the debt refunded. Deferred outflows and deferred inflows related to the pension plan are described in more detail in Note 13. Deferred outflows and deferred inflows related to the KPERs Death and Disability benefits plan are described in more detail in Note 14.

Net Position

K-State's net position is classified as follows:

Net investment in capital assets: This component represents capital assets, net of accumulated depreciation and outstanding principal debt balances related to the acquisition, construction or improvement of those assets.

Restricted net position – non-expendable: Restricted non-expendable net position consists of endowment and similar type funds in which donors or other outside sources have stipulated, as a condition of the gift instrument, that the principal is to be maintained inviolate and in perpetuity, and invested for the purpose of producing present and future income, which may either be expended or added to principal.

Restricted net position – expendable: Restricted expendable net position includes resources in which K-State is legally or contractually obligated to spend resources in accordance with restrictions imposed by external third parties.

Kansas State University

Notes to Financial Statements

For the Year Ended June 30, 2023

Unrestricted net position: Unrestricted net position represents resources derived from student tuition and fees, state appropriations, and sales and services of educational activities. These resources are used for transactions relating to the educational and general operations of K-State, and may be used at the discretion of the governing board to meet current expenses for any purpose. These resources also include auxiliary enterprises, which are substantially self-supporting activities that provide services for students, faculty and staff.

Tax Status

K-State is classified as exempt from federal income tax under Section 115(a) and under Section 501(a) of the Internal Revenue Code, as an organization described in Section 501(c)(3). Certain revenues generated from activities unrelated to K-State's exempt purpose may be subject to federal income tax under Internal Revenue Code Section 511(a)(2)(B).

Classification of Revenues

Revenues are classified as either operating or non-operating revenues according to the following criteria:

Operating revenues: Operating revenues include activities that have the characteristics of exchange transactions, such as 1) student tuition and fees, net of scholarship discounts and allowances, 2) federal appropriations, 3) sales and services of auxiliary enterprises or educational activities, 4) most federal, state and local grants and contracts, and 5) interest on institutional student loans.

Non-operating revenues: Non-operating revenues include activities that have the characteristics of non-exchange transactions, such as gifts, contributions, certain federal and state grants, and other revenue sources that are defined as non-operating revenues by GASB 9, *Reporting Cash Flows of Proprietary and Nonexpendable Trust Funds and Governmental Entities That Use Proprietary Fund Accounting* and GASB 35, *Basic Financial Statements and Management's Discussion and Analysis for Public Colleges and Universities*, such as state appropriations and investment income.

Scholarship Discounts and Allowances

Student tuition and fee revenues, and certain other revenues from students, are reported net of scholarship discounts and allowances in the Statement of Revenues, Expenses, and Changes in Net Position. Scholarship discounts and allowances are the difference between the stated charge for goods and services provided by K-State and the amount that is paid by students and/or third parties making payments on the students' behalf. Certain governmental grants, such as Pell grants, and other federal, state or nongovernmental programs are recorded as either operating or non-operating revenues in K-State's financial statements. To the extent that revenues from such programs are used to satisfy tuition and fees and other student charges, a scholarship discount and allowance has been recorded.

Pensions

K-State's proportional share of the Kansas Public Employees Retirement System (KPERS) is reported in accordance with the provisions of GASB Statement 68, *Accounting and Financial Reporting for Pensions* and GASB Statement 71, *Pension Transition for Contributions Made Subsequent to the Measurement Date*. For purposes of measuring the net pension liability, deferred outflows and deferred inflows of resources related to pensions, and pension expense, information about the fiduciary net position of KPERS and additions to/deductions from KPERS' fiduciary net position have been determined on the same basis as they are reported by KPERS. For this purpose, benefit payments (including refunds of employee contributions) are recognized when due and payable in accordance with the benefit terms. Investments are reported at fair value.

Use of Estimates

The preparation of financial statements in conformity with generally accepted accounting principles requires management to make estimates and assumptions that affect certain reported amounts and disclosures. Actual results could differ from those estimates.

Kansas State University

Notes to Financial Statements

For the Year Ended June 30, 2023

Note 2 – Deposits and Investments

A summary of deposits and investments at June 30 is as follows:

	2023	2022
Cash deposits with State Treasury	\$ 239,216,331	\$ 195,668,837
Cash deposits with financial institutions	51,720,391	61,007,182
Investments at K-State Foundation	43,053,507	42,835,418
Other investments	46,156,076	29,927,769
	<u>\$ 380,146,305</u>	<u>\$ 329,439,206</u>

A reconciliation of deposits and investments to the Statement of Net Position as of June 30 is as follows:

	2023	2022
Cash and cash equivalents (current)	\$ 273,895,696	\$ 246,979,226
Restricted cash and cash equivalents (current)	\$ 17,041,026	\$ 9,696,793
Investments (current)	\$ 11,563,267	\$ 11,012,117
Investments (non-current)	\$ 77,646,316	\$ 61,751,070
	<u>\$ 380,146,305</u>	<u>\$ 329,439,206</u>

Deposits

The total carrying amount of cash and cash equivalents on deposit with the State Treasurer and other financial institutions at June 30, 2023 was \$290,936,722. K-State's deposits with the State Treasurer are pooled with the funds of other state agencies and, with the exception of the bond funds, placed in short-term investments in accordance with statutory limitations with the exception of the bond funds. All bond proceeds are invested in conjunction with specifications stated in the bond resolutions.

State law requires K-State to deposit the majority of its cash balances with the State Treasurer, who holds and invests the funds. These investments are managed by the Pooled Money Investment Board (PMIB), which maintains a published investment policy. The exceptions to this are any funds maintained in the imprest fund, organizational safekeeping, and any funds held by external entities on behalf of K-State.

Cash balances maintained by the State Treasurer are pooled and held in a general checking account and other special purpose bank accounts. The available cash balances beyond immediate need are pooled for short-term investment purposes by the Pooled Money Investment Board and are reported at fair value, based on quoted market prices.

Deposit balances not maintained by the State Treasurer are covered by FDIC or collateralized. K-State does not have a formal deposit policy regarding custodial credit risk. However, management has evaluated the financial stability of the financial institutions involved and feels the deposit custodial credit risk is minimal.

Kansas State University

Notes to Financial Statements

For the Year Ended June 30, 2023

Investments

Pooled Money Investment Board (PMIB): The investment policy of the PMIB is governed by state statutes. The primary objectives are to attain safety, liquidity, and yield. Allowable investments for state pooled monies are as follows:

- Certificates of deposit in Kansas banks, which are fully collateralized.
- Direct obligations of, or obligations that are insured as to principal and interest by, the United States of America, or any agency thereof.
- Obligations and securities of United States sponsored enterprises that under federal law may be accepted as security for public funds. Monies available for investment shall not be invested in mortgage-backed securities of such enterprises, which include the Government National Mortgage Association.
- Repurchase and reverse purchase agreements with a bank or a primary government securities dealer that reports to the Market Reports Division of the Federal Reserve Bank of New York.
- Loans as mandated by the Kansas Legislature limited to not more than the greater of 10 percent or \$140,000,000 of total investments.
- Certain Kansas agency bonds and SKILL or IMPACT act projects and bonds.
- Corporate bonds that have received one of the two highest credit ratings by a nationally recognized investment rating firm, not to exceed maturities of two years.
- High grade commercial paper that does not exceed 270 days to maturity and have received one of the two highest credit ratings by a nationally recognized investment rating firm.

Kansas Development Finance Authority (K DFA): For investments related to K-State's revenue bonds, state statutes permit cash balances to be invested as permitted by bond documents and bond covenants. K DFA manages K-State's revenue bond investments. Allowable investments include:

- U.S. Government obligations
- Obligations of government-sponsored agencies
- Federal funds, unsecured certificates of deposit, time deposits and banker's acceptances
- Deposits – fully insured by FDIC
- Certain state or municipal debt obligations
- Certain pre-refunded municipal obligations
- Commercial paper
- Investments in money market funds
- Repurchase agreements
- Stripped securities
- Investments in the Municipal Investment Pool Fund
- Investment agreements

Kansas State University

Notes to Financial Statements

For the Year Ended June 30, 2023

Kansas State University Foundation (the Foundation)

The Foundation is authorized by state statute to act as the investing agent for the state agricultural university fund. Allowable investments include:

- Time deposit, open accounts for periods of not less than 30 days, or certificates of deposit for periods of not less than 90 days, in commercial banks located in Kansas.
- United States treasury bills or notes with maturities as the investing agent shall determine.
- The permanent endowment fund of the endowment association or foundation.

The Foundation is also the investing agent for K-State Athletics, Inc. The investment policies of the Foundation are governed by policies and procedures established by their Asset Management Committee, which is a committee of the Board of Directors, in collaboration with staff and consultants. The Foundation staff implements policies through: (1) the selection of investment strategies, (2) the hiring, monitoring, and changing of investment managers, and (3) rebalancing the portfolios. Investment results are monitored by the committee quarterly through manager and portfolio performance and due diligence reporting, and annually through outside auditing of the Foundation's accounts and procedures. The specific return objectives, risk parameters, and spending policies of K-State Athletics, Inc. are adopted in compliance with the Foundation's policies and procedures for endowment and investment management.

Interest rate risk is the risk that changes in interest rates will adversely affect the fair value of an investment. K-State does not have a formal investment policy that limits investment maturities as a means of managing its exposure to fair value losses arising from increasing interest rates.

PMIB minimizes interest rate risk by structuring the investment portfolio so that securities mature to meet cash requirements for ongoing operations, thereby avoiding the need to sell securities on the open market prior to maturity, and by investing operating funds primarily in shorter-term securities.

For revenue bond investments managed by K DFA, due to the tax-exempt status of the bonds, it is generally the practice of K DFA and K-State to match reserve fund interest rates to the arbitrage yield on the bonds and the term of the investments to the maturity of the bonds. For invested loan funds, K DFA generally invests to maximize the interest rate and set a term of investment based on estimated expenditures, which is generally 3-5 years.

The state agricultural university funds are invested in the Foundation's pooled endowment fund and are subject to their investment policy.

As of June 30, 2023, K-State had investments with the following maturities:

Investment Type	Investment Maturities					Undetermined Maturity Dates
	Fair Value	< 1 yr.	1-5 yrs.	6-10 yrs.	> 10 yrs.	
K-State Foundation Investment Pool	\$ 43,053,507	-	-	-	-	\$ 43,053,507
Other Long Term Investments	46,156,076	-	-	-	-	46,156,076
Grand Total	<u>\$ 89,209,583</u>	-	-	-	-	<u>\$ 89,209,583</u>

Credit risk is the risk that an issuer or other counterparty to an investment will not fulfill its obligations to K-State. K-State's investments may have credit risk, since the underlying securities may include securities other than those that take the form of U.S. Treasuries or obligations explicitly guaranteed by the U.S. government. Certain investments have an underlying collateral agreement.

Kansas State University

Notes to Financial Statements

For the Year Ended June 30, 2023

Custodial credit risk for investments is the risk that, in the event of the failure of the counterparty, K-State will not be able to recover the value of the investments that are in the possession of an outside party. K-State's investment securities are exposed to custodial credit risk if the securities are uninsured, are not registered in the university's name, and are held by either the counterparty or the counterparty's trust department or agent.

K-State does not have a formal investment policy that addresses custodial credit risk. However, K-State's custodial credit risk is estimated to be minimal based on the expressed investment policies of PMIB, KDFA and the Foundation.

Concentration of credit risk is the risk of loss attributed to the magnitude of K-State's investment in a single issuer that exceeds 5% or more of its total investments. Investments issued or explicitly guaranteed by the U.S. Government and investments in mutual funds, external investment pools, and other pooled investments are excluded from this requirement.

Information about concentrations of investments with a single issuer is not provided by the State Treasurer or PMIB and therefore K-State cannot provide this information. The financial statements of the State of Kansas provide additional information about the risk associated with the State Treasurer's and PMIB's investment portfolios.

Fair Value Measurement

GASB Statement 72, *Fair Value Measurement and Application*, sets forth the framework for measuring fair value. That framework provides a fair value hierarchy that prioritizes the inputs to valuation techniques used to measure fair value. The hierarchy gives the highest priority to unadjusted quoted prices in active markets for identical assets or liabilities (Level 1) and the lowest priority to unobservable inputs (Level 3). The three levels of the fair value hierarchy under GASB 72 are described as follows:

Level 1 – Quoted prices in active markets for identical assets or liabilities.

Level 2 – Observable inputs other than Level 1 prices, such as quoted prices for similar assets or liabilities; quoted prices in markets that are not active; or other inputs that are observable or can be corroborated by observable market data for substantially the full term of the assets or liabilities.

Level 3 – Unobservable inputs supported by little or no market activity and are significant to the fair value of the assets or liabilities.

Recurring Measurements

The following table presents the fair value measurements of assets and liabilities on a recurring basis recognized in the accompanying Statement of Net Position and the corresponding level within the fair value hierarchy at June 30, 2023. Information to determine the June 30, 2023 levels for investments held by the Foundation for K-State Athletics, Inc. was not available as of the date of their audit report and therefore not included in the table below.

	June 30, 2023			
	<u>Fair Value</u>	<u>Level 1</u>	<u>Level 2</u>	<u>Level 3</u>
Money market mutual funds	\$ 24,426,946	\$ 24,426,946	\$ -	\$ -
U.S. Treasury securities	9,760,930	9,760,930	-	-
Foreign	399,672	399,672	-	-
Equity Securities	16,077,567	4,676,285	10,344,757	1,056,525
External investment pools	10,636,723	7,654,770	-	2,981,953
	<u>\$ 61,301,838</u>	<u>\$ 46,918,603</u>	<u>\$ 10,344,757</u>	<u>\$ 4,038,478</u>

Kansas State University

Notes to Financial Statements
For the Year Ended June 30, 2023

Note 3 – Accounts Receivable

Accounts Receivable are shown net of allowances for doubtful accounts in the accompanying Statement of Net Position.

	<u>June 30, 2023</u>	<u>June 30, 2022</u>
Tuition and Fees	\$ 16,109,406	\$ 14,510,728
Auxiliary Enterprises	-	106,974
Grants and Contracts	48,278,143	39,242,358
Unspent state appropriations	17,979,081	8,705,186
Federal appropriations	969,992	767,390
Other	13,495,589	10,660,715
	<u>\$ 96,832,211</u>	<u>\$ 73,993,351</u>
Less: Allowance for uncollectible amounts	710,243	773,789
Net Accounts Receivable	<u>\$ 96,121,968</u>	<u>\$ 73,219,562</u>

Note 4 – Pledges Receivable

Pledges receivable are shown net of allowances for uncollectible accounts in the accompanying Statement of Net Position.

	<u>June 30, 2023</u>	<u>June 30, 2022</u>
Due within one year	\$ 7,103,467	\$ 9,386,673
Due in one to five years	20,659,015	22,388,071
More than five years	3,010,819	3,593,592
	<u>\$ 30,773,301</u>	<u>\$ 35,368,336</u>
Less: Unamortized discount	4,030,135	3,328,543
Less: Allowance for uncollectible amounts	404,799	158,378
Net Pledges Receivable	<u>\$ 26,338,367</u>	<u>\$ 31,881,415</u>

Kansas State University

Notes to Financial Statements

For the Year Ended June 30, 2023

Note 5 – Loans to Students

Student loans made through the Federal Perkins Loan Program and the Health Professions Student Loan Program comprise substantially all of the loans to students at June 30, 2023 and 2022. The programs provide for cancellation of a loan at rates of 10% to 30% per year up to a maximum of 100%, if the participant complies with certain provisions.

As K-State determines that loans are uncollectible and not eligible for reimbursement by the Federal government, the loans are written off and assigned to the U. S. Department of Education.

Effective October 1, 2018, the United States Department of Education (U.S. ED) did not renew the Federal Perkins Loan Program. As a result, after a brief transition period, no new loans could be disbursed to students. The current guidance provided by U.S. ED stipulates that as cash is collected by the university from loans disbursed prior to October 1, 2018, such funds are to be remitted back to U.S. ED on a proportional basis (the Perkins program was originally funded by U.S. ED with a small percentage matched by the university). Given this recent guidance, K-State has determined that it is probable that U.S. ED, as the provider of the original resource, will require the return of the resources originally received under this program. At the time of the receipt, K-State recorded non-exchange revenues, and thereby, the balance of the resources provided by U.S. ED previously resided in the university's restricted net position.

Pursuant to guidance provided by GASB Statement 33 and based on K-State's estimate that the return of these resources is probable, a liability of \$3,839,500 has been recorded on the university's financial statements for the fiscal year ended June 30, 2023.

Note 6 – Leases Receivable

For the year ended 6/30/2023, the financial statements include the adoption of GASB Statement No. 87, Leases. The primary objective of this statement is to enhance the relevance and consistency of information about governments' leasing activities. This statement establishes a single model for lease accounting based on the principle that leases are financings of the right to use an underlying asset. Under this Statement, a lessee is required to recognize a lease liability and an intangible right-to-use lease asset, and a lessor is required to recognize a lease receivable and a deferred inflow of resources. For additional information, refer to the disclosures below.

On 07/01/2021, Kansas State University entered into a 30-month lease as Lessor for the use of K-State Salina - Central KS District Ext. An initial lease receivable was recorded in the amount of \$100,203.19. As of 06/30/2023, the value of the lease receivable is \$0.00. The lessee is required to make semi-annual fixed payments of \$33,500.00. The lease has an interest rate of 0.5930%. The buildings estimated useful life was 0 months as of the contract commencement. The value of the deferred inflow of resources as of 06/30/2023 was \$0.00, and Kansas State University recognized lease revenue of \$33,401.06 during the fiscal year. The lessee has 1 extension option(s), each for 12 months.

On 08/01/2022, Kansas State University entered into a 120-month lease as Lessor for the use of Vanguard Wireless 8-1-2022. An initial lease receivable was recorded in the amount of \$296,450.18. As of 06/30/2023, the value of the lease receivable is \$275,923.13. The lessee is required to make monthly fixed payments of \$2,500.00. The lease has an interest rate of 2.9270%. The Land estimated useful life was 0 months as of the contract commencement. The value of the deferred inflow of resources as of 06/30/2023 was \$269,275.58, and Kansas State University recognized lease revenue of \$27,174.60 during the fiscal year. The lessee has 5 extension option(s), each for 60 months.

On 07/01/2021, Kansas State University entered into a 13-month lease as Lessor for the use of Vanguard Wireless. An initial lease receivable was recorded in the amount of \$4,998.06. As of 06/30/2023, the value of the lease receivable is \$0.00. The lessee is required to make annual fixed payments of \$5,000.00. The lease has an interest rate of 0.4660%. The Land estimated useful life was 0 months as of the contract commencement. The value of the deferred inflow of resources as of 06/30/2023 was \$0.00, and Kansas State University recognized lease revenue of \$384.47 during the fiscal year.

Kansas State University

Notes to Financial Statements
For the Year Ended June 30, 2023

On 07/01/2021, Kansas State University entered into a 49-month lease as Lessor for the use of Sections 24&25 of Township 11 South, Range 17 West. An initial lease receivable was recorded in the amount of \$35,354.48. As of 06/30/2023, the value of the lease receivable is \$17,689.70. The lessee is required to make annual fixed payments of \$8,963.50. The lease has an interest rate of 0.8930%. The Land estimated useful life was 0 months as of the contract commencement. The value of the deferred inflow of resources as of 06/30/2023 was \$18,038.00, and Kansas State University recognized lease revenue of \$8,658.24 during the fiscal year. The lessee has 1 extension option(s), each for 60 months.

On 07/01/2021, Kansas State University entered into a 27-month lease as Lessor for the use of 3459 Denison Avenue Marlatt Tower. An initial lease receivable was recorded in the amount of \$18,392.07. As of 06/30/2023, the value of the lease receivable is \$2,641.74. The lessee is required to make monthly fixed payments of \$661.25. The lease has an interest rate of 0.5930%. The Land estimated useful life was 0 months as of the contract commencement. The value of the deferred inflow of resources as of 06/30/2023 was \$2,223.22, and Kansas State University recognized lease revenue of \$8,084.43 during the fiscal year. The lessee has 1 extension option(s), each for 60 months.

On 07/01/2022, Kansas State University entered into a 60-month lease as Lessor for the use of 1st Floor Mosier Hall. An initial lease receivable was recorded in the amount of \$4,112,617.40. As of 06/30/2023, the value of the lease receivable is \$3,246,827.40. The lessee is required to make annual fixed payments of \$865,790.00. The lease has an interest rate of 2.6310%. The buildings estimated useful life was 0 months as of the contract commencement. The value of the deferred inflow of resources as of 06/30/2023 was \$3,290,093.92, and Kansas State University recognized lease revenue of \$822,523.48 during the fiscal year.

<u>Year Ending June 30:</u>	<u>Principal</u>	<u>Interest</u>	<u>Total</u>
2024	\$ 34,503	\$ 7,931	\$ 42,434
2025	33,561	7,152	40,713
2026	26,374	6,328	32,702
2027	28,151	5,532	33,683
2028	30,010	4,684	34,694
2029-2033	143,656	9,106	152,762
Total	\$ 296,255	\$ 40,733	\$ 336,988

Note 7 – Right-to-Use Assets/Leases Payable

For the year ended 6/30/2023, the financial statements include the adoption of GASB Statement No. 87, Leases. The primary objective of this statement is to enhance the relevance and consistency of information about governments' leasing activities. This statement establishes a single model for lease accounting based on the principle that leases are financings of the right to use an underlying asset. Under this Statement, a lessee is required to recognize a lease liability and an intangible right-to-use lease asset, and a lessor is required to recognize a lease receivable and a deferred inflow of resources. For additional information, refer to the disclosures below.

On 07/01/2021, Kansas State University entered into a 35-month lease as Lessee for the use of Aviation Research Center. An initial lease liability was recorded in the amount of \$147,262.65. As of 06/30/2023, the value of the lease liability is \$77,638.75. Kansas State University is required to make monthly fixed payments of \$7,076.22. The lease has an interest rate of 0.5140%. The buildings estimated useful life was 0 months as of the contract commencement. The value of the right to use asset as of 06/30/2023 of \$232,009.49 with accumulated amortization of \$154,331.63 is included with Buildings on the Lease Class activities table found below. Kansas State University has 2 extension option(s), each for 12 months. Kansas State University had a termination period of 3 months as of the lease commencement.

Kansas State University

Notes to Financial Statements

For the Year Ended June 30, 2023

On 07/01/2021, Kansas State University entered into a 24-month lease as Lessee for the use of Skid Steer 316GR/Skid Steer 324G. An initial lease liability was recorded in the amount of \$45,705.08. As of 06/30/2023, the value of the lease liability is \$0.00. Kansas State University is required to make annual fixed payments of \$22,970.00. The lease has an interest rate of 0.5140%. The Equipment estimated useful life was 0 months as of the contract commencement. The value of the right to use asset as of 06/30/2023 of \$0.00 with accumulated amortization of \$0.00 is included with Equipment on the Lease Class activities table found below. Kansas State University has the option to purchase the Equipment for \$38,320.78. Kansas State University has 3 extension option(s), each for 12 months.

On 07/01/2021, Kansas State University entered into a 14-month lease as Lessee for the use of 600 W. Woodside. An initial lease liability was recorded in the amount of \$6,595.75. As of 06/30/2023, the value of the lease liability is \$0.00. Kansas State University is required to make annual fixed payments of \$6,600.00. The lease has an interest rate of 0.3870%. The buildings estimated useful life was 0 months as of the contract commencement. The value of the right to use asset as of 06/30/2023 of \$0.00 with accumulated amortization of \$0.00 is included with Buildings on the Lease Class activities table found below.

On 09/01/2022, Kansas State University entered into a 24-month lease as Lessee for the use of 600 W. Woodside 09-01-2022. An initial lease liability was recorded in the amount of \$13,069.07. As of 06/30/2023, the value of the lease liability is \$6,469.07. Kansas State University is required to make annual fixed payments of \$6,600.00. The lease has an interest rate of 2.0240%. The buildings estimated useful life was 0 months as of the contract commencement. The value of the right to use asset as of 06/30/2023 of \$13,069.07 with accumulated amortization of \$5,445.44 is included with Buildings on the Lease Class activities table found below.

On 09/25/2022, Kansas State University entered into a 60-month lease as Lessee for the use of 2nd Floor of Monica Hall Bldg Copy. An initial lease liability was recorded in the amount of \$35,252.77. As of 06/30/2023, the value of the lease liability is \$30,500.58. Kansas State University is required to make monthly fixed payments of \$587.15. The lease has an interest rate of 2.3660%. The buildings estimated useful life was 0 months as of the contract commencement. The value of the right to use asset as of 06/30/2023 of \$35,252.77 with accumulated amortization of \$5,405.43 is included with Buildings on the Lease Class activities table found below.

On 02/01/2023, Kansas State University entered into a 51-month lease as Lessee for the use of 120 N Main Street Copy. An initial lease liability was recorded in the amount of \$14,513.00. As of 06/30/2023, the value of the lease liability is \$12,804.07. Kansas State University is required to make quarterly fixed payments of \$900.00. The lease has an interest rate of 2.6760%. The buildings estimated useful life was 0 months as of the contract commencement. The value of the right to use asset as of 06/30/2023 of \$14,513.00 with accumulated amortization of \$1,422.84 is included with Buildings on the Lease Class activities table found below. Kansas State University has 1 extension option(s), each for 24 months.

On 07/01/2021, Kansas State University entered into a 23-month lease as Lessee for the use of Ricoh Copiers - 28 Umberger Hall. An initial lease liability was recorded in the amount of \$158,700.14. As of 06/30/2023, the value of the lease liability is \$0.00. Kansas State University is required to make monthly fixed payments of \$6,934.00. The lease has an interest rate of 0.5140%. The Equipment estimated useful life was 0 months as of the contract commencement. The value of the right to use asset as of 06/30/2023 of \$0.00 with accumulated amortization of \$0.00 is included with Equipment on the Lease Class activities table found below. Kansas State University has the option to purchase the Equipment for \$1.00.

On 07/01/2021, Kansas State University entered into a 51-month lease as Lessee for the use of Skid Steer Lease (5 components). An initial lease liability was recorded in the amount of \$110,472.52. As of 06/30/2023, the value of the lease liability is \$55,357.39. Kansas State University is required to make annual fixed payments of \$28,050.00. The lease has an interest rate of 0.8930%. The Equipment estimated useful life was 0 months as of the contract commencement. The value of the right to use asset as of 06/30/2023 of \$110,472.52 with accumulated amortization of \$51,987.07 is included with Equipment on the Lease Class activities table found below. Kansas State University has 3 extension option(s), each for 12 months.

Kansas State University

Notes to Financial Statements

For the Year Ended June 30, 2023

On 07/01/2021, Kansas State University entered into a 19-month lease as Lessee for the use of 120 N Main Street. An initial lease liability was recorded in the amount of \$6,275.80. As of 06/30/2023, the value of the lease liability is \$0.00. Kansas State University is required to make quarterly fixed payments of \$900.00. The lease has an interest rate of 0.5140%. The buildings estimated useful life was 0 months as of the contract commencement. The value of the right to use asset as of 06/30/2023 of \$0.00 with accumulated amortization of \$0.00 is included with Buildings on the Lease Class activities table found below.

On 07/01/2021, Kansas State University entered into a 14-month lease as Lessee for the use of 2nd Floor of Monica Hall Bldg. An initial lease liability was recorded in the amount of \$6,158.79. As of 06/30/2023, the value of the lease liability is \$0.00. Kansas State University is required to make monthly fixed payments of \$405.04. The lease has an interest rate of 0.3870%. The buildings estimated useful life was 0 months as of the contract commencement. The value of the right to use asset as of 06/30/2023 of \$0.00 with accumulated amortization of \$0.00 is included with Buildings on the Lease Class activities table found below.

On 10/01/2022, Kansas State University entered into a 60-month lease as Lessee for the use of Stockton, KS Facility Office Area. An initial lease liability was recorded in the amount of \$32,955.18. As of 06/30/2023, the value of the lease liability is \$28,273.96. Kansas State University is required to make monthly fixed payments of \$595.00. The lease has an interest rate of 3.3050%. The buildings estimated useful life was 0 months as of the contract commencement. The value of the right to use asset as of 06/30/2023 of \$32,955.18 with accumulated amortization of \$4,943.28 is included with Buildings on the Lease Class activities table found below.

On 07/01/2021, Kansas State University entered into a 47-month lease as Lessee for the use of Xerox Color Copier Lease. An initial lease liability was recorded in the amount of \$20,288.47. As of 06/30/2023, the value of the lease liability is \$10,010.58. Kansas State University is required to make monthly fixed payments of \$439.14. The lease has an interest rate of 0.8930%. The Equipment estimated useful life was 0 months as of the contract commencement. The value of the right to use asset as of 06/30/2023 of \$20,288.47 with accumulated amortization of \$10,330.76 is included with Equipment on the Lease Class activities table found below.

On 07/01/2021, Kansas State University entered into a 43-month lease as Lessee for the use of Konza Prairie Research Natural Area. An initial lease liability was recorded in the amount of \$143,326.44. As of 06/30/2023, the value of the lease liability is \$72,033.68. Kansas State University is required to make annual fixed payments of \$40,000.00. The lease has an interest rate of 0.8930%. The Land estimated useful life was 0 months as of the contract commencement. The value of the right to use asset as of 06/30/2023 of \$143,326.44 with accumulated amortization of \$79,076.66 is included with Land on the Lease Class activities table found below.

On 08/10/2021, Kansas State University entered into a 60-month lease as Lessee for the use of Ricoh Copiers - 26 Umberger Hall. An initial lease liability was recorded in the amount of \$93,118.21. As of 06/30/2023, the value of the lease liability is \$57,925.10. Kansas State University is required to make monthly fixed payments of \$1,590.53. The lease has an interest rate of 1.0030%. The Equipment estimated useful life was 0 months as of the contract commencement. The value of the right to use asset as of 06/30/2023 of \$93,118.21 with accumulated amortization of \$35,229.72 is included with Equipment on the Lease Class activities table found below. Kansas State University has the option to purchase the Equipment for \$1.00.

On 07/01/2021, Kansas State University entered into a 60-month lease as Lessee for the use of KSU Communications. An initial lease liability was recorded in the amount of \$23,768.26. As of 06/30/2023, the value of the lease liability is \$14,411.08. Kansas State University is required to make quarterly fixed payments of \$1,221.69. The lease has an interest rate of 1.0590%. The Equipment estimated useful life was 0 months as of the contract commencement. The value of the right to use asset as of 06/30/2023 of \$23,768.26 with accumulated amortization of \$9,507.30 is included with Equipment on the Lease Class activities table found below. Kansas State University has 3 extension option(s), each for 12 months.

On 07/01/2021, Kansas State University entered into a 930-month lease as Lessee for the use of 2382 NW 20th Street. An initial lease liability was recorded in the amount of \$78,871.20. As of 06/30/2023, the value of the lease liability is \$77,212.93. Kansas State University is required to make annual fixed payments of \$2,340.00. The lease has an interest rate of 2.5830%. The Land estimated useful life was 0 months as of the contract commencement. The value of the right to use asset as of 06/30/2023 of \$78,871.20 with accumulated amortization of \$2,035.39 is included with Land on the Lease Class activities table found below.

Kansas State University

Notes to Financial Statements For the Year Ended June 30, 2023

Right-to-Use asset activity for the year ended June 30, 2023 is summarized as follows:

Leased Buildings and Improvements	\$	177,051	\$	180,505	\$	29,789	\$	327,767
Leased Equipment and Furnishings		452,052		-		204,405		247,647
Leased Land		222,198		-		-		222,198
Total Right-to-Use Assets	\$	851,301	\$	180,505	\$	234,194	\$	797,612
Less: Accumulated Depreciation								
Leased Buildings and Improvements	\$	98,238	\$	99,136	\$	25,825	\$	171,549
Leased Equipment and Furnishings		153,870		157,590		204,405		107,055
Leased Land		40,556		40,556		-		81,112
Total Depreciation	\$	292,664	\$	297,282	\$	230,230	\$	359,716
Right-to-Use Assets, net	\$	558,637	\$	(116,777)	\$	3,964	\$	437,896
K-State Athletics, Inc.								162,578
K-State Veterinary Clinical Outreach, Inc.								279,847
								<u>\$ 880,321</u>

Kansas State University

Notes to Financial Statements

For the Year Ended June 30, 2023

Leases Payable Maturity Schedule:

<u>Year Ending June 30:</u>	<u>Principal</u>	<u>Interest</u>	<u>Total</u>
2024	\$ 192,555	\$ 5,961	\$ 198,516
2025	109,543	4,311	113,854
2026	41,705	2,991	44,696
2027	19,309	2,334	21,643
2028	4,133	1,975	6,108
2029 - 2033	2,067	9,633	11,700
2034 - 2038	2,348	9,352	11,700
2039 - 2043	2,667	9,033	11,700
2044 - 2048	3,030	8,670	11,700
2049 - 2053	3,442	8,258	11,700
2054 - 2058	3,910	7,790	11,700
2059 - 2063	4,442	7,258	11,700
2064 - 2068	5,046	6,654	11,700
2069 - 2073	5,733	5,967	11,700
2074 - 2078	6,512	5,188	11,700
2079 - 2083	7,398	4,302	11,700
2084 - 2088	8,404	3,296	11,700
2089 - 2093	9,547	2,153	11,700
2094 - 2098	10,845	855	11,700

Note 8 – Subscription-Based Information Technology Arrangements (SBITA)

For the year ended 6/30/2023, the financial statements include the adoption of GASB Statement No. 96, Subscription-Based Information Technology Arrangements. The primary objective of this statement is to enhance the relevance and consistency of information about governments' subscription activities. This statement establishes a single model for subscription accounting based on the principle that subscriptions are financings of the right to use an underlying asset. Under this Statement, an organization is required to recognize a subscription liability and an intangible right-to-use subscription asset. For additional information, refer to the disclosures below.

On 07/01/2022, Kansas State University, KS entered into a 36-month subscription for the use of Cayuse. An initial subscription liability was recorded in the amount of \$242,818.55. As of 06/30/2023, the value of the subscription liability is \$170,060.62. Kansas State University, KS is required to make semi-annual fixed payments of \$37,500.00. The subscription has an interest rate of 2.1840%. The value of the right to use asset as of 06/30/2023 of \$267,818.55 with accumulated amortization of \$89,272.85 is included with Software on the Subscription Class activities table found below.

On 07/01/2022, Kansas State University, KS entered into a 37-month subscription for the use of Oracle. An initial subscription liability was recorded in the amount of \$4,408,790.54. As of 06/30/2023, the value of the subscription liability is \$3,270,620.54. Kansas State University, KS is required to make annual fixed payments of \$1,138,170.00. The subscription has an interest rate of 2.1840%. The value of the right to use asset as of 06/30/2023 of \$4,408,790.54 with accumulated amortization of \$1,429,878.01 is included with Software on the Subscription Class activities table found below.

Kansas State University

Notes to Financial Statements

For the Year Ended June 30, 2023

On 08/15/2022, Kansas State University, KS entered into a 36-month subscription for the use of Cloud Managed Services. An initial subscription liability was recorded in the amount of \$709,822.38. As of 06/30/2023, the value of the subscription liability is \$496,928.99. Kansas State University, KS is required to make monthly fixed payments of \$20,350.00. The subscription has an interest rate of 2.1800%. The value of the right to use asset as of 06/30/2023 of \$709,822.38 with accumulated amortization of \$207,688.77 is included with Software on the Subscription Class activities table found below.

On 07/01/2022, Kansas State University, KS entered into a 43-month subscription for the use of Qualtrics Cloud Service Research Suite License. An initial subscription liability was recorded in the amount of \$216,698.67. As of 06/30/2023, the value of the subscription liability is \$154,580.76. Kansas State University, KS is required to make annual fixed payments of \$65,000.00. The subscription has an interest rate of 2.2800%. The value of the right to use asset as of 06/30/2023 of \$216,698.67 with accumulated amortization of \$60,474.05 is included with Software on the Subscription Class activities table found below.

On 07/01/2022, Kansas State University, KS entered into a 36-month subscription for the use of Cloud Based Digital Signage Software. An initial subscription liability was recorded in the amount of \$126,073.56. As of 06/30/2023, the value of the subscription liability is \$83,139.56. Kansas State University, KS is required to make annual fixed payments of \$42,934.00. The subscription has an interest rate of 2.1800%. The value of the right to use asset as of 06/30/2023 of \$129,007.56 with accumulated amortization of \$43,002.52 is included with Software on the Subscription Class activities table found below.

On 09/16/2022, Kansas State University, KS entered into a 36-month subscription for the use of Othot Enrollment Suite Software. An initial subscription liability was recorded in the amount of \$146,822.52. As of 06/30/2023, the value of the subscription liability is \$96,822.52. Kansas State University, KS is required to make annual fixed payments of \$50,000.00. The subscription has an interest rate of 2.1800%. The value of the right to use asset as of 06/30/2023 of \$171,822.52 with accumulated amortization of \$45,342.05 is included with Software on the Subscription Class activities table found below. Kansas State University, KS has 1 extension option(s), each for 36 months.

On 12/01/2022, Kansas State University, KS entered into a 36-month subscription for the use of OMNI CMS License. An initial subscription liability was recorded in the amount of \$135,780.96. As of 06/30/2023, the value of the subscription liability is \$90,809.66. Kansas State University, KS is required to make annual fixed payments of \$44,971.30. The subscription has an interest rate of 3.2400%. The value of the right to use asset as of 06/30/2023 of \$135,780.96 with accumulated amortization of \$26,401.85 is included with Software on the Subscription Class activities table found below.

On 07/01/2022, Kansas State University, KS entered into a 31-month subscription for the use of Cobblestone Software. An initial subscription liability was recorded in the amount of \$242,226.51. As of 06/30/2023, the value of the subscription liability is \$121,374.44. Kansas State University, KS is required to make annual fixed payments of \$124,020.40. The subscription has an interest rate of 2.1800%. The value of the right to use asset as of 06/30/2023 of \$242,226.51 with accumulated amortization of \$93,164.04 is included with Software on the Subscription Class activities table found below.

On 07/01/2022, Kansas State University, KS entered into a 60-month subscription for the use of Canvas LMS Software. An initial subscription liability was recorded in the amount of \$1,133,255.66. As of 06/30/2023, the value of the subscription liability is \$904,484.00. Kansas State University, KS is required to make annual fixed payments of \$228,771.66. The subscription has an interest rate of 2.3700%. The value of the right to use asset as of 06/30/2023 of \$1,133,255.66 with accumulated amortization of \$226,651.13 is included with Software on the Subscription Class activities table found below.

On 07/01/2022, Kansas State University, KS entered into a 36-month subscription for the use of Student Financial Platform. An initial subscription liability was recorded in the amount of \$382,641.29. As of 06/30/2023, the value of the subscription liability is \$259,741.29. Kansas State University, KS is required to make annual fixed payments of \$122,900.00. The subscription has an interest rate of 2.1800%. The value of the right to use asset as of 06/30/2023 of \$391,241.29 with accumulated amortization of \$130,413.76 is included with Software on the Subscription Class activities table found below. Kansas State University, KS has 2 extension option(s), each for 12 months.

Kansas State University

Notes to Financial Statements

For the Year Ended June 30, 2023

On 08/12/2022, Kansas State University, KS entered into a 36-month subscription for the use of Mental Health Platform. An initial subscription liability was recorded in the amount of \$445,635.72. As of 06/30/2023, the value of the subscription liability is \$293,875.72. Kansas State University, KS is required to make annual fixed payments of \$151,760.00. The subscription has an interest rate of 2.1800%. The value of the right to use asset as of 06/30/2023 of \$445,635.72 with accumulated amortization of \$131,627.59 is included with Software on the Subscription Class activities table found below. Kansas State University, KS has 2 extension option(s), each for 12 months.

On 07/01/2022, Kansas State University, KS entered into a 25-month subscription for the use of Application Integration Software. An initial subscription liability was recorded in the amount of \$130,058.42. As of 06/30/2023, the value of the subscription liability is \$64,487.36. Kansas State University, KS is required to make annual fixed payments of \$65,790.00. The subscription has an interest rate of 2.0200%. The value of the right to use asset as of 06/30/2023 of \$130,058.42 with accumulated amortization of \$62,428.04 is included with Software on the Subscription Class activities table found below.

On 07/01/2022, Kansas State University, KS entered into a 24-month subscription for the use of TargetX Software. An initial subscription liability was recorded in the amount of \$188,386.32. As of 06/30/2023, the value of the subscription liability is \$93,251.32. Kansas State University, KS is required to make annual fixed payments of \$95,135.00. The subscription has an interest rate of 2.0200%. The value of the right to use asset as of 06/30/2023 of \$188,386.32 with accumulated amortization of \$94,193.16 is included with Software on the Subscription Class activities table found below.

On 07/01/2022, Kansas State University, KS entered into a 24-month subscription for the use of Enterprise-Wide Customer Relationship Management System. An initial subscription liability was recorded in the amount of \$194,633.85. As of 06/30/2023, the value of the subscription liability is \$96,343.85. Kansas State University, KS is required to make annual fixed payments of \$98,290.00. The subscription has an interest rate of 2.0200%. The value of the right to use asset as of 06/30/2023 of \$194,633.85 with accumulated amortization of \$97,316.93 is included with Software on the Subscription Class activities table found below.

On 07/01/2022, Kansas State University, KS entered into a 51-month subscription for the use of Workflow Platform. An initial subscription liability was recorded in the amount of \$351,488.80. As of 06/30/2023, the value of the subscription liability is \$266,365.24. Kansas State University, KS is required to make annual fixed payments of \$87,550.00. The subscription has an interest rate of 2.2800%. The value of the right to use asset as of 06/30/2023 of \$351,488.80 with accumulated amortization of \$81,688.81 is included with Software on the Subscription Class activities table found below.

On 07/01/2022, Kansas State University, KS entered into a 54-month subscription for the use of IT Service Management Software. An initial subscription liability was recorded in the amount of \$561,824.67. As of 06/30/2023, the value of the subscription liability is \$426,637.30. Kansas State University, KS is required to make annual fixed payments of \$141,845.00. The subscription has an interest rate of 2.3700%. The value of the right to use asset as of 06/30/2023 of \$561,824.67 with accumulated amortization of \$124,849.93 is included with Software on the Subscription Class activities table found below.

On 07/01/2022, Kansas State University, KS entered into a 50-month subscription for the use of Student Organization Management Software. An initial subscription liability was recorded in the amount of \$135,807.95. As of 06/30/2023, the value of the subscription liability is \$101,082.02. Kansas State University, KS is required to make annual fixed payments of \$35,242.00. The subscription has an interest rate of 2.2800%. The value of the right to use asset as of 06/30/2023 of \$145,178.95 with accumulated amortization of \$34,842.95 is included with Software on the Subscription Class activities table found below.

On 07/01/2022, Kansas State University, KS entered into a 23-month subscription for the use of Guardicore Data Center Workload Security Software. An initial subscription liability was recorded in the amount of \$95,033.48. As of 06/30/2023, the value of the subscription liability is \$0.00. Kansas State University, KS is required to make annual fixed payments of \$96,862.50. The subscription has an interest rate of 2.0200%. The value of the right to use asset as of 06/30/2023 of \$128,262.05 with accumulated amortization of \$65,681.84 is included with Software on the Subscription Class activities table found below.

Kansas State University

Notes to Financial Statements

For the Year Ended June 30, 2023

On 07/01/2022, Kansas State University, KS entered into a 19-month subscription for the use of Windows & Office Software. An initial subscription liability was recorded in the amount of \$576,687.88. As of 06/30/2023, the value of the subscription liability is \$0.00. Kansas State University, KS is required to make annual fixed payments of \$583,483.19. The subscription has an interest rate of 2.0200%. The value of the right to use asset as of 06/30/2023 of \$576,687.88 with accumulated amortization of \$364,223.93 is included with Software on the Subscription Class activities table found below.

On 07/01/2022, Kansas State University, KS entered into a 42-month subscription for the use of HCS management solution Software. An initial subscription liability was recorded in the amount of \$167,721.48. As of 06/30/2023, the value of the subscription liability is \$128,153.49. Kansas State University, KS is required to make annual fixed payments of \$40,524.00. The subscription has an interest rate of 2.2800%. The value of the right to use asset as of 06/30/2023 of \$170,221.48 with accumulated amortization of \$48,634.71 is included with Software on the Subscription Class activities table found below.

On 07/01/2022, Kansas State University, KS entered into a 42-month subscription for the use of Medical Practice Software. An initial subscription liability was recorded in the amount of \$367,793.32. As of 06/30/2023, the value of the subscription liability is \$245,185.16. Kansas State University, KS is required to make annual fixed payments of \$126,801.00. The subscription has an interest rate of 2.2800%. The value of the right to use asset as of 06/30/2023 of \$386,293.32 with accumulated amortization of \$110,369.52 is included with Software on the Subscription Class activities table found below.

Software as a Service	\$	-	\$ 11,085,136	\$	-	\$ 11,085,136
Total SBITA Right-to-Use Assets	\$	-	\$ 11,085,136	\$	-	\$ 11,085,136
Less: Amortization						
Software as a Service	\$	-	\$ 3,568,146	\$	-	\$ 3,568,146
Total Amortization	\$	-	\$ 3,568,146	\$	-	\$ 3,568,146
SBITA Right-to-Use Assets, net	\$	-	\$ 7,516,990	\$	-	\$ 7,516,990

<u>Year Ending June 30:</u>	<u>Principal</u>	<u>Interest</u>	<u>Total</u>
2024	\$ 2,842,994	\$ 161,917	\$ 3,004,911
2025	2,585,891	98,642	2,684,533
2026	1,690,834	43,188	1,734,022
2027	244,225	5,788	250,013

Kansas State University

Notes to Financial Statements
For the Year Ended June 30, 2023

Note 9 – Capital Assets

Capital asset activity for the year ended June 30, 2023 is summarized as follows:

Land and Improvements	\$ 13,554,280	\$ -	\$ 28,843	\$ 13,525,437
Art Collections	3,191,855	6,443	-	3,198,298
Construction in Progress	32,545,410	22,385,071	27,678,463	27,252,018
Buildings & Improvements	1,576,192,400	94,076,259	594,657	1,669,674,002
Land Improvements	40,043,648	272,208	7,350	40,308,506
Infrastructure	90,476,010	213,788	-	90,689,798
Equipment and Furnishings	223,209,178	7,798,651	11,009,192	219,998,637
Vehicles	32,016,287	4,427,685	653,624	35,790,348
Intangibles	11,920,811	166,229	1,129,317	10,957,723
IT Info Processing Equipment	6,144,274	-	72,095	6,072,179
Total Capital Assets	\$ 2,029,294,153	\$ 129,346,334	\$ 41,173,541	\$ 2,117,466,946
Less: Accumulated Depreciation				
Building & Improvements	\$ 587,638,684	\$ 41,442,761	\$ 377,124	\$ 628,704,321
Land Improvements	21,955,351	1,203,193	7,350	23,151,194
Infrastructure	31,101,183	3,461,230	-	34,562,413
Equipment and Furnishings	172,961,480	10,847,992	9,002,027	174,807,445
Vehicles	21,948,835	2,898,970	638,066	24,209,739
Intangibles	9,930,062	908,912	951,623	9,887,351
IT Info Processing Equipment	6,085,405	54,222	72,095	6,067,532
Total Depreciation	\$ 851,621,000	\$ 60,817,280	\$ 11,048,285	\$ 901,389,995
Capital Assets, net	\$ 1,177,673,153	\$ 68,529,054	\$ 30,125,256	\$ 1,216,076,951
K-State Olathe Innovation Campus, Inc.				25,184,147
K-State Athletics, Inc.				20,744,077
K-State Union Corporation				2,978,865
K-State Veterinary Clinical Outreach, Inc				2,293,942
Kansas State University Research Foundation				7,782
				<u>7,782</u>
				<u>\$ 1,267,285,764</u>

Kansas State University

Notes to Financial Statements For the Year Ended June 30, 2023

Capital asset activity for the year ended June 30, 2022 is summarized as follows:

	<u>Beginning</u> <u>Balance</u>	<u>Additions</u>	<u>Retirements</u>	<u>Ending</u> <u>Balance</u>
Land and Improvements	\$ 13,563,805	\$ -	\$ 9,525	\$ 13,554,280
Art Collections	3,131,155	60,700	-	3,191,855
Construction in Progress	80,889,633	16,463,989	64,808,212	32,545,410
Buildings & Improvements	1,475,946,997	100,259,524	14,121	1,576,192,400
Land Improvements	39,685,718	357,930	-	40,043,648
Infrastructure	89,869,341	606,669	-	90,476,010
Equipment and Furnishings	215,620,795	15,800,974	8,212,591	223,209,178
Vehicles	25,295,107	8,097,739	1,376,559	32,016,287
Intangibles	11,756,763	308,293	144,245	11,920,811
IT Info Processing Equipment	6,268,497	-	124,223	6,144,274
Total Capital Assets	\$ 1,962,027,811	\$ 141,955,818	\$ 74,689,476	\$ 2,029,294,153
 Less: Accumulated Depreciation				
Building & Improvements	\$ 547,617,908	\$ 40,033,131	\$ 12,355	\$ 587,638,684
Land Improvements	20,734,199	1,221,152	-	21,955,351
Infrastructure	27,640,789	3,460,394	-	31,101,183
Equipment and Furnishings	169,324,356	11,341,174	7,704,050	172,961,480
Vehicles	21,335,295	1,953,154	1,339,614	21,948,835
Intangibles	9,054,589	1,014,542	139,069	9,930,062
IT Info Processing Equipment	6,024,683	184,945	124,223	6,085,405
Total Depreciation	\$ 801,731,819	\$ 59,208,492	\$ 9,319,311	\$ 851,621,000
Capital Assets, net	\$ 1,160,295,992	\$ 82,747,326	\$ 65,370,165	\$ 1,177,673,153
K-State Olathe Innovation Campus, Inc.				25,784,228
K-State Athletics, Inc.				29,277,940
K-State Union Corporation				3,193,890
K-State Veterinary Clinical Outreach, Inc				3,194
Kansas State University Research Foundation				18,197
				<u>\$ 1,235,950,602</u>

K-State has elected not to capitalize its library book collections. These collections adhere to K-State's policy to (a) maintain them for public exhibition, education, or research; (b) protect, keep encumbered, care for, and preserve them; and (c) require proceeds from their sale to be used to acquire other collection items. Generally accepted accounting principles permit collections maintained in this manner to be charged to operations at the time of purchase rather than be capitalized.

Kansas State University
Notes to Financial Statements
For the Year Ended June 30, 2023

Note 10 – Unearned Revenue

Unearned revenues consist primarily of summer session tuition and fees, advance collections on grants and contracts, and athletic ticket sales. The breakdown of unearned revenues is as follows:

	<u>June 30, 2023</u>	<u>June 30, 2022</u>
Tuition and fees	\$ 7,851,058	\$ 7,709,547
Grants and contracts	25,877,333	23,101,208
Athletic tickets and other	<u>23,079,341</u>	<u>14,231,641</u>
	<u>\$ 56,807,732</u>	<u>\$ 45,042,396</u>

Note 11 – Changes in Non-Current Liabilities

Liability activity for the year ended June 30, 2023 consists of the following:

	Beginning Balance	Additions	Reductions	Ending Balance	Current Portion	Non-Current Portion
Accrued compensated absences	\$ 23,387,814	\$ 23,088,578	\$ 23,387,814	\$ 23,088,578	\$ 18,666,210	\$ 4,422,368
Accrued other postemployment benefits	2,832,879	-	509,430	2,323,449	-	2,323,449
Capital leases payable	555,454	3,769,460	3,439,851	885,063	289,087	595,976
Other loans payable	31,855,503	20,864,783	8,567,962	44,152,324	31,403,640	12,748,684
Revenue bonds payable	407,577,932	45,746,262	20,995,359	432,328,835	20,725,635	411,603,200
Other liabilities	48,259,051	6,616,308	-	54,875,359	-	54,875,359
Net pension liability	10,087,348	8,478,014	4,431,650	14,133,712	4,080,586	10,053,126
Total Liabilities	<u>\$ 524,555,981</u>	<u>\$ 108,563,405</u>	<u>\$ 61,332,066</u>	<u>\$ 571,787,320</u>	<u>\$ 75,165,158</u>	<u>\$ 496,622,162</u>

Liability activity for the year ended June 30, 2022 consists of the following:

	Beginning Balance	Additions	Reductions	Ending Balance	Current Portion	Non-Current Portion
Accrued compensated absences	\$ 25,784,798	\$ 23,387,814	\$ 25,784,798	\$ 23,387,814	\$ 19,063,725	\$ 4,324,089
Accrued other postemployment benefits	3,123,310	-	290,431	2,832,879	-	2,832,879
Capital leases payable	4,511,013	555,454	4,511,013	555,454	268,503	286,951
Other loans payable	8,383,443	24,307,204	835,144	31,855,503	24,733,863	7,121,640
Revenue bonds payable	441,544,348	95,627,945	129,594,361	407,577,932	21,013,481	386,564,451
Other liabilities	11,972,862	8,381,376	10,266,890	10,087,348	1,819,072	8,268,276
Net pension liability	70,383,684	-	22,124,633	48,259,051	-	48,259,051
Total Liabilities	<u>\$ 565,703,458</u>	<u>\$ 152,259,793</u>	<u>\$ 193,407,270</u>	<u>\$ 524,555,981</u>	<u>\$ 66,898,644</u>	<u>\$ 457,657,337</u>

Kansas State University

Notes to Financial Statements
For the Year Ended June 30, 2023

Note 12 – Revenue Bonds Outstanding

Revenue bonds payable consisted of the following at June 30, 2023:

	Principal Outstanding <u>6/30/23</u>	Principal Outstanding <u>6/30/22</u>
<p>Kansas Development Finance Authority Revenue Bonds – Series 2023C (The K-State Athletics, Inc. of Kansas State University Project) issued on March 14, 2023 in the original amount of \$45,640,000. Due in annual installments with the final maturity on 7/01/2043. Interest ranging from 4% to 4.25% payable semi-annually, collateralized by a pledge of operating and non-operating unrestricted gross revenues, gains, and net assets released from restrictions.</p>	\$45,640,000	\$0
<p>Kansas Development Finance Authority Revenue Bonds – Series 2022D (Kansas State University 2014D-2 Housing Residential/Dining Refunding Project) issued on February 1, 2022 in the original amount of \$55,450,000. Due in annual installments with the final maturity on 4/1/2044. Interest ranging from 3% to 5% payable semi-annually, collateralized by a pledge of K-State’s unrestricted revenues.</p>	\$53,935,000	\$55,450,000
<p>Kansas Development Finance Authority Revenue Bonds – Series 2022D (Kansas State University 2014D-2 2005A Refunding Project) issued on February 1, 2022 in the original amount of \$20,285,000. Due in annual installments with the final maturity on 4/1/2034. Interest ranging from 4% to 5% payable semi-annually, collateralized by a pledge of K-State’s unrestricted revenues.</p>	\$19,015,000	\$20,285,000
<p>Kansas Development Finance Authority Revenue Bonds – Series 2022D (Kansas State University 2014D-2 2007A Refunding Project) issued on February 1, 2022 in the original amount of \$8,730,000. Due in annual installments with the final maturity on 4/1/2032. Interest of 5% payable semi-annually, collateralized by a pledge of K-State’s unrestricted revenues.</p>	\$8,035,000	\$8,730,000
<p>Kansas Development Finance Authority Revenue Bonds – Series 2021A (Kansas State University 2010G-2 (BAB) Student Recreation Complex Expansion Refunding Project) issued on January 13, 2021 in the original amount of \$16,300,000. Due in annual installments with the final maturity on 5/01/2040. Interest ranging from 2% to 5% payable semi-annually, collateralized by a pledge of K-State’s unrestricted revenues.</p>	\$15,070,000	\$15,700,000
<p>Kansas Development Finance Authority Revenue Bonds – Series 2021A (Kansas State University 2010U-1 Qualified Energy Conservation Refunding Project) issued on January 13, 2021 in the original amount of \$5,445,000. Due in annual installments with the final maturity on 5/01/2028. Interest 5% payable semi-annually, collateralized by a pledge of K-State’s unrestricted revenues.</p>	\$4,490,000	\$5,445,000
<p>Kansas Development Finance Authority Revenue Bonds – Series 2021A (Kansas State University 2010U-2 Energy Conservation Refunding Project) issued on January 13, 2021 in the original amount of \$1,830,000. Due in annual installments with the final maturity on 5/01/2029. Interest 5% payable semi-annually, collateralized by a pledge of K-State’s unrestricted revenues.</p>	\$1,830,000	\$1,830,000

Kansas State University

Notes to Financial Statements
For the Year Ended June 30, 2023

	Principal Outstanding <u>6/30/23</u>	Principal Outstanding <u>6/30/22</u>
<p>Kansas Development Finance Authority Revenue Bonds – Series 2021A (Kansas State University 2012F Energy Conservation Refunding Project) issued on January 13, 2021 in the original amount of \$10,310,000. Due in annual installments with the final maturity on 5/01/2033. Interest ranging from 2% to 5% payable semi-annually, collateralized by a pledge of K-State’s unrestricted revenues.</p>	\$8,960,000	\$9,650,000
<p>Kansas Development Finance Authority Revenue Bonds – Series 2021A (Kansas State University 2012H (2003C Portion) Scientific R&D Facilities Refunding Project) issued on January 13, 2021 in the original amount of \$19,900,000. Due in annual installments with the final maturity on 5/01/2033. Interest ranging from 2% to 5% payable semi-annually, collateralized a by pledge of K-State’s unrestricted revenues.</p>	\$18,650,000	\$19,900,000
<p>Kansas Development Finance Authority Revenue Bonds – Series 2021A (Kansas State University 2012H (2003J-1 Portion) Scientific R&D Facilities Energy Conservation Refunding Project) issued on January 13, 2021 in the original amount of \$3,325,000. Due in annual installments with the final maturity on 5/01/2024. Interest 5% payable semi-annually, collateralized by a pledge of K-State’s unrestricted revenues.</p>	\$335,000	\$1,875,000
<p>Kansas Development Finance Authority Revenue Bonds – Series 2021C (The K-State Athletics, Inc. of Kansas State University 2012B-2 Refunding Project) issued on March 24, 2021 in the original amount of \$11,350,000. Due in annual installments with the final maturity on 7/01/2040. Interest ranging from 2.4% to 2.8% payable semi-annually, collateralized by a pledge of operating and non-operating unrestricted gross revenues, gains, and net assets released from restrictions.</p>	\$11,350,000	\$11,350,000
<p>Kansas Development Finance Authority Revenue Bonds – Series 2021C (The K-State Athletics, Inc. of Kansas State University 2016D Refunding Project) issued on March 24, 2021 in the original amount of \$6,830,000. Due in annual installments with the final maturity on 7/01/2040. Interest ranging from 2.4% to 2.8% payable semi-annually, collateralized by a pledge of operating and non-operating unrestricted gross revenues, gains, and net assets released from restrictions.</p>	\$6,830,000	\$6,830,000
<p>Kansas Development Finance Authority Revenue Bonds – Series 2019H (K-State Olathe Innovation Campus, Inc 2009L Olathe Refunding Project) issued on September 19, 2020 in the original amount of \$23,275,000. Due in annual installments with the final maturity on 9/01/2039. Interest ranging from 2% to 5% payable semi-annually, collateralized by a pledge of sales tax revenue.</p>	\$20,680,000	\$21,560,000
<p>Kansas Development Finance Authority Revenue Bonds – Series 2019C (Kansas State University 2011G Landfill Refunding Project) issued on July 9, 2020 in the original amount of \$2,930,000. Due in annual installments with the final maturity on 5/01/2041. Interest ranging from 3% to 5% payable semi-annually, collateralized by a pledge of K-State’s unrestricted revenues.</p>	\$2,550,000	\$2,645,000

Kansas State University

Notes to Financial Statements For the Year Ended June 30, 2023

	Principal Outstanding <u>6/30/23</u>	Principal Outstanding <u>6/30/22</u>
<p>Kansas Development Finance Authority Revenue Bonds – Series 2019C (Kansas State University 2011G Housing Refunding Project) issued on July 9, 2020 in the original amount of \$9,545,000. Due in annual installments with the final maturity on 5/01/2041. Interest ranging from 3% to 5% payable semi-annually, collateralized by a pledge of K-State’s unrestricted revenues.</p>	\$8,310,000	\$8,615,000
<p>Kansas Development Finance Authority Revenue Bonds – Series 2019C (Kansas State University 2009K1 Child Care Refunding Project) issued on July 9, 2020 in the original amount of \$9,545,000. Due in annual installments with the final maturity on 5/01/2041. Interest ranging from 3% to 5% payable semi-annually, collateralized by a pledge of K-State’s unrestricted revenues.</p>	\$4,155,000	\$4,155,000
<p>Kansas Development Finance Authority Revenue Bonds – Series 2019C (Kansas State University Derby Dining Center Project) issued on July 9, 2020 in the original amount of \$14,465,000. Due in annual installments with the final maturity on 5/01/2044. Interest ranging from 3% to 5% payable semi-annually, collateralized by a pledge of K-State’s unrestricted revenues.</p>	\$12,890,000	\$13,280,000
<p>Kansas Development Finance Authority Direct Placement Revenue Bonds – Series 2017E (Kansas State University Electrical Distribution System Project) issued on August 17, 2017 in the original amount of \$8,100,000. Due in annual installments with the final maturity on 5/01/2025. Interest of 1.97% payable semi-annually, collateralized by a pledge of K-State’s unrestricted revenues.</p>	\$2,275,000	\$3,380,000
<p>Kansas Development Finance Authority Direct Placement Revenue Bonds – Series 2017B (Kansas State University Energy Conservation Project – Salina Campus) issued on February 15, 2017 in the original amount of \$2,883,500. Due in annual installments with the final maturity on 1/15/2032. Interest of 2.52% payable semi-annually, collateralized by a pledge of K-State’s unrestricted revenues.</p>	\$1,968,000	\$2,160,500
<p>Kansas Development Finance Authority Revenue Bonds – Series 2016D (The K-State Athletics, Inc. of Kansas State University 2011A-1 Refunding Project) issued on April 5, 2016 in the original amount of \$15,615,000. Due in annual installments with final maturity on 7/1/31. Interest ranging from 2.4% to 5% payable semi-annually, collateralized by the pledge of revenues of the corporation.</p>	\$9,585,000	\$10,335,000
<p>Kansas Development Finance Authority Revenue Bonds – Series 2016D (The K-State Athletics, Inc. of Kansas State University 2012B-1 Refunding Project) issued on 4/5/12016 in the original amount of \$32,495,000. Due in annual installments with final maturity on 7/1/32. Interest ranging from 2.4% to 5% payable semi-annually, collateralized by the pledge of revenues of the corporation.</p>	\$26,095,000	\$26,300,000

Kansas State University

Notes to Financial Statements For the Year Ended June 30, 2023

	Principal Outstanding <u>6/30/23</u>	Principal Outstanding <u>6/30/22</u>
<p>Kansas Development Finance Authority Revenue Bonds – Series 2016A (Kansas State University Student Union Project) issued on January 7, 2016 in the original amount of \$24,275,000. Due in annual installments with final maturity on 3/1/36. Interest ranging from 2.0% to 4.0% payable semi-annually, collateralized by a pledge of the K-State’s unrestricted revenues.</p>	\$17,530,000	\$1,600,000
<p>Kansas Development Finance Authority Revenue Bonds – Series 2016A (Kansas State University Seaton Hall Project) issued on January 7, 2016 in the original amount of \$59,000,000. Due in annual installments with final maturity on 3/1/2040. Interest ranging from 2.0% to 4.0% payable semi-annually, collateralized by a pledge of the K-State’s unrestricted revenues.</p>	\$45,690,000	\$47,810,000
<p>Kansas Development Finance Authority Revenue Bonds – Series 2016A (Kansas State University 2007H Parking Refunding Project) issued on January 7, 2016 in the original amount of \$14,540,000. Due in annual installments with final maturity on 3/1/36. Interest ranging from 2.0% to 4.0% payable semi-annually, collateralized by a pledge of K-State’s unrestricted revenues.</p>	\$10,500,000	\$11,140,000
<p>Kansas Development Finance Authority Revenue Bonds – Series 2015B (Kansas State University Chill Plant Project) issued on April 30, 2015 in the original amount of \$53,650,000. Due in annual installments with final maturity on 5/1/35. Interest ranging from 3.0% to 5.0% payable semi-annually, collateralized by a pledge of K-State’s unrestricted revenues.</p>	\$37,490,000	\$39,870,000
<p>Kansas Development Finance Authority Revenue Bonds – Series 2015B (Kansas State University 2005A Housing Refunding Project) issued on April 30, 2015 in the original amount of \$800,000. Due in annual installments with final maturity on 5/1/34. Interest ranging from 3.0% to 5.0% payable semi-annually, collateralized by a pledge of K-State’s unrestricted revenues.</p>	\$530,000	\$570,000
<p>Kansas Development Finance Authority Revenue Bonds – Series 2015B (Kansas State University 2007A Housing Refunding Project) issued on April 30, 2015 in the original amount of \$7,415,000. Due in annual installments with final maturity on 5/1/37. Interest ranging from 3.0% to 5.0% payable semi-annually, collateralized by a pledge of K-State’s unrestricted revenues.</p>	\$6,665,000	\$6,680,000
<p>Kansas Development Finance Authority Revenue Bonds-Series 2012B-2 (K-State Athletics, Inc. of Kansas State University Project) issued on March 1, 2012 in the original amount of \$23,640,000. Due in annual installments with final maturity on 7/1/25. Interest ranging from 1.088% to 4.233% payable annually, collateralized by the pledge of revenues of the corporation.</p>	\$4,680,000	\$4,680,000

Kansas State University

Notes to Financial Statements

For the Year Ended June 30, 2023

	Principal Outstanding <u>6/30/23</u>	Principal Outstanding <u>6/30/22</u>
<p>Kansas Development Finance Authority Revenue Bonds-Series 2009K-2 (The Kansas Board of Regents – Kansas State University Child Care Facility Project) issued on July 29, 2009 in the original amount of \$1,530,000. Due in annual installments with final maturity on 6/30/23. Interest ranging from 2.625% to 5.625% payable semi-annually, collateralized by a pledge of user fees.</p>	\$0	\$170,000
<p>Kansas Development Finance Authority Revenue Bonds-Series 2008D (The Kansas Board of Regents – Kansas State University Student Life Center Project, Salina Campus) issued on June 15, 2008 in the original amount of \$1,600,000. Due in one installment from the Trust Estate 5/1/38. Interest at 5.10% payable semi-annually, collateralized by a pledge of student fees.</p>	\$1,600,000	\$1,600,000

Note 13 – Revenue Bonds Maturity Schedule

Future debt service requirements for all bonds outstanding at June 30, 2023 are as follows:

<u>Year Ending June 30:</u>	<u>Principal</u>	<u>Interest</u>	<u>Total</u>
2024	\$ 18,642,500	\$ 14,296,943	\$ 32,939,443
2025	21,827,500	13,903,687	35,731,187
2026	21,507,500	13,036,706	34,544,206
2027	22,427,500	12,127,209	34,554,709
2028	23,158,000	11,170,841	34,328,841
2029-2033	125,395,000	41,870,059	167,265,059
2034-2038	99,910,000	21,511,770	121,421,770
2039-2043	63,110,000	7,621,843	70,731,843
2044	<u>11,355,000</u>	<u>279,706</u>	<u>11,634,706</u>
Total	<u>\$ 407,333,000</u>	<u>\$ 135,818,764</u>	<u>\$ 543,151,764</u>

In prior years, K-State defeased certain revenue bonds payable by placing the proceeds of new bonds in an irrevocable trust to provide for all future debt service payments on the old bonds. Accordingly, the defeased bonds and the related trust balances are not reflected in the financial statements. Additionally, the above listing does not include unamortized premiums & discounts outstanding.

Kansas State University

Notes to Financial Statements

For the Year Ended June 30, 2023

Note 14 – Loan Obligations

<u>Loans Payable</u>	Balance Outstanding <u>6/30/23</u>
<p>In July 2005, K-State and National City Commercial Capital Corporation entered into a 19-year financing agreement for the purpose of funding steam pipe replacement in the amount of \$873,755. Quarterly principal and interest payments are due starting September 29, 2005 at an interest rate of 1.0475%.</p>	\$129,687
<p>In January 2016, K-State and KSU Real Estate Fund, LLC entered into a 10-year financing agreement for the purpose of purchasing the Knox land in the amount of \$825,000. Annual lease payments were due starting February 1, 2016.</p>	\$170,000
<p>In November 2017, K-State and the City of Manhattan, Kansas entered into a 15-year financing agreement for the purpose of purchasing the Kansas State University Institute of Commercialization building in the amount of \$4,543,277. Annual lease payments were due beginning November 17, 2016.</p>	\$2,948,367
<p>In March 2022, K-State and KSU Real Estate Fund, LLC entered into a 31-year financing agreement for the purpose of purchasing a residence hall on the Kansas State University Aerospace and Technology campus in the amount of \$9,480,000. Annual lease payments are due beginning May 1, 2024. The liability is limited to the amount of Construction in Progress until the building is constructed.</p>	\$7,668,683
<p>K-State is obligated for the purchase of certain equipment funded through issuance of blanket financing agreements.</p>	\$2,462,374

Loans Payable Maturity Schedule:

<u>Year Ending June 30:</u>	<u>Loan Payments</u>
2024	\$ 1,173,883
2025	1,154,247
2026	1,051,074
2027	1,051,804
2028	1,078,883
2029-2033	2,280,635
2034-2038	1,440,000
2039-2043	1,695,000
2044-2048	1,960,000
2049-2050	493,585
Total	\$ 13,379,111

Kansas State University

Notes to Financial Statements

For the Year Ended June 30, 2023

Other Loans Payable

In fiscal year 2010, \$2,538,649 of special assessment bonds were issued in Johnson County to pay for the infrastructure of the K-State Olathe Innovation Campus, Inc., with an additional amount issued in fiscal year 2011 of \$427,368. The City of Olathe reevaluated property boundaries used to allocate special assessment bonds, resulting in a decrease in the liability by \$338,105. During the year ended June 30, 2022, K-State Olathe Innovation Campus, Inc. donated 11.58 acres of land to the City of Olathe. As a result, future maturities were amended and the outstanding balance at June 30, 2023 is \$673,304.

K-State Athletics, Inc. has an available \$32,000,000 revolving line of credit with a banking institution with an interest rate equal to the monthly reset term of the secured overnight financing rate plus 1.61 % and a maturity at December 31, 2023, of which KSA has an outstanding balance of \$30,099,909 and \$23,619,400 at June 30, 2023 and 2022, respectively. Pledged as collateral are all uncollected pledges associated with the baseball and soccer capital campaign, and all pledges designated for the Vanier Family Football Complex.

Other Loans Payables summary:

K-State Olathe special assessment bonds	\$	673,304
Athletics Line of Credit		30,099,909
	\$	<u>30,773,213</u>

Note 15 – Retirement Plans

K-State participates in one cost-sharing multiple-employer defined benefit pension plan, one defined contribution pension plan, and one federal pension plan.

Defined Benefit Plan

University Support Staff employees participate in the Kansas Public Employees Retirement System (KPERS). Benefit provisions are established by state statute and provide retirement, disability, and death benefits to benefits eligible employees. See Note 16 for detailed information.

Defined Contribution Plan

Eligible faculty and professional staff employees are required to participate in the Kansas Board of Regents (Regents) defined contribution retirement plan, which was authorized by K.S.A. 74-4925. The Regents have selected the following companies to provide investment options to participants: 1) Teachers Insurance and Annuity Association/College Retirement Equities Fund (TIAA/CREF) and 2) Voya Financial. Benefits under these plans depend solely on the contributed amounts and the returns earned on the investment of those contributions. All contributions are fully vested with the first contribution.

For the fiscal year ended June 30, 2023, active members were required by statute to contribute 5.5% and the university to contribute 8.5% of the employees' covered payroll. The Kansas Legislature establishes and may amend active plan members' and the university's contribution rates. K-State contributed \$21,586,152 during fiscal year 2023 and \$21,384,747 during fiscal year 2022. Individual employees contributed \$13,882,008 during fiscal year 2023 and \$13,714,416 during fiscal year 2022.

Federal Retirement Plan

Some Cooperative Extension Service employees at K-State participate in federal benefit programs. Prior to December 31, 1986, federal appointees were required to participate in the Federal Civil Service Retirement System (CSRS), a defined benefit plan. CSRS employees are subject to the hospital insurance portion of FICA, the CSRS employee deduction of 7.0%, and the employer contribution of 7.0%.

Kansas State University

Notes to Financial Statements

For the Year Ended June 30, 2023

The Federal Employees Retirement System (FERS), also a defined benefit plan, was created beginning January 1, 1987. Employees hired after December 31, 1983 were automatically converted to FERS. Other federal employees not covered by FERS had a one-time option to transfer to FERS through December 31, 1987. Current FERS employees contribute 8% with an employer contribution rate of 1%. They also participate in a Thrift Savings Plan with an automatic employer contribution of 18.4%. Employees may also contribute to this plan at variable rates, in which case the employer contributes at a variable rate up to 5%. CSRS employees are also eligible for participation in the Thrift Savings Plan, but without employer contributions. Acceptance of new member participation was terminated effective July 1, 1986.

For the fiscal years ended June 30, 2023 and June 30, 2022, K-State contributed \$135,746 and \$294,009 respectively. Individual employees contributed \$59,294 and \$142,538 to these plans for fiscal years 2023 and 2022, respectively.

Voluntary Tax-Sheltered Annuity Program

Employees may also elect to participate, up to the maximum dollar amount permitted by the Internal Revenue Code, in a voluntary tax-sheltered annuity program. This voluntary plan permits employees to designate a part of their earnings into tax-sheltered investments and thus defer federal and state income taxes on their contributions and the accumulated earnings under the plan. Participation and the level of employee contributions are voluntary. The employer is not required to make contributions to the plan.

Note 16 – Pension Plan – Kansas Public Employees Retirement System

General Information about the Pension Plan

Plan description: University Support Staff participate in the Kansas Public Employees Retirement System (KPERS), a cost-sharing multiple-employer defined benefit pension plan as provided by K.S.A. 74-4901, et. seq. Kansas law establishes and amends benefit provisions. KPERS issues a publicly available financial report that includes financial statements and required supplementary information. KPERS' financial statements are included in its Annual Comprehensive Financial Report which can be found on the KPERS website at www.kpers.org or by writing to KPERS (611 South Kansas, Suite 100, Topeka, KS 66603) or by calling 1-888-275-5737.

Benefits provided: KPERS provides retirement benefits, life insurance, disability income benefits, and death benefits. Benefits are established by statute and may only be changed by the state's General Assembly. Member employees with ten or more years of credited service may retire as early as age 55, with an actuarially reduced monthly benefit. Normal retirement is at age 65, age 62 with ten years of credited service, or whenever an employee's combined age and years of credited service equal 85 "points."

Monthly retirement benefits are based on a statutory formula that includes final average salary and years of service. When ending employment, member employees may withdraw their contributions from their individual accounts, including interest. Member employees who withdraw their accumulated contributions lose all rights and privileges of membership. The accumulated contributions and interest are deposited into and disbursed from the membership accumulated reserve fund as established by K.S.A. 74-4922.

Member employees choose one of seven payment options for their monthly retirement benefits. At retirement a member employee may receive a lump-sum payment of up to 50% of the actuarial present value of the member employee's lifetime benefit. His or her monthly retirement benefit is then permanently reduced based on the amount of the lump-sum. Benefit increases, including ad hoc post-retirement benefit increases, must be passed into law by the Kansas Legislature. Benefit increases are under the authority of the Legislature and the Governor of the State of Kansas.

The 2012 Legislature made changes affecting new hires, current members and employers. A new KPERS 3 cash balance retirement plan for new hires starting January 1, 2015, was created. Normal retirement age for KPERS 3 is 65 with five years of service, or 60 with 30 years of service. Early retirement is available at age 55 with ten years of service, with a reduced benefit. Monthly benefit options are an annuity benefit based on the account balance at retirement.

For all pension coverage groups, the retirement benefits are disbursed from the retirement benefit payment reserve fund as established by K.S.A. 74-4922.

Kansas State University

Notes to Financial Statements

For the Year Ended June 30, 2023

Contributions: Member contribution rates are established by state law and are paid by the employee according to the provisions of section 414(h) of the Internal Revenue Code. State law provides that the employer contribution rates be determined based on the results of each annual actuarial valuation for each of the three statewide pension groups. The contributions and assets of all groups are deposited in the Kansas Public Employees Retirement Fund established by K.S.A. 74-4921. All of the retirement systems are funded on an actuarial reserve basis.

For fiscal years beginning in 1995, Kansas legislation established statutory limits on increases in contribution rates for KPERS employers, which includes the state and the school employers. Annual increases in the employer contribution rates related to subsequent benefit enhancements are not subject to these limitations. The statutory cap increase over the prior year contribution rate is 1.2% of total payroll for the fiscal year ended June 30, 2023.

The actuarially determined employer contribution rates (not including the 1.00% contribution rate for the Death and Disability Program) and the statutory contribution rates are as follows: State employees' actuarial employer rate: 9.97%; statutory employer capped rate: 13.33%; Police and firemen actuarial employer rate: 22.99%; statutory employer capped rate: 22.99%. Contributions to the pension plan from K-State were \$5,256,548 for the year ended June 30, 2023.

Member contribution rates as a percentage of eligible compensation in fiscal year 2023 are 6.00% for public employees and 7.15% for police and firemen.

Pension Liabilities, Pension Expense, and Deferred Outflows of Resources and Deferred Inflows of Resources Related to Pensions

At June 30, 2023, K-State reported a liability of \$54,875,359 for its proportionate share of the net pension liability. The net pension liability was measured as of June 30, 2022, and the total pension liability used to calculate the net pension liability was determined by an actuarial valuation as of December 31, 2021, which was rolled forward to June 30, 2022. K-State's proportion of the net pension liability was based on the ratio of the university's actual contributions to KPERS, relative to the total employer and non-employer contributions of the State/School subgroup within KPERS for the fiscal year ended June 30, 2022. The contributions used exclude contributions made for prior service, excess benefits and irregular payments. At June 30, 2022 the K-State proportion was 0.730159%, which was a decrease of 0.0915860% from its proportion measured as of June 30, 2021. At June 30, 2022, K-State Police and Fire Group proportion was 0.1873840%, which was a decrease of 0.0182110% from its proportion measured as of June 30, 2021.

For the year ended June 30, 2023, K-State recognized pension expense of -\$5,958,689. At June 30, 2023, deferred outflows of resources and deferred inflows of resources were reported related to pensions from the following sources:

	<u>Deferred Outflows</u> <u>of Resources</u>	<u>Deferred Inflows</u> <u>of Resources</u>
Difference between expected and actual experience	\$ 1,271,104	\$ 22,666
Net difference between projected and actual earnings on pension plan investments	4,579,356	-
Changes in proportionate share	118,022	10,762,584
Changes in assumptions	8,367,232	-
University contributions subsequent to measurement date	5,256,548	-
Total	\$ 19,592,262	\$ 10,785,250

\$19,592,262 reported as deferred outflows of resources related to pensions resulting from K-State's contributions subsequent to the measurement date will be recognized as a reduction of the net pension liability for the year ended June 30, 2023. Other amounts reported as deferred outflows of resources and deferred inflows of resources related to pensions will be recognized in pension expense as follows:

Kansas State University

Notes to Financial Statements

For the Year Ended June 30, 2023

Year ended June 30:

2023	\$	1,030,753
2024		3,248,880
2025		(414,554)
2026		10,096,157
2027		58,804
Thereafter		-
Total	\$	<u>14,020,040</u>

Actuarial assumptions: The total pension liability in the December 31, 2021 was rolled forward to June 30, 2022. The actuarial valuation was determined using the following actuarial assumptions, applied to all periods included in the measurement:

Inflation	2.75 percent
Salary increases, including wage increases	3.50 to 12.00 percent, including inflation
Long-term rate of return, net of investment expense and including price inflation	7.00 percent

Mortality rates were based on the RP-2014 Mortality Tables, with age setbacks and age set forwards as well as other adjustments based on different membership groups. Future mortality improvements are anticipated using Scale MP-2016.

The long-term expected rate of return on pension plan investments was determined using a building-block method in which best-estimate ranges of expected future real rates of return (expected returns, net of pension plan investment expense and inflation) are developed for each major asset class. These ranges are combined to produce the long-term expected rate of return by weighting the expected future real rates of return by the target asset allocation percentage and by adding expected inflation. Best estimates of arithmetic real rates of return for each major asset class as of the most recent experience study, dated January 7, 2020, as provided by KPERS' investment consultant, are summarized in the following table:

Asset Class	Target Allocation	Long-Term Expected Real Rate of Return
U.S. Equities	23.50%	5.20%
Non-U.S. Equities	23.50	6.40
Private Equity	8.00	9.50
Private Real Estate	11.00	4.45
Yield driven	8.00	4.70
Real return	11.00	3.25
Fixed income	11.00	1.55
Short-term investments	4.00	0.25
Total	<u>100%</u>	

Discount rate: The discount rate used to measure the total pension liability was 7.00%. The projection of cash flows used to determine the discount rate assumed that contributions from plan members will be made at the current contribution rate and that contributions from K-State will be made at contractually required rates, actuarially determined. Based on those assumptions, the pension plan's fiduciary net position was projected to be available to make all projected future benefit payments of current plan members. Therefore, the long-term expected rate of return on pension plan investments was applied to all periods of projected benefit payments to determine the total pension liability.

Kansas State University

Notes to Financial Statements

For the Year Ended June 30, 2023

Sensitivity of K-State's proportionate share of the net pension liability to changes in the discount rate: The following presents K-State's proportionate share of the net pension liability calculated using the discount rate of 7.00%, as well as what K-State's proportionate share of the net pension liability would be if it were calculated using a discount rate that is 1-percentage-point lower (6.00%) or 1-percentage-point higher (8.00%) than the current rate:

	1% Decrease (6.00%)	Current Discount Rate (7.00%)	1% Increase (8.00%)
Proportionate share of the net pension liability	\$ 77,463,546	\$ 54,875,370	\$ 36,001,859

Pension plan fiduciary net position: Detailed information about the pension plan's fiduciary net position is available in the separately issued KPERS financial report.

Note 17 – Death and Disability OPEB Plan – Kansas Public Employees Retirement System

Description

K-State participates in an agent multiple-employer defined benefit other post-employment benefit (OPEB) plan which is administered by KPERS. The plan provides long-term disability benefits and life insurance benefit for disabled members to KPERS members, as provided by K.S.A. 74-04927. The plan is administered through a trust held by KPERS that is funded to pay annual benefit payments. Because the trust's assets are used to pay employee benefits other than OPEB, no assets are accumulated in a trust that meets the criteria in paragraph 4 of GASB Statement 75. There is no stand-alone financial report for the plan.

Benefits provided

Benefits are established by statute and may be amended by the KPERS Board of Trustees. The plan provides long-term disability benefits equal to 60% (prior to January 1, 2006, 66 2/3%) of annual compensation, offset by other benefits. Members receiving long-term disability benefits also receive credit towards their KPERS retirement benefits and have their group life insurance coverage continued under the waiver premium provision.

Long-term disability benefit

Monthly benefit is 60% of the member's monthly compensation, with a minimum of \$100 and maximum of \$5,000. The monthly benefit is subject to reduction by deductible sources of income, which include Social Security primary disability or retirement benefits, worker's compensation benefits, other disability benefits from any other source by reason of employment, and earnings from any form of employment. If the disability begins before age 60, benefits are payable while disability continues until the member's 65th birthday or retirement date, whichever occurs first. If the disability occurs after age 60, benefits are payable while disability continues, for a period of 5 years or until the member retires, whichever occurs first. Benefit payments for disabilities caused or contributed to by substance abuse or non-biologically based mental illnesses are limited to the term of the disability or 24 months per lifetime, whichever is less. There are no automatic cost-of-living increase provisions. KPERS has the authority to implement an ad hoc cost-of living increase.

Group life waiver of premium benefit

Upon the death of an employee who is receiving monthly disability benefits, the plan will pay a lump-sum benefit to eligible beneficiaries. The benefit amount will be 150% of the greater of the member's previous 12 months of compensation at the time of the last date on payroll. If the member has been disabled for 5 or more years, the annual compensation or salary rate at the time of death will be indexed using the consumer price before the life insurance benefit is computed. The indexing is based on the consumer price index, less one percentage point, to compute the death benefit. If a member is diagnosed as terminally ill with a life expectancy of 12 months or less, the member may be eligible to receive up to 100% of the death benefit rather than having the benefit paid to the beneficiary. If a member retires or disability benefits end, the member may convert the group life insurance coverage to an individual life insurance plan.

Kansas State University

Notes to Financial Statements

For the Year Ended June 30, 2023

Members covered by benefit terms. At June 30, 2023, the following members were covered by the benefit terms:

Active Members	937
Disabled Members	45
Total	982

Total OPEB Liability

The total OPEB liability of \$2,323,449 was measured as of June 30, 2022 and was determined by an actuarial valuation as of December 31, 2021, which was rolled forward to June 30, 2022.

Actuarial assumptions and other inputs. The total OPEB liability in the December 31, 2021 actuarial valuation was determined using the following actuarial assumptions and other inputs, applied to all period included in the measurement, unless otherwise noted:

Price inflation	2.75%
Payroll growth	3.00%
Salary increases, including inflation	3.50 to 10%, including price inflation
Discount rate	3.54%
Healthcare cost trend rates	Not applicable for the coverage in this plan
Retiree share of benefit cost	Not applicable for the coverage in this plan

The discount rate was based on the Bond Buyer General Obligation 20-Bond Municipal Index.

Mortality rates were based on the RP-2014 Mortality tables, as appropriate, with adjustment for mortality improvements based on Scale MP-2021.

The actuarial assumptions used in the June 30, 2021 valuation were based on actuarial experience study 2016-2018. Other demographic assumptions are set to be consistent with the actuarial assumptions reflected in the December 31, 2021 KPERS pension valuation.

Changes in the Total OPEB Liability

Balance at fiscal year-end 6/30/21	\$ 2,832,879
<u>Changes for the year:</u>	
Service Cost	\$ 188,542
Interest	60,207
Effect of liability gains or losses	(46,204)
Effect of assumption changes or inputs	(241,280)
Benefit payments	(470,695)
Net changes	(509,430)
Balance at fiscal year-end 6/30/22	\$ 2,323,449

Kansas State University

Notes to Financial Statements
For the Year Ended June 30, 2023

Changes of assumptions

Changes of assumptions and other inputs reflect the effects of changes in the discount rate each period. The discount rate increased from 2.16% on June 30, 2021 to 3.54% on June 30, 2022.

Sensitivity of the total OPEB liability to changes in the discount rate

The following presents the total OPEB liability of K-State, as well as what the university's total OPEB liability would be if it were calculated using a discount rate that is 1-percentage-point lower (2.54%) or 1-percentage-point higher (4.54%) than the current discount rate:

1% Decrease	Current Discount Rate	1% Increase
2.54%	3.54%	4.54%
\$ 2,405,148	\$ 2,323,449	\$ 2,244,671

Sensitivity of the total OPEB liability to changes in the healthcare cost trend rates

The healthcare trend rates do not affect the liabilities related to the long-term disability benefits sponsored by KPERS. Therefore, there is no sensitivity to a change in healthcare trend rates.

OPEB Expense and Deferred Outflows of Resources and Deferred Inflows of Resources Related to OPEB

For the year ended June 30, 2023, K-State recognized OPEB expense of \$181,896. At June 30, 2023, K-State reported deferred outflows of resources and deferred inflows of resources related to OPEB from the following sources:

	Deferred Outflows of Resources	Deferred Inflows of Resources
Difference between expected and actual experience	\$ 72,814	\$ 398,237
Changes in assumptions	119,901	278,808
Benefit payments subsequent to the measurement date	470,695	-
Total	\$ 663,410	\$ 677,045

The deferred outflow of resources related to the benefit payments subsequent to the measurement date totaling \$663,410 consist of payments made to KPERS for benefits and administrative costs and will be recognized as a reduction in the total OPEB liability during the year ended June 30, 2023. Other amounts reported as deferred outflows of sources and deferred inflows of resources related to OPEB will be recognized in OPEB expense as follows:

Deferred Outflows (Inflows) of Resources Year ended June 30:

2023	\$ (66,853)
2024	\$ (66,853)
2025	\$ (66,853)
2026	\$ (63,118)
2027	\$ (50,548)
Thereafter	(170,105)
	\$ (484,330)

Kansas State University

Notes to Financial Statements

For the Year Ended June 30, 2023

Note 18 – Asset Retirement Obligations

K-State measures its asset retirement obligations (AROs) based on the best estimate of the current value of costs associated with future retirement activities that are legally required when retiring certain assets. The university measures its estimate based on recent historical costs for similar retirement activities, cost estimates provided by vendors, and other inputs based on review of similar transactions internally and at other institutions. The following summary provides a general description of the major AROs reported at 6/30/2023 as well as a reference to the legal requirements that generated the ARO and the remaining useful life of the associated tangible capital asset:

<u>Description</u>	<u>Asset</u>	<u>Regulation</u>	<u>Remaining useful life</u>	<u>ARO measured at 6/30/2023</u>
Decommission costs, including disposal of radioactive materials, labor, energy & other costs	TRIGA Mark II nuclear reactor teaching facility	10 CFR 50.75, "Reporting & Recordkeeping for Decommissioning Planning"	46 yrs.	\$ 1,919,607
				\$ 1,919,607
Total Asset retirement obligations at June 30, 2023				

Deferred outflows of resources relate to the ARO totaled \$1,746,254 as of June 30, 2023. The expected future expense recognition associated with deferred outflows of resources related to the ARO over the next 5 years and thereafter is as follows:

Deferred Outflows (Inflows) of Resources		
Year Ended June 30:		
2024	\$	37,962
2025	\$	37,962
2026	\$	37,962
2027	\$	37,962
2028	\$	37,962
Thereafter		1,556,444
	\$	1,746,254

Legally required funding and assurance provisions have been met with a statement of intent submitted to the U.S. Nuclear Regulatory Commission (NRC), in compliance with 10 CFR 50.75(e)(1)(iv). The statement assures the NRC that funds for decommissioning will be obtained, when necessary, through a request for a legislative appropriation of funds or other means, to provide funds sufficiently in advance of decommissioning to prevent delay of required activities.

Kansas State University
Notes to Financial Statements
For the Year Ended June 30, 2023

Note 19 – Pollution Remediation

The following disclosures are made in accordance with GASB Statement 49, *Accounting and Financial Reporting for Pollution Remediation Obligations*:

A chemical waste landfill was created with approval of the U.S. Atomic Energy Commission and utilized from the mid-1960s to 1987 as a burying ground for tritium, carbon-14 and other short-lived radioactive elements. The university also disposed of some chemicals at the site from 1979 to 1983. The Kansas Board of Regents approved the plan to clean up the site, which commenced in fiscal year 2011 and was completed as of July 2012. Monitoring groundwater, sampling and reporting will continue as mandated by the EPA.

Seven monitoring wells have been installed and a quarterly sampling schedule is in effect related to the removal of diesel and gasoline underground storage tanks at the Ashland Bottoms Agronomy farm in Riley County. The remediation costs are paid from the State of Kansas Storage Tank Trust fund, less a \$4,000 deductible which has been paid by the university.

A spill of 1,500 gallons of urea ammonium nitrate occurred at the Ashland Bottoms Agronomy farm on October 20, 2017. The on-going cleanup is being conducted and paid for by K-State. Expenses to date total \$61,685. Future expenses are estimated at \$4,000.

Note 20 – Commitments and Contingencies

At June 30, 2023, K-State had outstanding commitments on various construction projects and contracts totaling approximately \$2.6 million.

K-State is a defendant in several lawsuits. However, university officials are of the opinion, based on advice of in-house legal counsel, that the ultimate outcome of all litigation will not have a material effect on the future operations or financial position of the university.

As of July 1, 2023, university property was insured with a \$1,000,000 deductible and a maximum policy limit of \$1,000,000,000 for the total of property damage and time element combined at scheduled locations. Coverage extends to buildings, machinery, equipment, and other contents (contents of buildings are covered at 10% of the value of the building) as well as business interruption. Property insurance is currently arranged through FM Global. K-State, as an agency of the State of Kansas, is covered by the Kansas Tort Claims Act, which generally limits the university's liability for general liability and personal injury claims to \$500,000 for any number of claims arising out of a single occurrence or event. K-State does not carry separate comprehensive general liability or personal injury insurance for the university as a whole. K-State is also covered by the Regents' insurance policy for automobile liability. Other insurance the university carries includes professional liability coverage for doctors at the university's student health center; coverage for employee crime and theft for the Division of Financial Services; Aviation Insurance to cover the liability and operations of K-State Salina; coverage for some mobile equipment through an Inland Marine policy, and cybersecurity coverage has been procured in cooperation with the Kansas Board of Regents for K-State and its controlled corporations and affiliates. Additionally, the university purchases international liability insurance and International Travel Accident insurance, and assistance services.

The outbreak of 2020 coronavirus (COVID-19), which was recognized as a global pandemic by the World Health Organization, has prompted governmental entities, businesses, organizations, and Universities to implement preventative and protective measures, including how business activities are conducted. The pandemic has resulted in a widespread economic downturn and created significant uncertainty, volatility and disruption in financial and business activities. The extent of the pandemic's impact on the University's operations and financial condition will depend on future developments, which are uncertain, including, but not limited to, the duration and severity of the pandemic, the effects of the pandemic on the economy, the remedial actions and stimulus measures adopted by the federal government, and to what extent normal economic and business activities can resume. The university has received funding from multiple state and federal sources to assist with the pandemic response.

Kansas State University

Notes to Financial Statements

For the Year Ended June 30, 2023

In the normal course of operations, K-State receives grants, contracts, and other forms of reimbursement from various federal and state agencies. These activities are subject to audit and disallowance by agents of the funding authority, the purpose of which is to ensure compliance with conditions precedent to providing such funds. K-State officials believe that the liability, if any, for any reimbursement that may arise as the result of audits, would not have a material effect on K-State's financial position.

Note 21 – Component Unit Disclosures

Discretely Presented Component Unit

Kansas State University Foundation (the Foundation) – The purpose of the Foundation is to encourage, receive and hold in trust any real or personal property given for the use of K-State, its faculty and students; and to invest, disburse, manage and control all such gifts in accordance with donor intent and to provide those services to K-State which are not or cannot be provided through state appropriations or student fees. Due to the differences between K-State and the Foundation's reporting models, the Foundation's financial statements are separately presented immediately following K-State's statements, with no modifications.

The Foundation's endowment consists of approximately 4,000 individual funds established for a variety of purposes. The endowment includes both donor-restricted endowment funds and funds designated by the governing body to function as endowments (board-designated endowment funds). In accordance with generally accepted accounting principles, net assets associated with endowment funds, including board-designated endowment funds, are classified and reported based on the existence or absence of donor-imposed restrictions.

The following is the composition of net assets by type of endowment fund, excluding associated liabilities under split-interest agreements as of June 30, 2023:

	<u>Without Donor Restrictions</u>	<u>With Donor Restrictions</u>	<u>Total</u>
Donor restricted endowments	-	\$ 610,007,507	\$ 610,007,507
Accumulated investments gains	-	160,127,379	160,127,379
Board designated endowments	22,356,416	-	22,356,416
Board policy designated to address underwater endowments	39,173,082	-	39,173,082
Term endowments	-	102,744,906	102,744,906
Net Assets	<u>\$ 61,529,498</u>	<u>\$ 872,879,792</u>	<u>\$ 934,409,290</u>

Kansas State University

Notes to Financial Statements For the Year Ended June 30, 2023

The Foundation's investments include debt and equity securities for liquidity, donated assets and real estate, as well as a managed portfolio of long-term investments. The Foundation's investments at June 30, 2023 were as follows:

	June 30, 2022	2023 Fair Value Measurements		
		Level 1	Level 2	Level 3
Investments by fair value level				
Equity securities	\$ 258,223,402	\$ 258,223,402	\$ -	\$ -
Mutual funds	61,612,688	61,612,688	-	-
U.S. Government and agency obligations	35,934,017	-	35,934,017	-
Corporate bonds	57,329	-	57,329	-
Futures contracts	-	-	-	-
Closely held common stock	128,211,787	-	-	128,211,787
Real estate held for investment	135,074,304	-	-	135,074,304
Total investments by fair value level	<u>\$ 619,113,527</u>	<u>\$ 319,836,090</u>	<u>\$ 35,991,346</u>	<u>\$ 263,286,091</u>
Investments measured at the net asset value (NAV)				
Equity long/short hedge funds	\$ 36,510,956			
Absolute return hedge funds	142,233,199			
Equity securities	114,174,072			
Venture capital	127,576,716			
Domestic private equity	104,841,360			
International private equity	16,155,103			
Private capital distressed debt	9,743,789			
Natural resources	18,119,537			
Fixed income	107,979,967			
Futures				
Other securities and investments	16,019			
Real estate funds	72,014,354			
Total investments measured at the NAV	<u>\$ 749,365,072</u>			
Total investments	<u>\$ 1,368,478,599</u>			

For the fiscal year ended June 30, 2023, the total return of the Endowment Pool was 1.76%.

Kansas State University

Notes to Financial Statements

For the Year Ended June 30, 2023

The Foundation holds certain assets for the benefit of K-State which do not provide a market rate of return on funds invested. Some examples of these investments include:

University Real Estate Fund – Certain real estate holdings vital to the mission of K-State were purchased and are held for current and potential university use.

Smith Scholarship House – The Foundation has provided the building rent-free in order to maintain the house in operation for the benefit of the students.

Holiday Inn – The hotel located adjacent to the university was built on land acquired by the Foundation to meet the needs of public lodging and service facilities close to the university.

Faculty and Accommodation Loans – The Foundation provides faculty loans at favorable interest rates to K-State faculty and staff to enable them to conduct business travel pending reimbursement from the university. Non-interest-bearing accommodation loans are available to faculty and staff when their salary payment cannot be processed by the university by payday.

Blended Component Units

Transactions between K-State and the following blended units have been eliminated from the financial statements. All other balances and transactions are blended with those of K-State and reported as if they were balances and transactions of the university.

K-State Olathe Innovation Campus, Inc. (Olathe) – On the Statement of Revenues, Expenses and Changes in Net Position, the Change in Net Position is recorded as \$3,170,680. Payments were made to K-State and its affiliates totaling \$3,659,790 during the fiscal year ending June 30, 2023. Investments held by Olathe at fiscal year-end total \$10,650,486.

K-State Italy – Revenues received from K-State totaled \$104,645.

K-State Athletics, Inc. (Athletics) – K-State owns all land used by Athletics, and any purchases and/or construction of permanent real property (i.e. buildings, land and improvements) on the land are recorded as leasehold improvements. On the Statement of Revenues, Expenses and Changes in Net Position, the Change in Net Position is recorded as \$18,659. Payments made to K-State and its affiliates totaled \$16,257,604 during the fiscal year ending June 30, 2023. Revenue received from K-State was \$1,878,368. Investments held by Athletics at fiscal year-end totaled \$54,706,082 on the Statement of Net Position. Net pledges receivable, which consist of unconditional promises to give cash and other assets, totaled \$26,338,367. Pledges are accrued at estimated fair value at the date each promise is received. An allowance for doubtful collections is estimated by identifying specific pledges that are in doubt and applying a historical percentage to the remaining pledges.

Kansas State University Research Foundation (KSURF) – As of June 30, 2023, KSURF had investments totaling \$16,077,567 on the Statement of Net Position. The Change in Net Position on the Statement of Revenues, Expenses and Changes in Net Position for KSURF totaled \$85,135 for the fiscal year.

Kansas State University Veterinary Clinical Outreach, Inc. (KSUVCO) – The Change in Net Position is \$385,102 on the June 30, 2023 Statement of Revenues, Expenses and Change in Net Position.

Diagnostic Services of Kansas State, Inc (KSDS) - The Change in Net Position is \$3,406,849 on the June 30, 2023 Statement of Revenues, Expenses and Change in Net Position.

The K-State Union Corporation (the Union) – The Union is operated from facilities owned by K-State without charge. Included in the Change in Net Position amount of \$1,210,755 on the June 30, 2023 Statement of Revenue, Expenses and Change in Net Position are revenues received from K-State and related entities in the amount of \$3,477,096. The Union has a note payable due to K-State in the amount of \$20,000, which is to be repaid in equal annual installments of \$80,000 per year for the years 2023 through 2023 and a final payment of \$20,000 in 2024. This loan bears no interest. Investments at fiscal year-end total \$39,889 on the Statement of Net Position.

Kansas State University

Notes to Financial Statements
For the Year Ended June 30, 2023

Note 22 – Operating Expenses by Natural Classification

	Compensation & Benefits	Supplies & Other Services	Utilities	Scholarships & Fellowships	Depreciation	Total
Instruction	\$ 182,900,678	\$ 25,979,136	\$ 211,363	\$ -	\$ -	\$ 209,091,177
Research	119,933,159	60,669,132	551,165	-	-	181,153,456
Public Service	67,790,732	33,427,519	118,636	-	-	101,336,887
Academic Support	34,719,306	16,239,533	2,428	-	-	50,961,267
Student Service	15,692,045	8,027,228	255	-	-	23,719,528
Institutional Support	23,620,439	12,714,084	-	-	-	36,334,523
Operations and Maintenance of Plant	13,275,178	14,349,178	18,781,042	-	-	46,405,398
Depreciation & Amortization	-	-	-	-	73,550,760	73,550,760
Scholarships and Fellowships	-	-	-	43,913,511	-	43,913,511
Auxiliary Enterprises	65,901,264	40,892,749	4,093,718	-	-	110,887,731
Other	-	57,177	-	-	-	57,177
Total Operating Expenses	<u>\$ 523,832,801</u>	<u>\$ 212,355,736</u>	<u>\$ 23,758,607</u>	<u>\$ 43,913,511</u>	<u>\$ 73,550,760</u>	<u>\$ 877,411,415</u>

Kansas State University
Annual Financial Report
For the fiscal year ended June 30, 2023
is available at:

<http://www.k-state.edu/finsvcs/financialreporting/annual-financial-reporting/>

Kansas State University prohibits discrimination on the basis of race, color, ethnicity, national origin, sex (including sexual harassment and sexual violence), sexual orientation, gender identity, religion, age, ancestry, disability, genetic information, military status, or veteran status, in the University's programs and activities as required by applicable laws and regulations. The person designated with responsibility for coordination of compliance efforts and receipt of inquiries concerning nondiscrimination policies is the University's Title IX Coordinator: the Director of the Office of Institutional Equity, equity@k-state.edu, 828 Mid-Campus Drive, Kedzie Hall, Suite 220A, Kansas State University, Manhattan, Kansas 66506-4801, 785-532-6220. The campus ADA Coordinator is the Director of Employee Relations, charlott@k-state.edu, who may be reached at 111 Dykstra Hall, Kansas State University, Manhattan, Kansas 66506-4801, 785-532-6277.

