

Attachment 4



Office of Faculty Senate

February 2, 2016

President Kirk Schulz
110 Anderson Hall
Manhattan, KS 66506

Dear President Schulz,

Thank you for the opportunity to discuss Ken Stafford's retirement announcement and the future role of Chief Information Officer and Vice Provost for Information Technology Services.

Faculty Senate Leadership Council met with Ken at our meeting on January 11th. We invited Ken to share the perspective, wisdom, and insight of his experience as the first CIO of K-State. Ken has worked closely with senate from the beginning and we expressed our gratitude for his leadership and accomplishments. A five year IT review was posted at the *Inside ITS* blog (<http://blogs.k-state.edu/its/2015/12/17/its-5-year-accomplishments/>) last month. It is evident ITS has momentum as we move towards K-State 2025.

According to EDUCAUSE Core Data Service, when comparing K-State to our Big 12 peers, 75% place the CIO as a direct report to the President or Provost/Senior Vice President. Additionally, when looking at our 2025 peer comparison institutions, the majority (80%) place the CIO on the President's cabinet regardless of direct report.

Having the CIO remain a direct report to the Provost and Senior Vice President would keep academic focus a priority, however we strongly feel K-State (especially in meeting 2025 goals) would benefit with the CIO at the President's table for all strategic discussions for the university. The role of the CIO should begin here as ITS is a vital part of every function of the organization.

In our discussion, FSCOT did not see a benefit to placing the CIO under a different Vice President in the organizational structure. On the contrary, committee members expressed a perception of ITS being moved down in the ranks if such a restructuring would occur and possibly creating obstacles where none currently exist.

It is the recommendation of the Faculty Senate Committee on Technology, in an effort to nurture and promote this momentum of success, to encourage the consideration of expanding the President's cabinet to include the CIO.

FSCOT is very willing to continue this dialogue and serve in any capacity as we move forward!

Attachments.

Sincerely,

A handwritten signature in black ink, appearing to read "Donald P. Crawford". The signature is fluid and cursive, with a prominent flourish at the end.

Donald P. Crawford, MCSE, MCP+I, A+
Manager, Information Systems
Chair, Faculty Senate Committee on Technology
Architecture, Planning & Design
Kansas State University
Manhattan, KS 66506

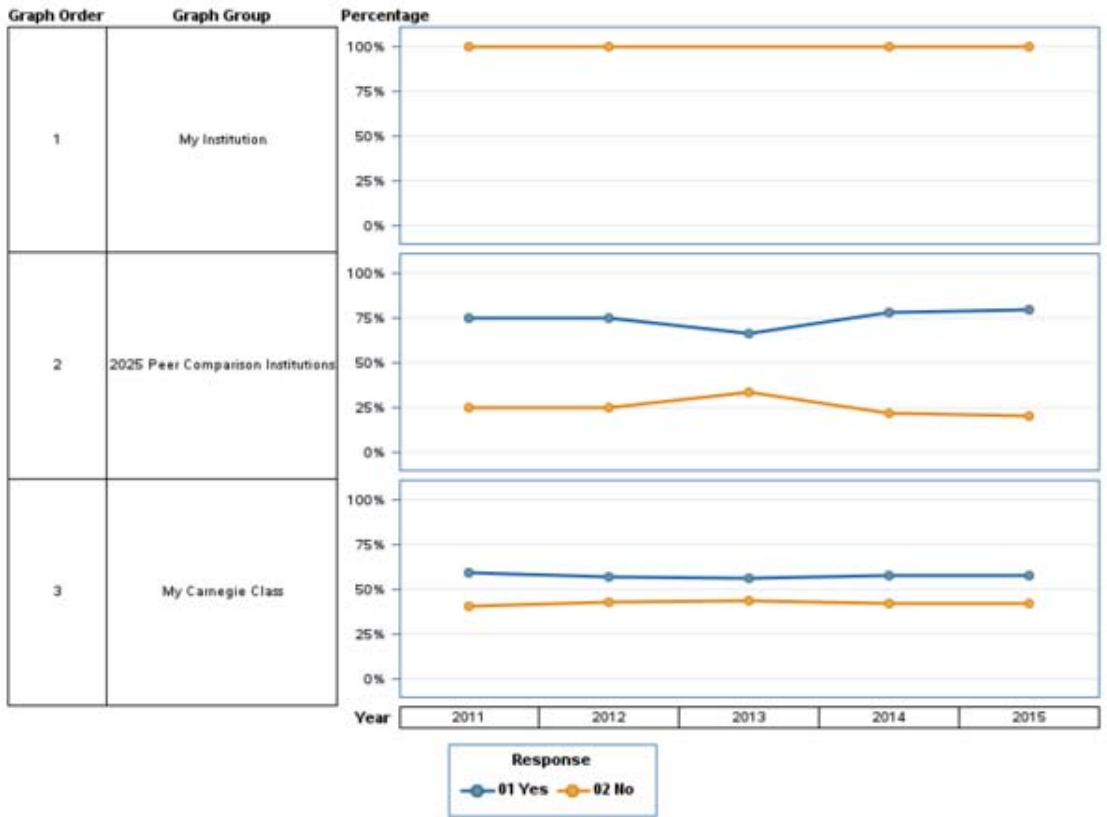
Cabinet Membership of the Highest-Ranking IT Officer

Longitudinal Graph

To change the groups displayed in this graph, use the report menu drop-down lists.

Mouse over a point for exact values.

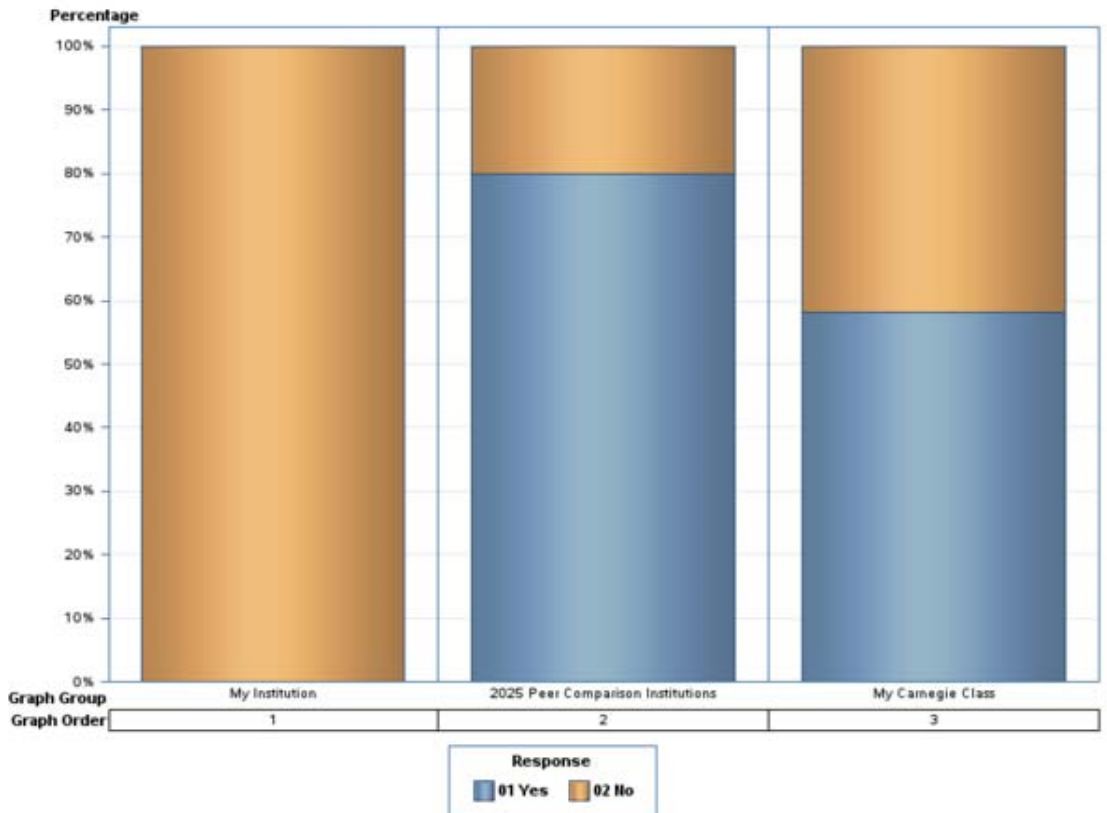
Right click on the graph to export the statistics used to make this graph.



Data for 2015

To change the groups or year displayed in the graph, use the drop-down lists in the report menu.

Right click on the graph to export the statistics used to create the graph.



M1: CIO

m01ORG



This dashboard contains questions from Module 1 pertaining to the highest-ranking IT officer.

Choose Peer Group

Big 12

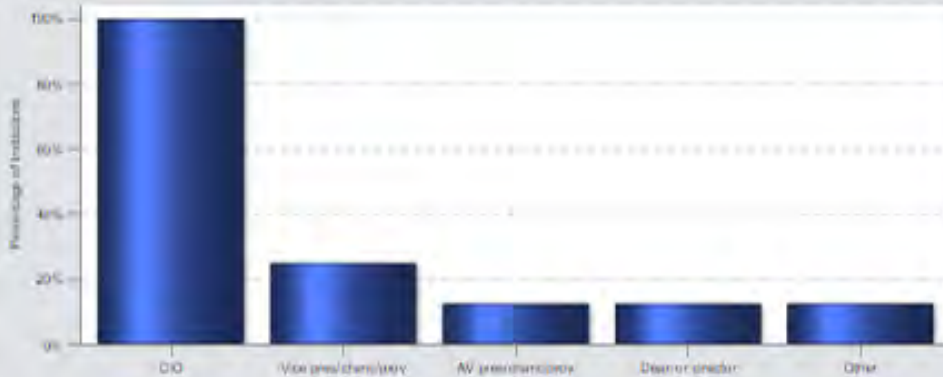
Choose Year

2015

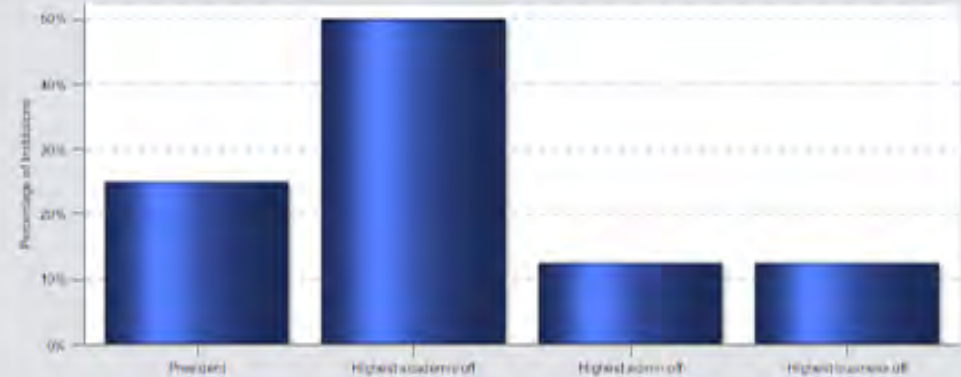
Using this dashboard

1. Choose a group and year from the menus to the left
2. Mouse over a graph to see summary statistics
3. Click a graph bar or slice to see details and raw data

Q1. Highest-ranking IT Officer Title



Q2. Highest-ranking IT Officer Reporting Line



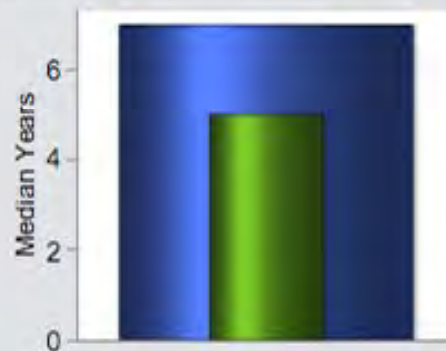
Q3. Highest-ranking IT Officer Cabinet Members...

Percentage

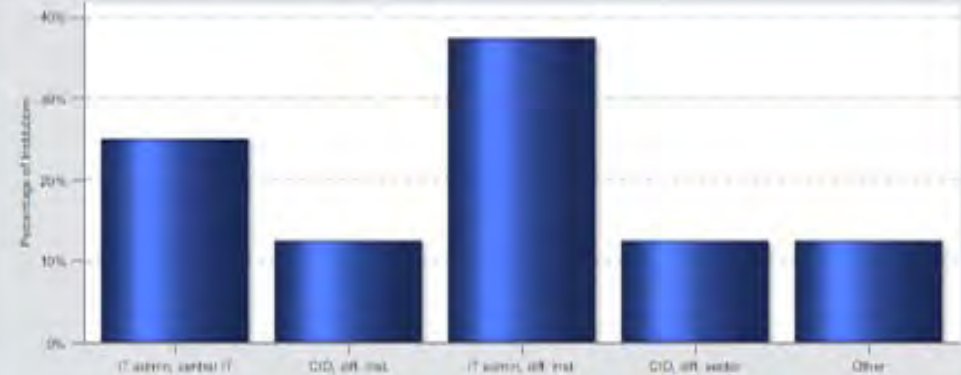


■ Yes ■ No

Q4. Highest-ranking IT Officer Time in Post



Q5. Highest-ranking IT Officer's Prior Position



CORE DATA SERVICE REPORTING

M1: CIO

m01ORG



This dashboard contains questions from Module 1 pertaining to the highest-ranking IT officer.

Choose Peer Group

2025 Peer Comparison Institutions

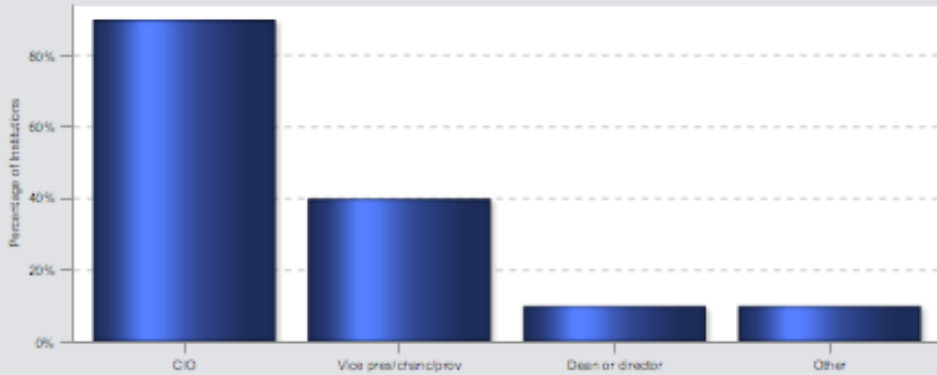
Choose Year

2015

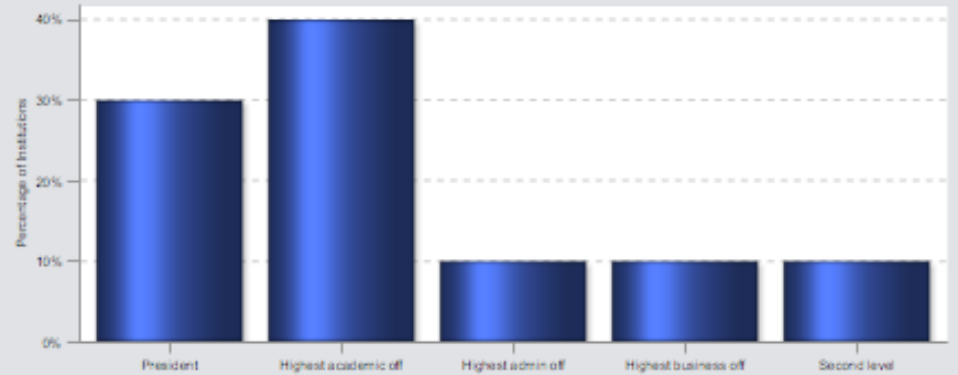
Using this dashboard

1. Choose a group and year from the menus to the left
2. Mouse over a graph to see summary statistics
3. Click a graph bar or slice to see details and raw data

Q1. Highest-ranking IT Officer Title



Q2. Highest-ranking IT Officer Reporting Line



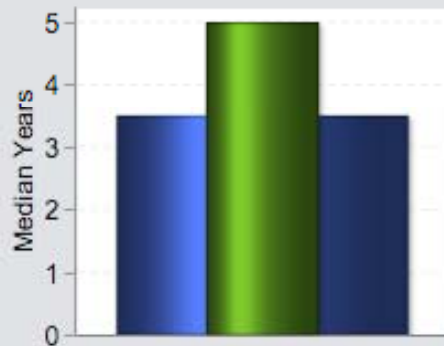
Q3. Highest-ranking IT Officer Cabinet Members...

Percentage



■ Yes ■ No

Q4. Highest-ranking IT Officer Time in Post



Q5. Highest-ranking IT Officer's Prior Position

