



Kansas State University Owner
 Office of Campus Planning & Facilities Management
 252 Dykstra Hall
 Manhattan, KS 66506
 p/ 785.532.6377

Ennead Architects Architect
 320 West 13th Street
 New York, New York 10014
 p/ 212.907.7171

BNIM Architect
 1735 Baltimore Avenue, Suite 300
 Kansas City, MO 64108
 p/ 816.763.1500

El Dorado Inc. Architect
 510 Avenida Cesar Chavez
 Kansas City, MO, 64108
 p/ 816.474.3838

Confluence Landscape Architect
 417 Delaware Street
 Kansas City, MO 64105
 p/ 816.531.7227

Walter P. Moore Structural
 920 Main Street #10
 Kansas City, MO 64105
 p/ 816.701.2100

Henderson Engineers Inc. MEP
 1619 Walnut St.
 Kansas City, MO 64108
 p/ 816.663.8700

BG Consultants Inc. Civil
 4806 Du Lac Place
 Manhattan, KS, 66503
 p/ 785.537.7488

FP&C Consultants Code
 3770 Broadway
 Kansas City, MO, 64111
 p/ 816.931.3377

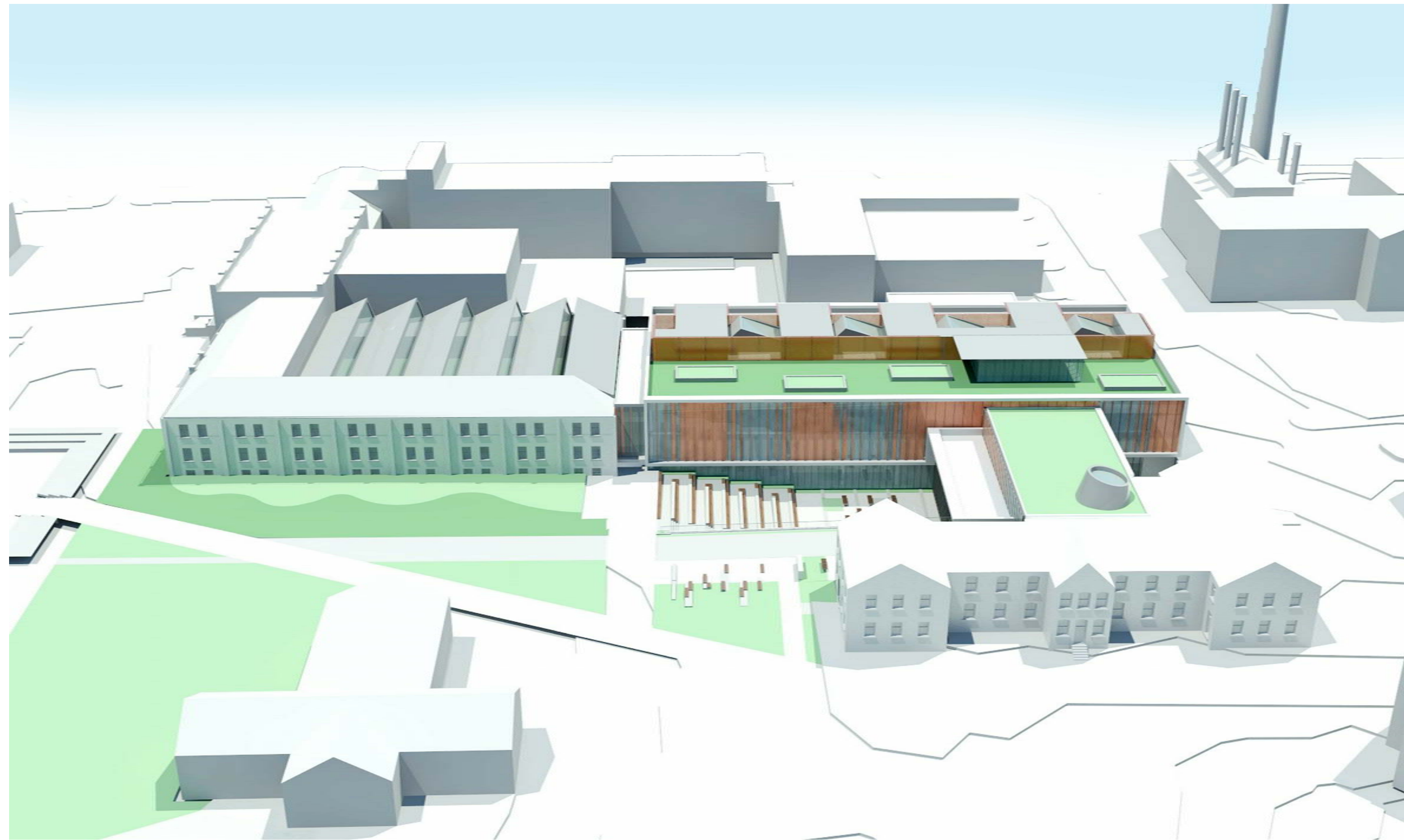
KANSAS STATE UNIVERSITY
SEATON HALL RENOVATION/EXPANSION

100% SCHEMATIC DESIGN SET

COLLEGE OF ARCHITECTURE, PLANNING AND DESIGN

Kansas State University
 115 Seaton Hall
 Manhattan KS 66506-2902

BNIM PROJECT # 14032
 ENNEAD PROJECT #1414



Sheet List

- General**
- G000.1 Cover Sheet
- G000.2 General Information
- G002.1 Life Safety Plans_BM
- G002.2 Life Safety Plans_L1
- G002.3 Life Safety Plans_L2
- G002.4 Life Safety Plans_L3
- G003.1 Area Calculations (GSF)

- Survey**
- TS001 Topographic Survey_Sheet 1
- TS002 Topographic Survey_Sheet 2
- TS003 Topographic Survey_Sheet 3
- TS004 Topographic Survey_Overall

- Building Demolition**
- D100 Floor Demolition Plans_BM
- D101 Floor Demolition Plans_L1
- D102 Floor Demolition Plans_L2
- D103 Floor Demolition Plans_L3

- Landscape**
- SP2.1 Site Master Plan
- SP2.2 South Courtyard
- SP2.3 North Courtyard
- SP2.4 Fab Lab + Alley
- SP3.1 Conceptual Site Grading Plan
- SP4.1 Preliminary Plant Palette
- SP4.2 Preliminary Plant Palette
- SP4.3 Character Elements

- Architectural**
- A050 Context Plan
- A100 Overall Floor Plan_BM
- A100.1 Enlarged Floor Plan_Fab Lab
- A101 Overall Floor Plan_L1
- A102 Overall Floor Plan_L2
- A103 Overall Floor Plan_L3
- A104 Overall Roof Plan
- A201 Exterior Elevations
- A202 Exterior Elevation Details
- A251 Building Sections
- A801 Existing Shop Equipment Matrix
- A802 Existing Shop Equipment Matrix

- AV/IT**
- AV100 AV/IT Diagram_BM
- AV101 AV/IT Diagram_L1
- AV102 AV/IT Diagram_L2
- AV103 AV/IT Diagram_L3

- Security & Hardware**
- SE100 Security & Hardware Diagram_BM
- SE101 Security & Hardware Diagram_L1
- SE102 Security & Hardware Diagram_L2
- SE103 Security & Hardware Diagram_L3

Rev. #	SD Submission	12/03/2014
--------	---------------	------------

PRELIMINARY
NOT FOR
CONSTRUCTION

100% SCHEMATIC DESIGN REVIEW SET
 12.03.2014

COVER SHEET

BNIM JOB NO. #14032	DRAWING NO. G000.1
EA JOB NO. #1414	



Kansas State University Owner
 Office of Campus Planning & Facilities Management
 202 Dykstra Hall
 Manhattan, KS 66506
 p/ 785.532.6377

Ennead Architects Architect
 320 West 13th Street
 New York, New York 10014
 p/ 212.807.7171

BNIM Architect
 1725 Baltimore Avenue, Suite 300
 Kansas City, MO 64108
 p/ 816.783.1500

El Dorado Inc. Architect
 510 Avenida Cesar Chavez
 Kansas City, MO, 64108
 p/ 816.474.3838

Confluence Landscape Architect
 417 Delaware Street
 Kansas City, MO 64105
 p/ 816.531.7227

Walter P. Moore Structural
 920 Main Street #10
 Kansas City, MO 64105
 p/ 816.701.2100

Henderson Engineers Inc. MEP
 1619 Walnut St.
 Kansas City, MO 64108
 p/ 816.663.8700

BG Consultants Inc. Civil
 4806 Du Lac Place
 Manhattan, KS, 66503
 p/ 785.537.7488

FP&C Consultants Code
 3770 Broadway
 Kansas City, MO, 64111
 p/ 816.931.3377

- ① --- COLUMN LINE / GRID INDICATOR
- Level 0'-0" --- BENCHMARK/FLOOR ELEVATION SYMBOL
- ↑ NORTH ARROW
- 1A --- WALL/BUILDING ELEVATION SYMBOL
- BUILDING SECTION SYMBOL
- WALL SECTION/DETAIL SECTION SYMBOL



- △ REVISION INDICATOR
- TEXTNOTE SYMBOL
- EL. 10'-0" --- FLOOR SLAB ELEVATION
- 20 R @ 7 1/2" --- STAIR TAG
- CIP CONCRETE, 10" --- FLOOR TAG
- EL. 10'-0" --- SPOT ELEVATION SYMBOL

- Name 101 R --- ROOM TAG SYMBOLS
- △ --- PARTITION TYPE SYMBOL
- (1/S204) --- DOOR SYMBOL
- (22) --- WINDOW SYMBOL
- (5B) --- CURTAIN/SYSTEM PANEL SYMBOL
- 12'-10" (AGTS) --- CEILING HEIGHT SYMBOL
- ABVLevel 1 --- FINISH TAG SYMBOL
- --- LANDSCAPE TAG SYMBOL
- 23 EPCW --- FURNITURE TAG
- 1.A.a --- FURNITURE SYSTEMS TAG
- 7.N.J --- AREA TAG SYMBOLS

Type Name Room Name
 Area 150 SF

01 GENERAL

- EARTH EXISTING
- BACKFILL
- DRAINAGE FILL
- BASE COURSE

02 SITE CONSTRUCTION

- CAST-IN-PLACE CONCRETE
- PRECAST CONCRETE
- CEMENTITIOUS TOPPING
- GROUT

03 CONCRETE

- BRICK
- CONCRETE MASONRY UNITS
- GLASS BLOCK
- CUT STONE
- CAST STONE
- SLATE
- SAND

04 MASONRY

- STEEL
- ALUMINUM
- OTHER METALS

05 METALS

- CONTINUOUS WOOD
- INTERMITTENT WOOD
- PLYWOOD
- FINISH WOOD
- GLUED-LAMINATED CONSTRUCTION
- CORK
- HARD BOARD
- PARTICLEBOARD
- SOLID SURFACE MATERIAL

06 WOOD & PLASTICS

- BATT INSULATION
- LOOSE FILL INSULATION
- RIGID INSULATION

07 THERMAL & MOISTURE PROTECTION

- GLASS
- PLASTIC GLAZING

08 DOORS & WINDOWS

- LATH & PLASTER
- GYPSUM BOARD
- CERAMIC TILE
- CEILING PANEL
- CARPET

09 FINISHES

- EXISTING WALL TO REMAIN
- EXISTING WALL TO BE REMOVED
- SCHEMATIC DWG NEW WALL
- TEMPORARY WALL
- CMU WALL
- STUD WALL
- BRICK WALL
- GLASS BLOCK WALL
- CONCRETE WALL
- PRECAST CONCRETE WALL

BUILDING WALL SYMBOLS

- EXISTING CONTOUR
- GRADED REGION
- FINISHED CONTOUR
- PROPERTY LINE
- SETBACK LINE
- FENCE
- GUARDRAIL
- TREES & SHRUBS

PLAN SYMBOLS

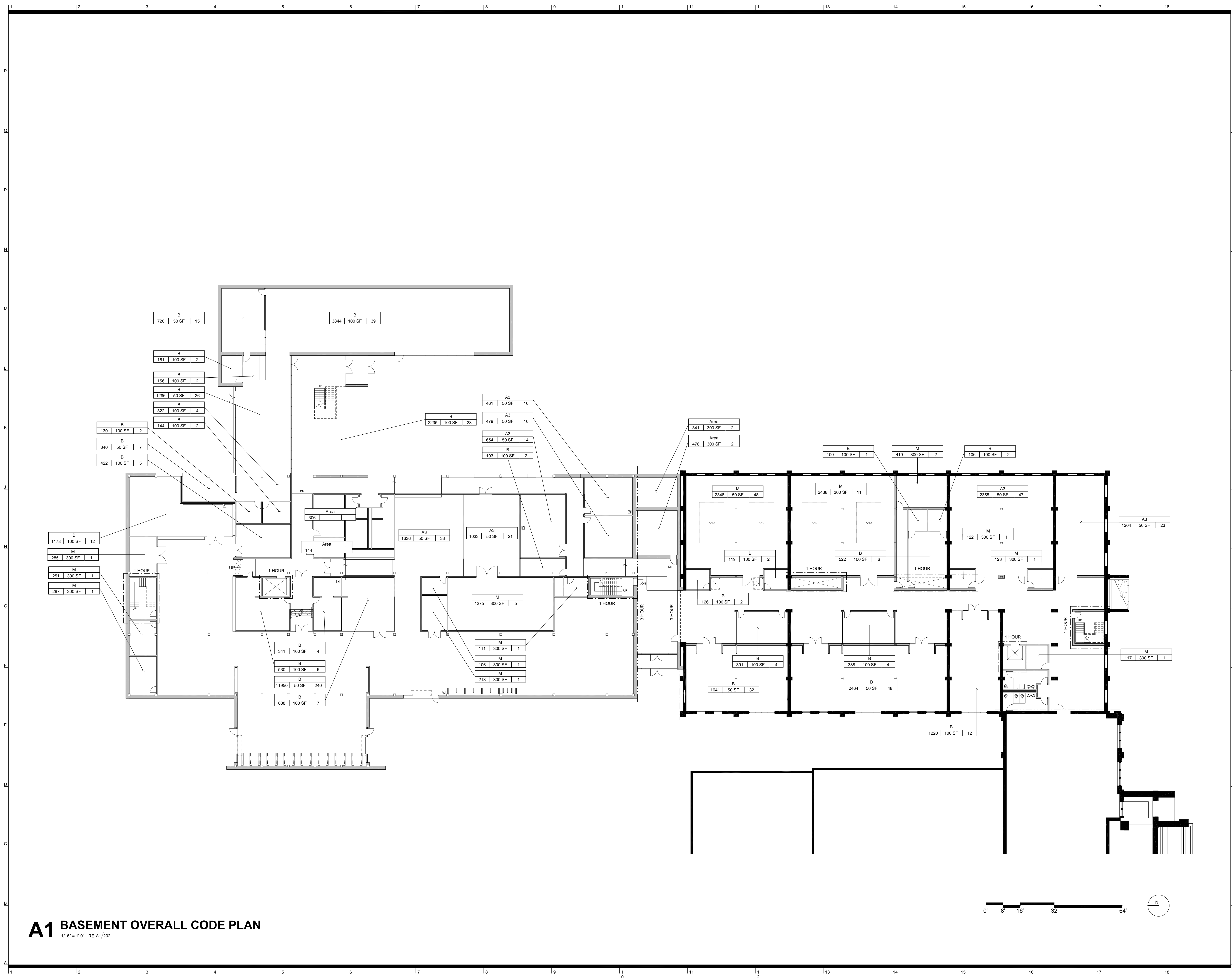
Rev. #	SD Submission	12/03/2014

PRELIMINARY
NOT FOR
CONSTRUCTION

100% SCHEMATIC DESIGN REVIEW SET
 12.03.2014

GENERAL INFORMATION

ENR# JOB NO: #14032	DRAWING NO: G000.2
EA JOB NO: #1414	



A1 BASEMENT OVERALL CODE PLAN
 1/16" = 1'-0" RE:A1/202

Kansas State University
Seaton Hall
Expansion/Renovation
 Manhattan, Kansas

APDESIGN **BNIM ennead**

KANSAS STATE UNIVERSITY

- Kansas State University** Owner
 Office of Campus Planning & Facilities Management
 202 Dykstra Hall
 Manhattan, KS 66506
 p/ 785.532.6377
- Ennead Architects** Architect
 320 West 13th Street
 New York, New York 10014
 p/ 212.807.7171
- BNIM** Architect
 1725 Baltimore Avenue, Suite 300
 Kansas City, MO 64108
 p/ 816.783.1500
- El Dorado Inc.** Architect
 510 Avenida Cesar Chavez
 Kansas City, MO, 64108
 p/ 816.474.3838
- Confluence** Landscape Architect
 417 Delaware Street
 Kansas City, MO 64105
 p/ 816.531.7227
- Walter P. Moore** Structural
 920 Main Street #10
 Kansas City, MO 64105
 p/ 816.701.2100
- Henderson Engineers Inc.** MEP
 1619 Walnut St.
 Kansas City, MO 64108
 p/ 816.663.8700
- BG Consultants Inc.** Civil
 4806 Du Lac Place
 Manhattan, KS, 66503
 p/ 785.537.7488
- FP&C Consultants** Code
 3770 Broadway
 Kansas City, MO, 64111
 p/ 816.931.3377

Rev. # SD Submission 12/03/2014

PRELIMINARY
NOT FOR
CONSTRUCTION

100% SCHEMATIC DESIGN REVIEW SET
 12.03.2014

LIFE SAFETY

OWNER JOB NO: #14032
 DRAWING NO: **G002.1**

EA JOB NO: #1414
 12/2/2014 10:33:21 PM Copyright © 2008 BNIM ennead



Kansas State University Owner
 Office of Campus Planning & Facilities Management
 202 Dykstra Hall
 Manhattan, KS 66506
 p/ 785.532.6377

Enneed Architects Architect
 320 West 13th Street
 New York, New York 10014
 p/ 212.807.7171

BNIM Architect
 1725 Baltimore Avenue, Suite 300
 Kansas City, MO 64108
 p/ 816.783.1500

El Dorado Inc. Architect
 510 Avenida Cesar Chavez
 Kansas City, MO, 64108
 p/ 816.474.3838

Confluence Landscape Architect
 417 Delaware Street
 Kansas City, MO 64105
 p/ 816.531.7227

Walter P. Moore Structural
 920 Main Street #10
 Kansas City, MO 64105
 p/ 816.701.2100

Henderson Engineers Inc. MEP
 1619 Walnut St.
 Kansas City, MO 64108
 p/ 816.663.8700

BG Consultants Inc. Civil
 4806 Du Lac Place
 Manhattan, KS, 66503
 p/ 785.537.7488

FP&C Consultants Code
 3770 Broadway
 Kansas City, MO, 64111
 p/ 816.931.3377

Rev. # SD Submission 12/03/2014

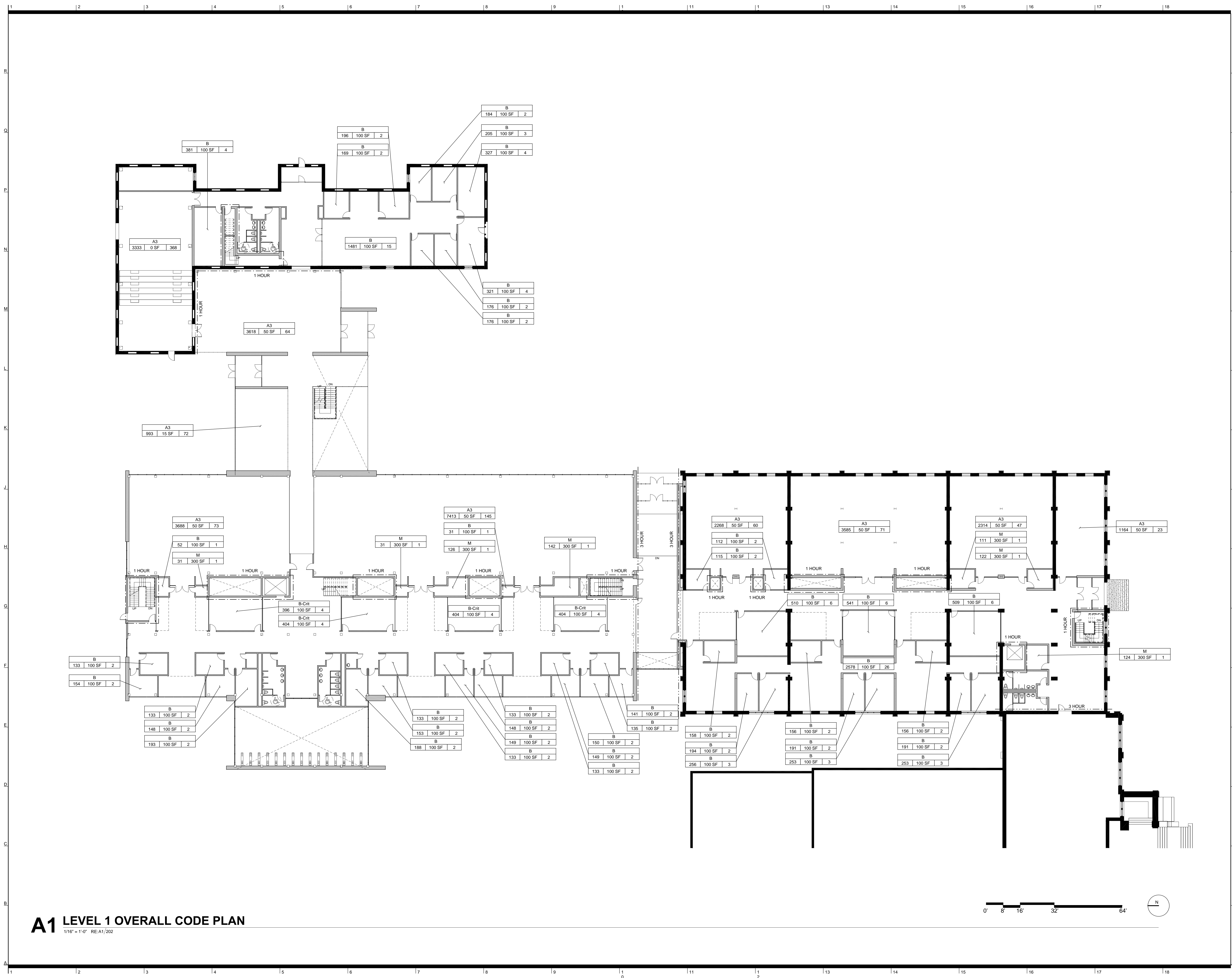
PRELIMINARY
NOT FOR
CONSTRUCTION

100% SCHEMATIC DESIGN REVIEW SET
 12.03.2014

LIFE SAFETY

BNIM JOB NO: #14032
 EA JOB NO: #1414
 DRAWING NO: **G002.2**

12/2/2014 10:33:30 PM Copyright © 2008 BNIM Architects



A1 LEVEL 1 OVERALL CODE PLAN
 1/16" = 1'-0" RE:A1/202



Kansas State University Owner
 Office of Campus Planning & Facilities Management
 202 Dykstra Hall
 Manhattan, KS 66506
 p/ 785.532.6377

Enneed Architects Architect
 320 West 13th Street
 New York, New York 10014
 p/ 212.807.7171

BNIM Architect
 1725 Baltimore Avenue, Suite 300
 Kansas City, MO 64108
 p/ 816.783.1500

El Dorado Inc. Architect
 510 Avenida Cesar Chavez
 Kansas City, MO, 64108
 p/ 816.474.3838

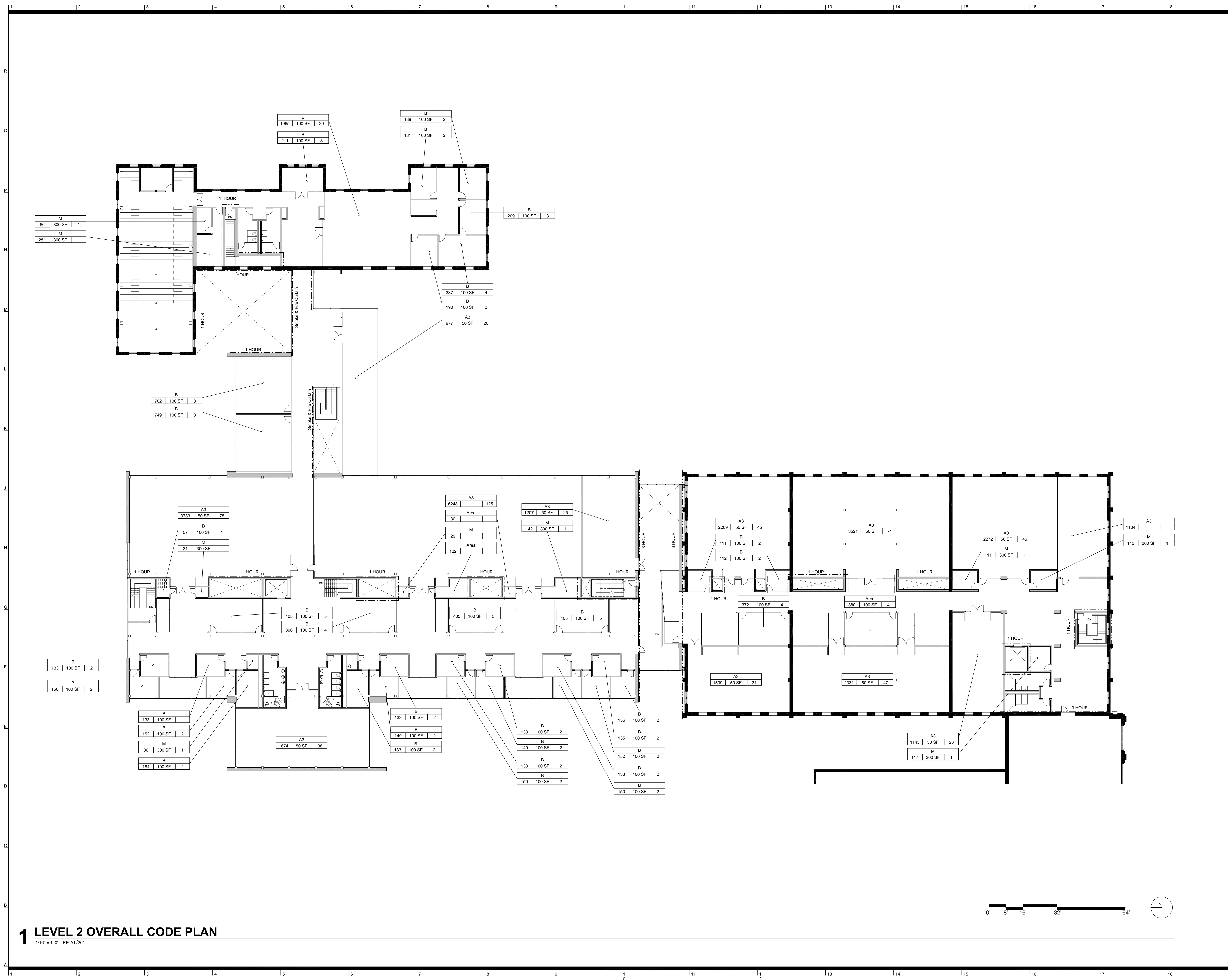
Confluence Landscape Architect
 417 Delaware Street
 Kansas City, MO 64105
 p/ 816.531.7227

Walter P. Moore Structural
 920 Main Street #10
 Kansas City, MO 64105
 p/ 816.701.2100

Henderson Engineers Inc. MEP
 1619 Walnut St.
 Kansas City, MO 64108
 p/ 816.663.8700

BG Consultants Inc. Civil
 4806 Du Lac Place
 Manhattan, KS, 66503
 p/ 785.537.7488


FP&C Consultants Code
 3770 Broadway
 Kansas City, MO, 64111
 p/ 816.931.3377



Rev. # SD Submission 12/03/2014

PRELIMINARY
NOT FOR
CONSTRUCTION

100% SCHEMATIC DESIGN REVIEW SET
 12.03.2014

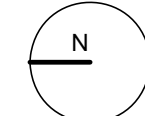

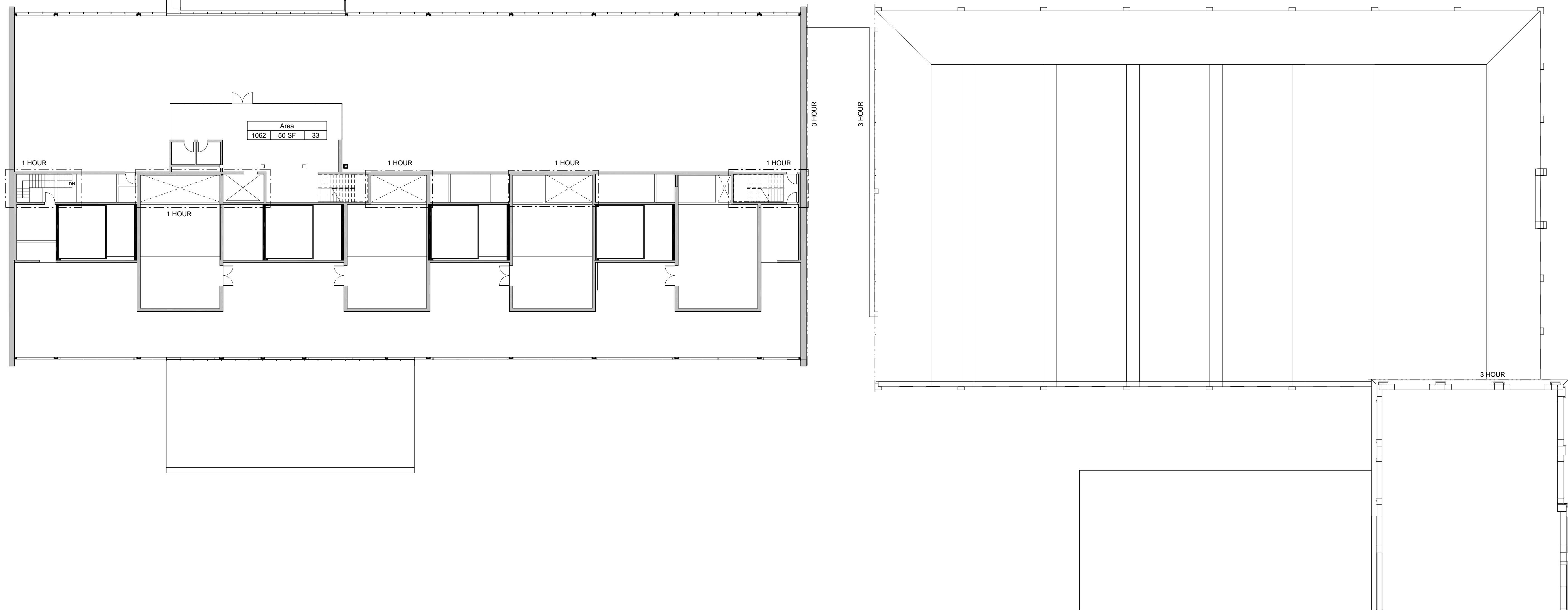
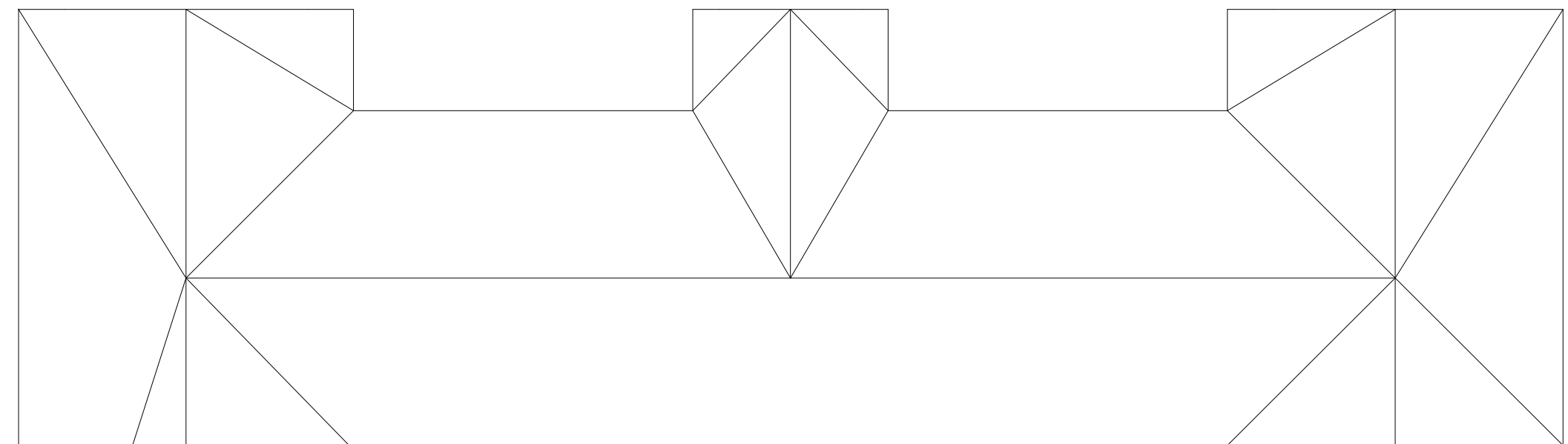
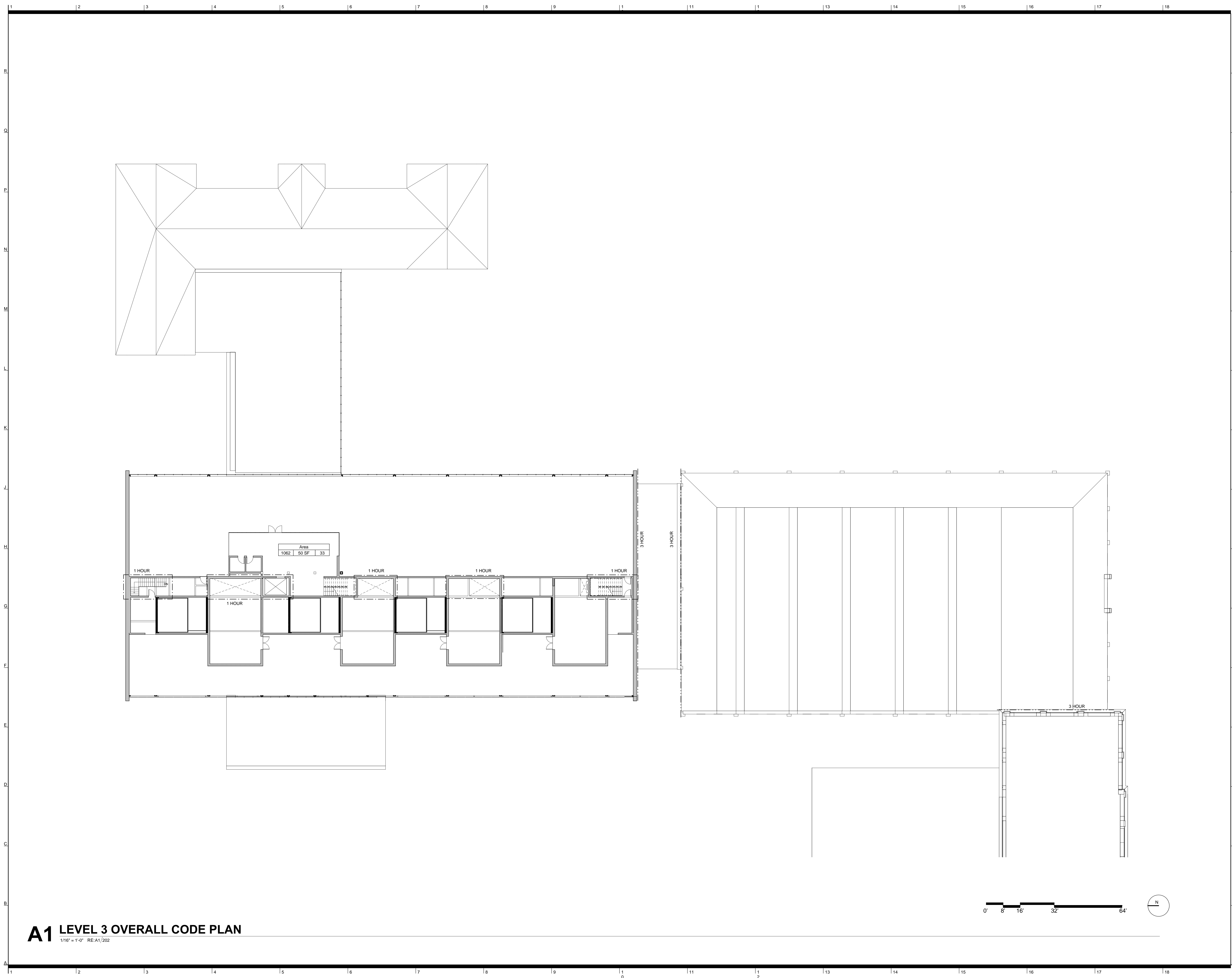


1 LEVEL 2 OVERALL CODE PLAN
 1/16" = 1'-0" RE:A1/201

LIFE SAFETY

ENR JOB NO: #14032	DRAWING NO: G002.3
EA JOB NO: #1414	

12/2/2014 10:33:40 PM Copyright © 2008 BNIM Architects



A1 LEVEL 3 OVERALL CODE PLAN

1/16" = 1'-0" RE:A1/202

**Kansas State University
Seaton Hall
Expansion/Renovation**
Manhattan, Kansas



- Kansas State University** _____ Owner
Office of Campus Planning & Facilities Management
202 Dykstra Hall
Manhattan, KS 66506
p/ 785.532.6377
- Ennead Architects** _____ Architect
320 West 13th Street
New York, New York 10014
p/ 212.807.7171
- BNIM** _____ Architect
1725 Baltimore Avenue, Suite 300
Kansas City, MO 64108
p/ 816.783.1500
- El Dorado Inc.** _____ Architect
510 Avenida Cesar Chavez
Kansas City, MO, 64108
p/ 816.474.3838
- Confluence** _____ Landscape Architect
417 Delaware Street
Kansas City, MO 64105
p/ 816.531.7227
- Walter P. Moore** _____ Structural
920 Main Street #10
Kansas City, MO 64105
p/ 816.701.2100
- Henderson Engineers Inc.** _____ MEP
1619 Walnut St.
Kansas City, MO 64108
p/ 816.663.8700
- BG Consultants Inc.** _____ Civil
4806 Du Lac Place
Manhattan, KS, 66503
p/ 785.537.7488
- FP&C Consultants** _____ Code
3770 Broadway
Kansas City, MO, 64111
p/ 816.931.3377

Rev. #	SD Submission	12/03/2014

**PRELIMINARY
NOT FOR
CONSTRUCTION**

100% SCHEMATIC DESIGN REVIEW SET
12.03.2014

LIFE SAFETY

ENR JOB NO: #14032	DRAWING NO: G002.4
EA JOB NO: #1414	



Kansas State University Owner
 Office of Campus Planning & Facilities Management
 202 Dykstra Hall
 Manhattan, KS 66506
 p/ 785.532.6377

Ennead Architects Architect
 320 West 13th Street
 New York, New York 10014
 p/ 212.807.7171

BNIM Architect
 1725 Baltimore Avenue, Suite 300
 Kansas City, MO 64108
 p/ 816.783.1500

El Dorado Inc. Architect
 510 Avenida Cesar Chavez
 Kansas City, MO, 64108
 p/ 816.474.3838

Confluence Landscape Architect
 417 Delaware Street
 Kansas City, MO 64105
 p/ 816.531.7227

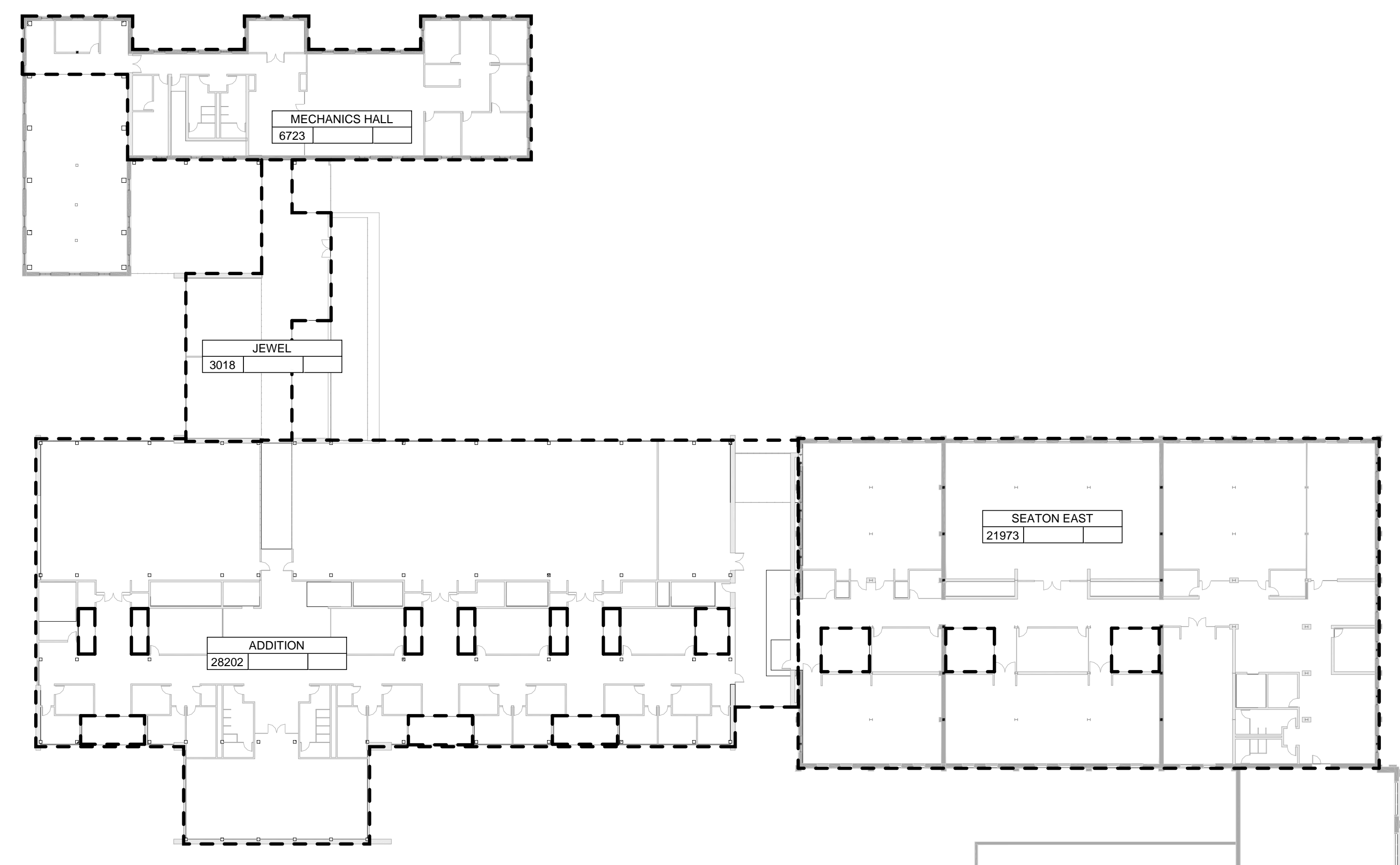
Walter P. Moore Structural
 920 Main Street #10
 Kansas City, MO 64105
 p/ 816.701.2100

Henderson Engineers Inc. MEP
 1619 Walnut St.
 Kansas City, MO 64108
 p/ 816.663.8700

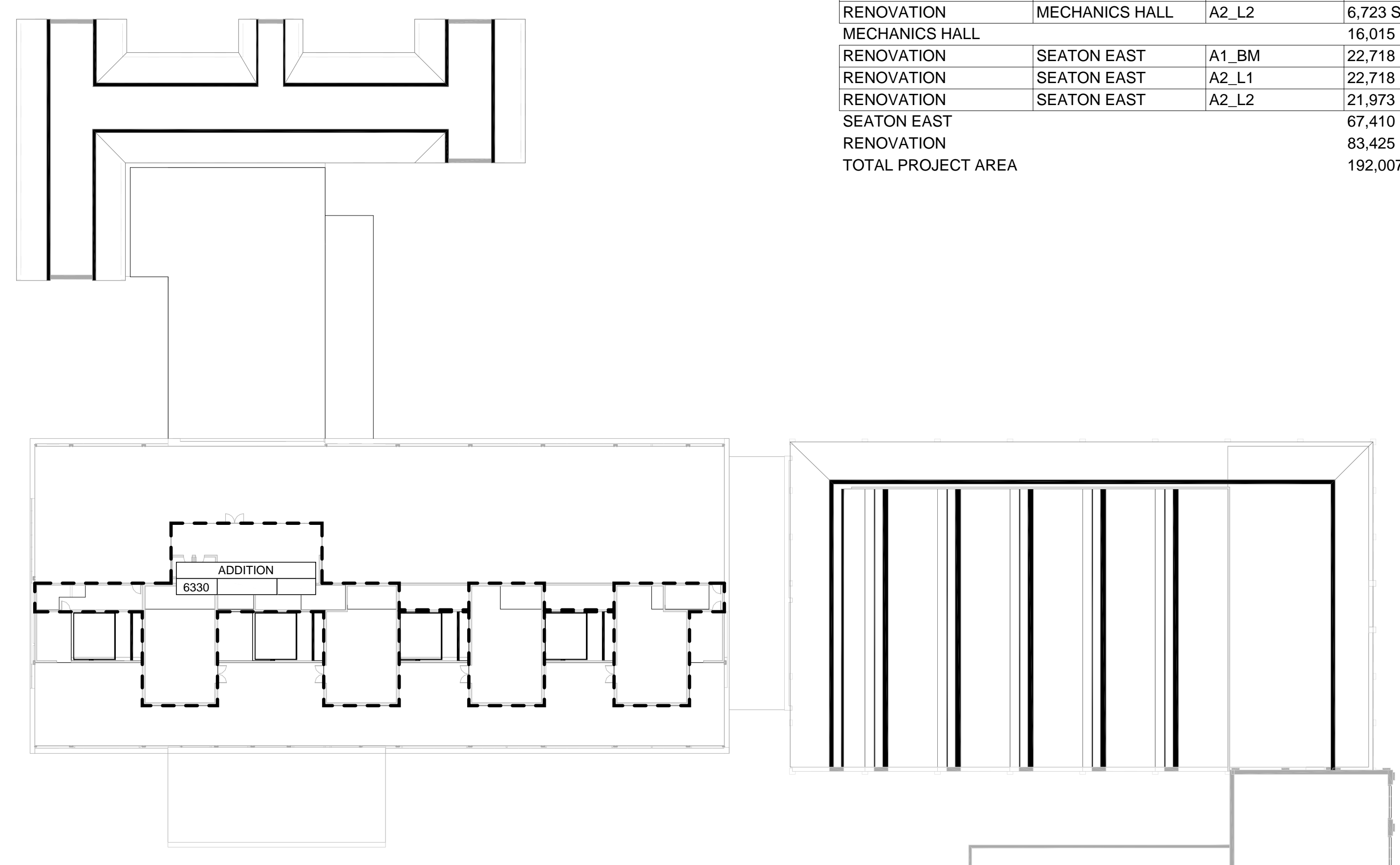
BG Consultants Inc. Civil
 4806 Du Lac Place
 Manhattan, KS, 66503
 p/ 785.537.7488

FP&C Consultants Code
 3770 Broadway
 Kansas City, MO, 64111
 p/ 816.931.3377

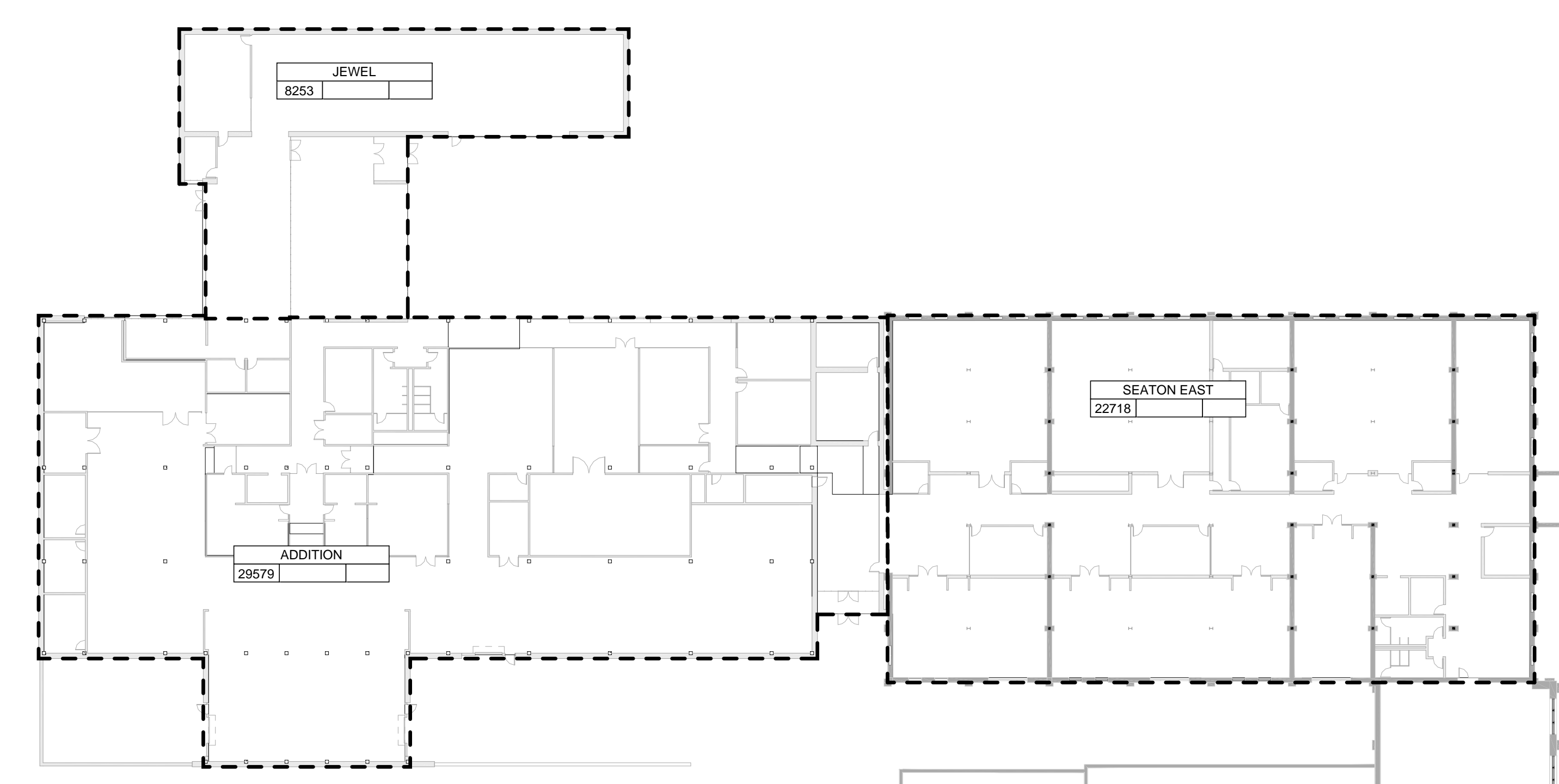
Area Schedule SD (Gross Building)			
Comments	Name	Level	Area
NEW CONSTRUCTION	ADDITION	A1_BM	29,579 SF
NEW CONSTRUCTION	ADDITION	A2_L1	27,702 SF
NEW CONSTRUCTION	ADDITION	A2_L2	28,202 SF
NEW CONSTRUCTION	ADDITION	A2_L3	6,330 SF
ADDITION			91,812 SF
NEW CONSTRUCTION	JEWEL	A1_BM	8,253 SF
NEW CONSTRUCTION	JEWEL	A2_L1	5,499 SF
NEW CONSTRUCTION	JEWEL	A2_L2	3,018 SF
JEWEL			16,769 SF
NEW CONSTRUCTION			108,582 SF
RENOVATION	MECHANICS HALL	A2_L1	9,293 SF
RENOVATION	MECHANICS HALL	A2_L2	6,723 SF
MECHANICS HALL			16,015 SF
RENOVATION	SEATON EAST	A1_BM	22,718 SF
RENOVATION	SEATON EAST	A2_L1	22,718 SF
RENOVATION	SEATON EAST	A2_L2	21,973 SF
SEATON EAST			67,410 SF
RENOVATION			83,425 SF
TOTAL PROJECT AREA			192,007 SF



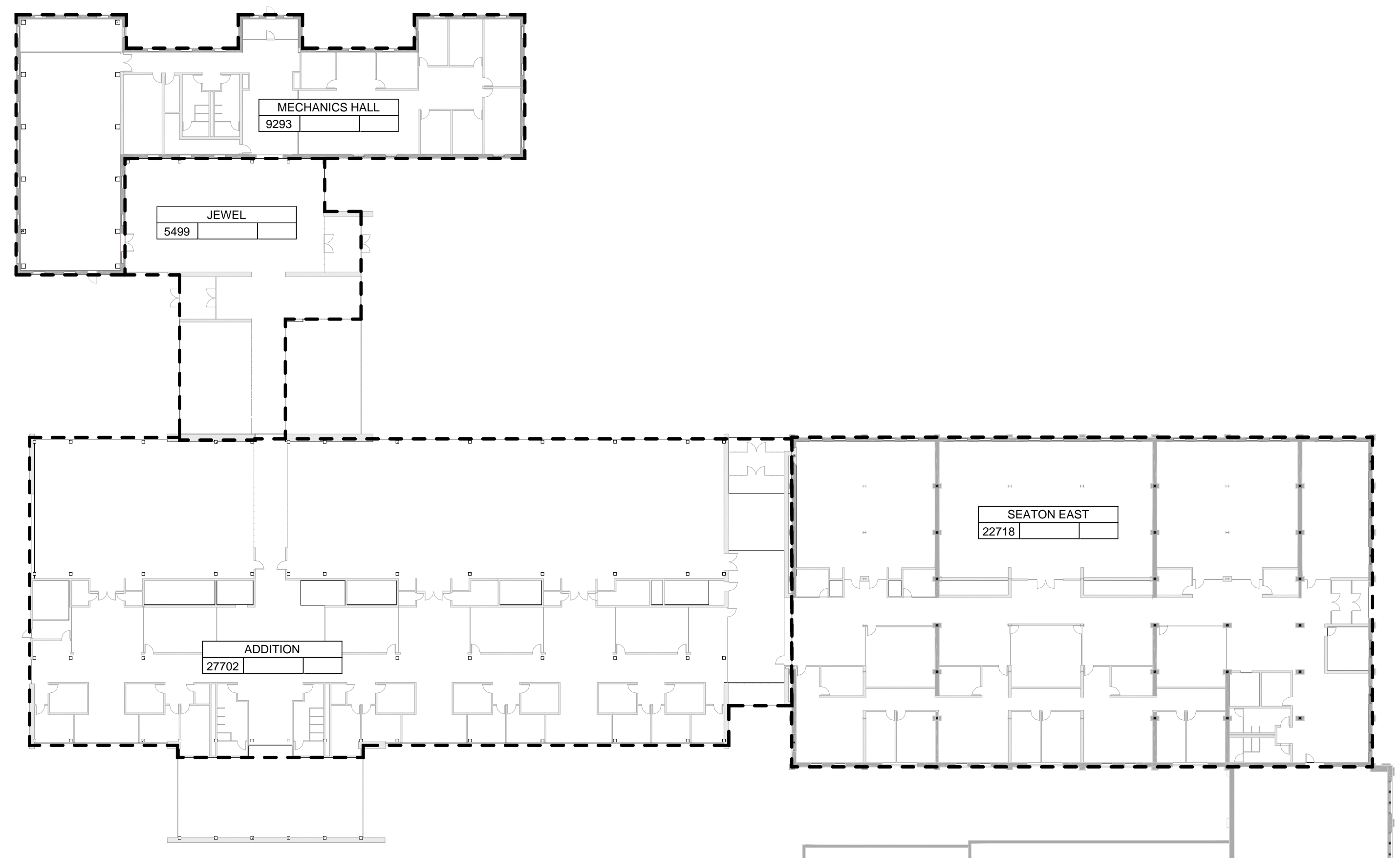
3 LEVEL 2 PLAN
 1/32" = 1'-0" RE:A1/201



4 LEVEL 3 PLAN
 1/32" = 1'-0" RE:A1/201



1 BASEMENT PLAN
 1/32" = 1'-0" RE:A1/202



2 LEVEL 1 PLAN
 1/32" = 1'-0" RE:A1/201

Rev. #	SD Submission	12/03/2014
--------	---------------	------------

PRELIMINARY
NOT FOR
CONSTRUCTION

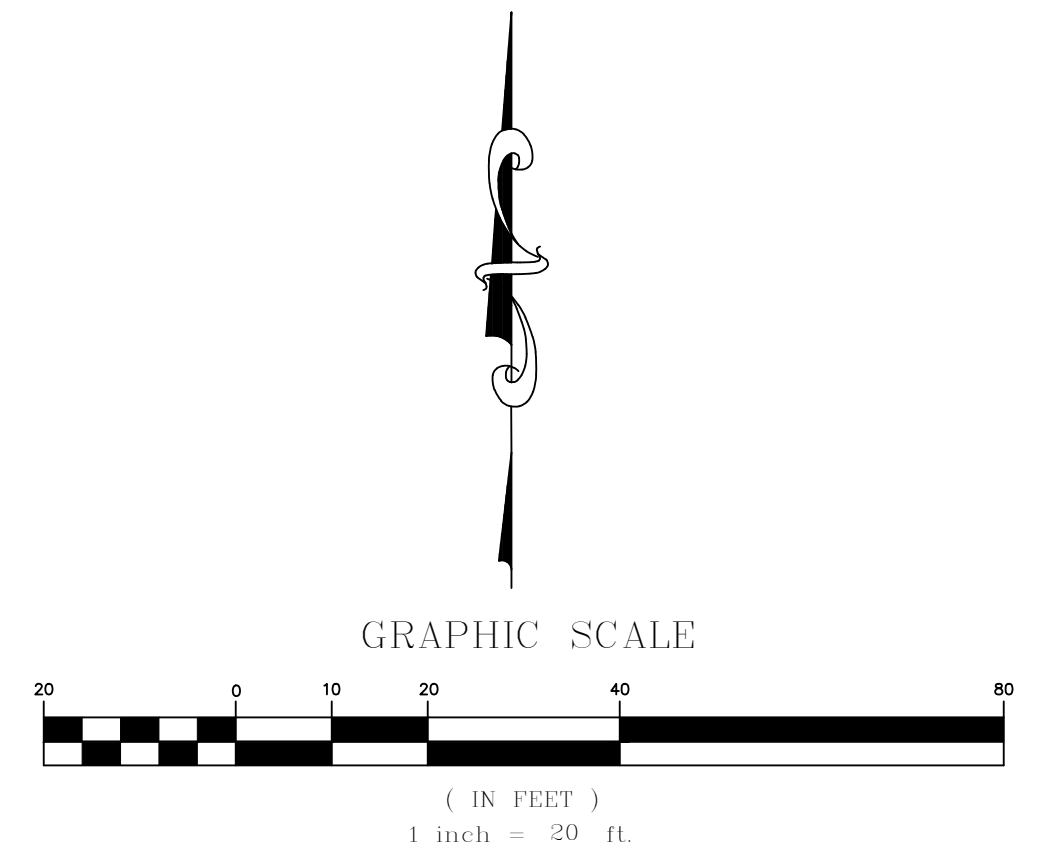
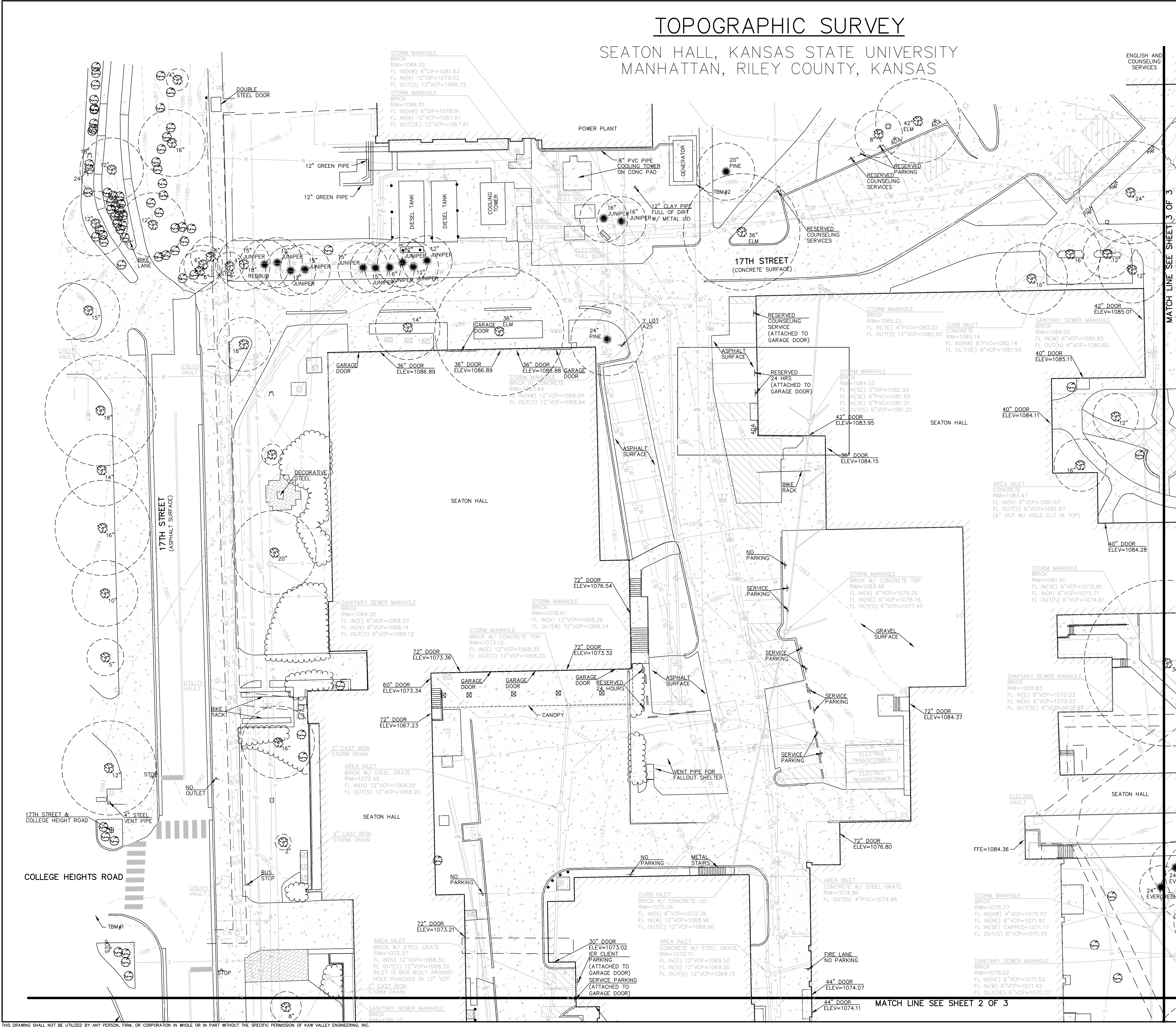
100% SCHEMATIC DESIGN REVIEW SET
 12.03.2014

AREA CALCULATIONS (GSF)

BNIM JOB NO: #14032	DRAWING NO: G003.1
EA JOB NO: #1414	

TOPOGRAPHIC SURVEY

SEATON HALL, KANSAS STATE UNIVERSITY MANHATTAN, RILEY COUNTY, KANSAS



ELECTRIC SERVICE
WESTAR
225 SETH CHILD ROAD
MANHATTAN, KANSAS 66502
RUSTY ALLISON
(785) 587-2326

WATER & SANITARY SEWER SERVICE
CITY OF MANHATTAN
1101 POINTZ AVENUE
MANHATTAN, KANSAS 66502
ROB PUGH
(785) 587-4532

GAS SERVICE
KANSAS GAS SERVICE
225 SETH CHILD ROAD
MANHATTAN, KANSAS 66502
BOB SAWYER
(785) 587-2324


TELEPHONE SERVICE
AT&T
220 E. 6TH STREET
TOPEKA, KANSAS 66603
GARY KNIGHT
(785) 276-5877

CABLE TELEVISION SERVICE
COX COMMUNICATIONS
931 SW HENDERSON
TOPEKA, KANSAS 66615
GLENN CALHOON
(785) 215-6705

UTILITY STATEMENT:
THE UNDERGROUND UTILITIES SHOWN HEREON ARE FROM FIELD SURVEY INFORMATION OF ONE-CALL LOCATED UTILITIES, FIELD SURVEY INFORMATION OF ABOVE GROUND OBSERVABLE EVIDENCE, AND/OR THE SCALING AND PLOTTING OF EXISTING UTILITY MAPS AND DRAWINGS AVAILABLE TO THE SURVEYOR AT THE TIME OF SURVEY. THE SURVEYOR MAKES NO GUARANTEE THAT THE UNDERGROUND UTILITIES SHOWN COMPRISE ALL SUCH UTILITIES IN THE AREA, EITHER IN SERVICE OR ABANDONED. FURTHERMORE, THE SURVEYOR DOES NOT WARRANT THAT THE UNDERGROUND UTILITIES SHOWN ARE IN THE EXACT LOCATION INDICATED ALTHOUGH HE DOES CERTIFY THAT THEY ARE LOCATED AS ACCURATELY AS POSSIBLE FROM INFORMATION AVAILABLE. THE SURVEYOR HAS NOT PHYSICALLY LOCATED THE UNDERGROUND UTILITIES BY EXCAVATION UNLESS OTHERWISE NOTED ON THIS SURVEY.



TOPOGRAPHIC SURVEY CERTIFICATION:
I, JASON R. LOADER, BEING A DULY LICENSED AND REGISTERED LAND SURVEYOR IN THE STATE OF KANSAS, HEREBY CERTIFY THAT THIS MAP OR PLAT AND THE SURVEY ON WHICH IT WAS BASED WAS MADE BY ME OR UNDER MY DIRECT SUPERVISION, AND IS CORRECT TO THE BEST OF MY BELIEF AND ABILITY. NO PROPERTY BOUNDARY SURVEY WAS PERFORMED AND THIS SURVEY DOES NOT REPRESENT NOR PURPORT TO BE A PROPERTY BOUNDARY SURVEY. DATE OF SURVEY: NOVEMBER 5, 2014



JASON R. LOADER
KANSAS RLS NO. 1482
loaderj@kveg.com

BENCHMARKS:
TBM #1: CHISELED SQUARE SET ON TOP OF CURB AT THE WEST END OF RADIUS, SOUTHWEST QUADRANT OF 17TH STREET AND COLLEGE HEIGHTS ROAD. ELEV=1081.22
TBM #2: CHISELED SQUARE SET ON THE SOUTHEAST CORNER OF A CONCRETE PAD WITH GENERATOR AT THE SOUTHEAST CORNER OF MECHANICS HALL/POWER PLANT. ELEV=1086.85
TBM #3: 1/2" BRASS ROD IN CONCRETE MONUMENT BOX. KSU NS1, E23 ELEV=1080.64
TBM #4: CHISELED SQUARE SET ON NORTHWEST CORNER OF CONCRETE PAD WITH ELECTRIC TRANSFORMER AT THE NORTHWEST CORNER OF ANDERSON HALL. ELEV=1078.34

2319 NORTH JACKSON | P.O. BOX 1304
JUNCTION CITY, KANSAS 66441
PH. (785) 762-5040 | FAX (785) 762-7744
jc@kveg.com | www.kveg.com

KAW VALLEY ENGINEERING

PREPARED FOR:
KSU PLANNING OFFICE
207 DYKSTRA HALL
MANHATTAN, KS 66506-0901

KAW VALLEY ENGINEERING, INC. IS AUTHORIZED TO
OFFER SURVEYING SERVICES BY KANSAS STATE
CERTIFICATE OF AUTHORIZATION NO. LS-20.
EXPIRES 12/31/14

PROJECT NO.	A14S7091
DRAWN BY	CKS
CHECKED BY	JRL
CFN	7091.TPO.
SHEET	1 OF 3

Kansas State University
Seaton Hall
Expansion/Renovation
Manhattan, Kansas

BNIM
enneed

KANSAS STATE UNIVERSITY

- Kansas State University** Owner
Office of Campus Planning & Facilities Management
202 Dykstra Hall
Manhattan, KS 66506
p/ 785.532.6377
- Enneed Architects** Architect
320 West 13th Street
New York, New York 10014
p/ 212.807.7171
- BNIM** Architect
1735 Baltimore Avenue, Suite 300
Kansas City, MO 64108
p/ 816.783.1500
- El Dorado Inc.** Architect
510 Avenida Cesar Chavez
Kansas City, MO 64108
p/ 816.474.3838
- Confluence** Landscape Architect
417 Delaware Street
Kansas City, MO 64105
p/ 816.531.2227
- Walter P. Moore** Structural
920 Main Street #10
Kansas City, MO 64105
p/ 816.701.2100
- Henderson Engineers Inc.** MEP
1819 Walnut St.
Kansas City, MO 64108
p/ 816.663.8700
- BG Consultants Inc.** Civil
4806 Du Lac Place
Manhattan, KS 66503
p/ 785.537.7488
- FP&C Consultants** Code
3770 Broadway
Kansas City, MO 64111
p/ 816.931.3377

Rev. #	Description	Date Issued

PRELIMINARY
NOT FOR
CONSTRUCTION

100% SCHEMATIC DESIGN REVIEW SET
12.03.2014

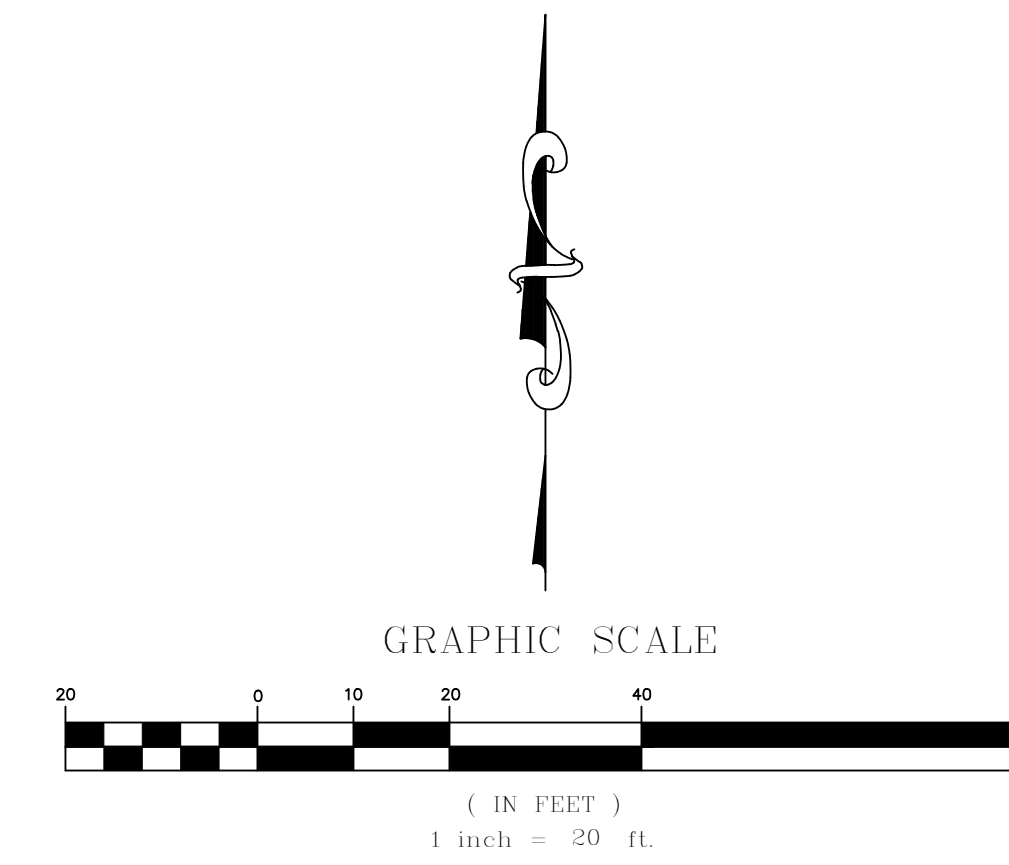
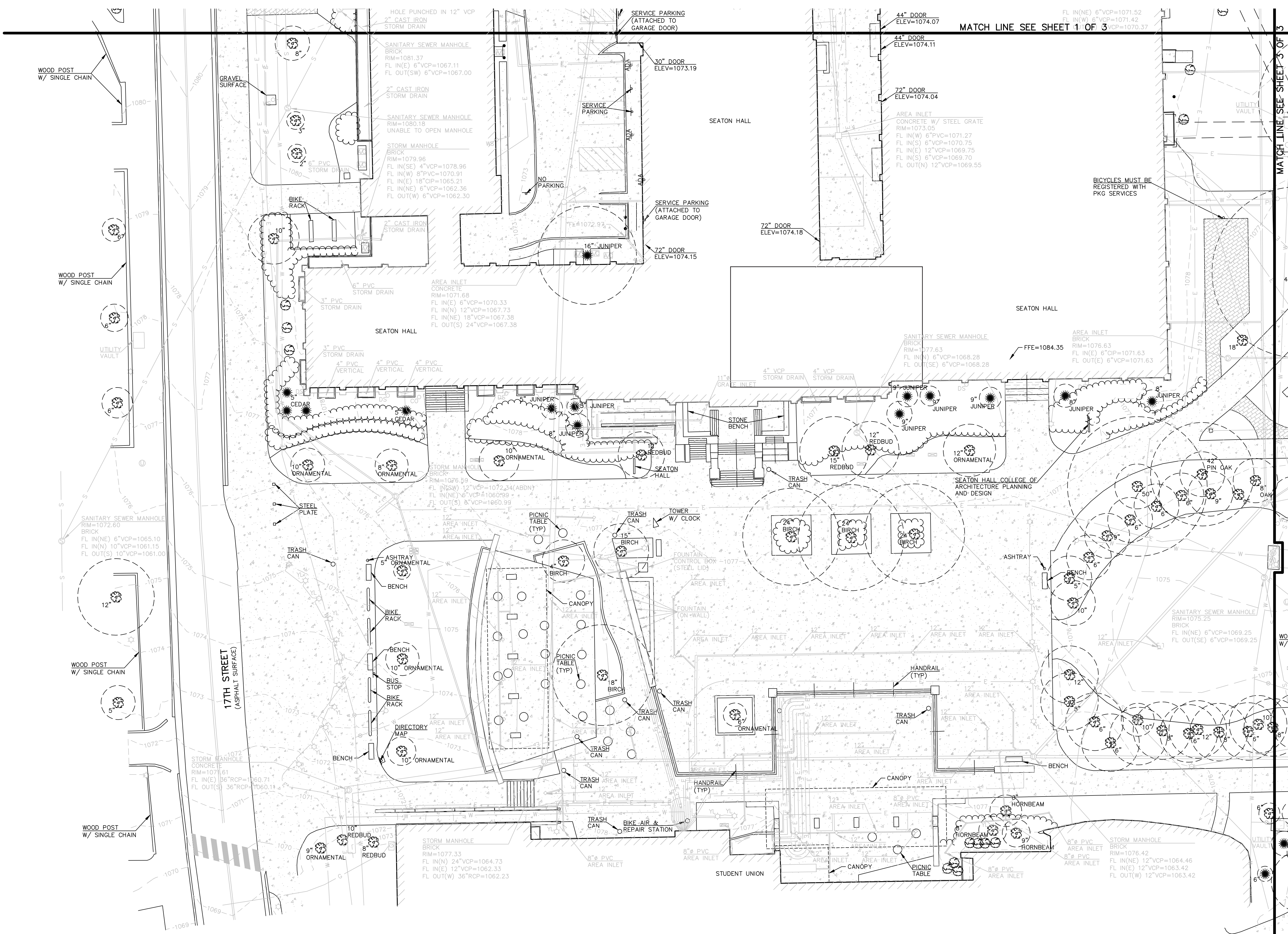
TOPOGRAPHIC SURVEY

BNIM JOB NO: #6032	DRAWING NO: TS001
EA JOB NO: #614	

12/22/2014 8:04:11 PM Copyright © 2008 BNIM Architects

TOPOGRAPHIC SURVEY

SEATON HALL, KANSAS STATE UNIVERSITY MANHATTAN, RILEY COUNTY, KANSAS




Kansas State University
Seaton Hall
Expansion/Renovation
Manhattan, Kansas



- Kansas State University** Owner
Office of Campus Planning & Facilities Management
202 Dykstra Hall
Manhattan, KS 66506
p/ 785.532.6377
- Ennead Architects** Architect
320 West 13th Street
New York, New York 10014
p/ 212.807.7171
- BNIM** Architect
1735 Baltimore Avenue, Suite 300
Kansas City, MO 64108
p/ 816.783.1900
- El Dorado Inc.** Architect
510 Avenida Cesar Chavez
Kansas City, MO 64108
p/ 816.474.3838
- Confluence** Landscape Architect
417 Delaware Street
Kansas City, MO 64105
p/ 816.531.7227
- Walter P. Moore** Structural
920 Main Street #10
Kansas City, MO 64105
p/ 816.701.2100
- Henderson Engineers Inc.** MEP
1619 Walnut St.
Kansas City, MO 64108
p/ 816.663.8700
- BG Consultants Inc.** Civil
4806 Du Lac Place
Manhattan, KS 66503
p/ 785.537.7486
- FP&C Consultants** Code
3770 Broadway
Kansas City, MO 64111
p/ 816.931.3377

Rev. #	Description	Date Issued



KAW VALLEY ENGINEERING

2319 NORTH JACKSON | P.O. BOX 1304
JUNCTION CITY, KANSAS 66441
PH. (785) 762-5040 | FAX (785) 762-7744
jc@kven.com | www.kven.com

PROJECT NO. **A14S7091**
DRAWN BY **CKS**
CHECKED BY **JRL**
CFN **7091TOPO**
SHEET **2 OF 3**

PREPARED FOR:
KSU PLANNING OFFICE
207 DYKSTRA HALL
MANHATTAN, KS 66506-0901

KAW VALLEY ENGINEERING, INC. IS AUTHORIZED TO
OFFER SURVEYING SERVICES BY KANSAS STATE
CERTIFICATE OF AUTHORIZATION NO. LS-20.
EXPIRES 12/31/14


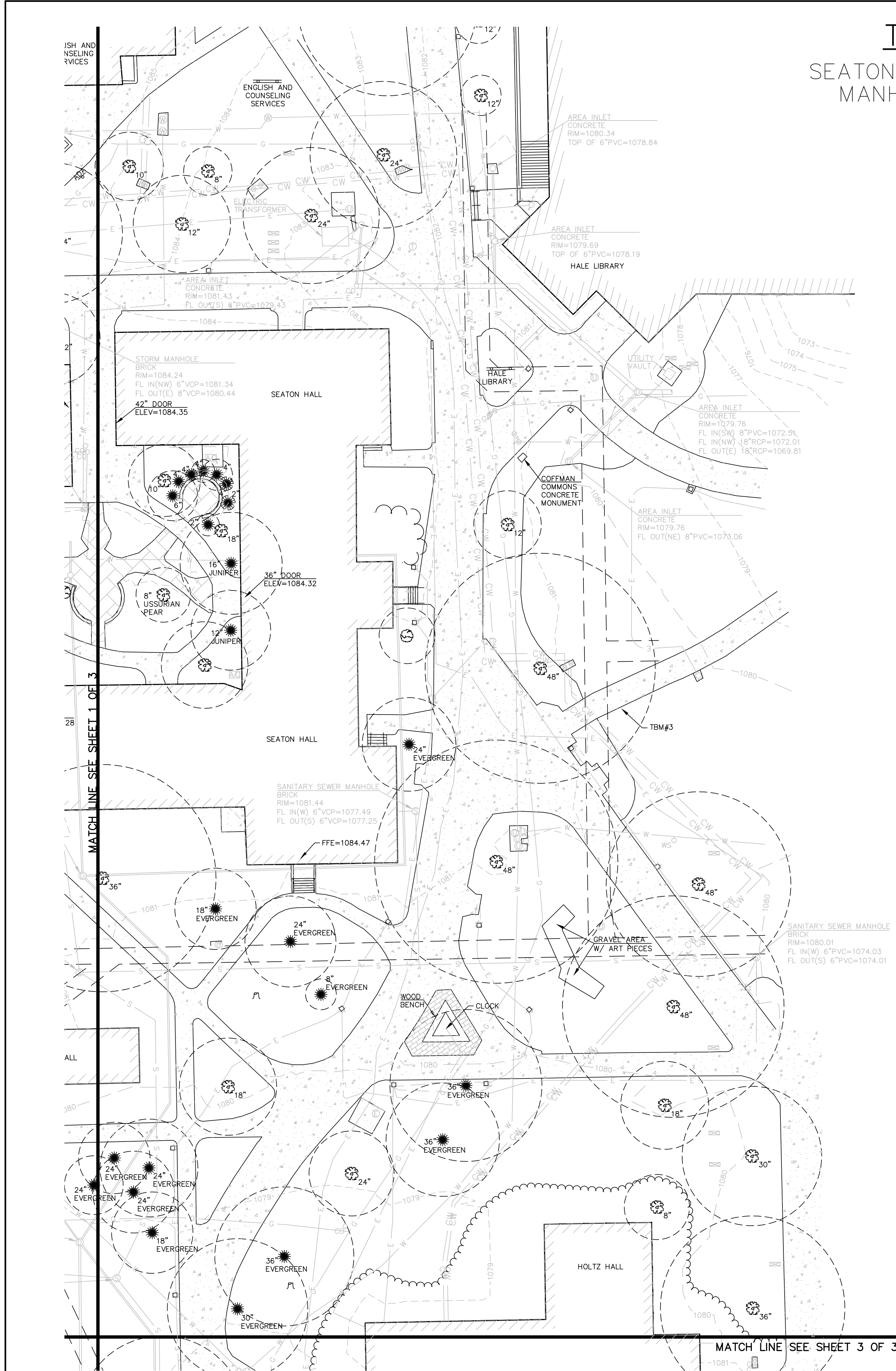
**PRELIMINARY
NOT FOR
CONSTRUCTION**

100% SCHEMATIC DESIGN REVIEW SET
12.03.2014

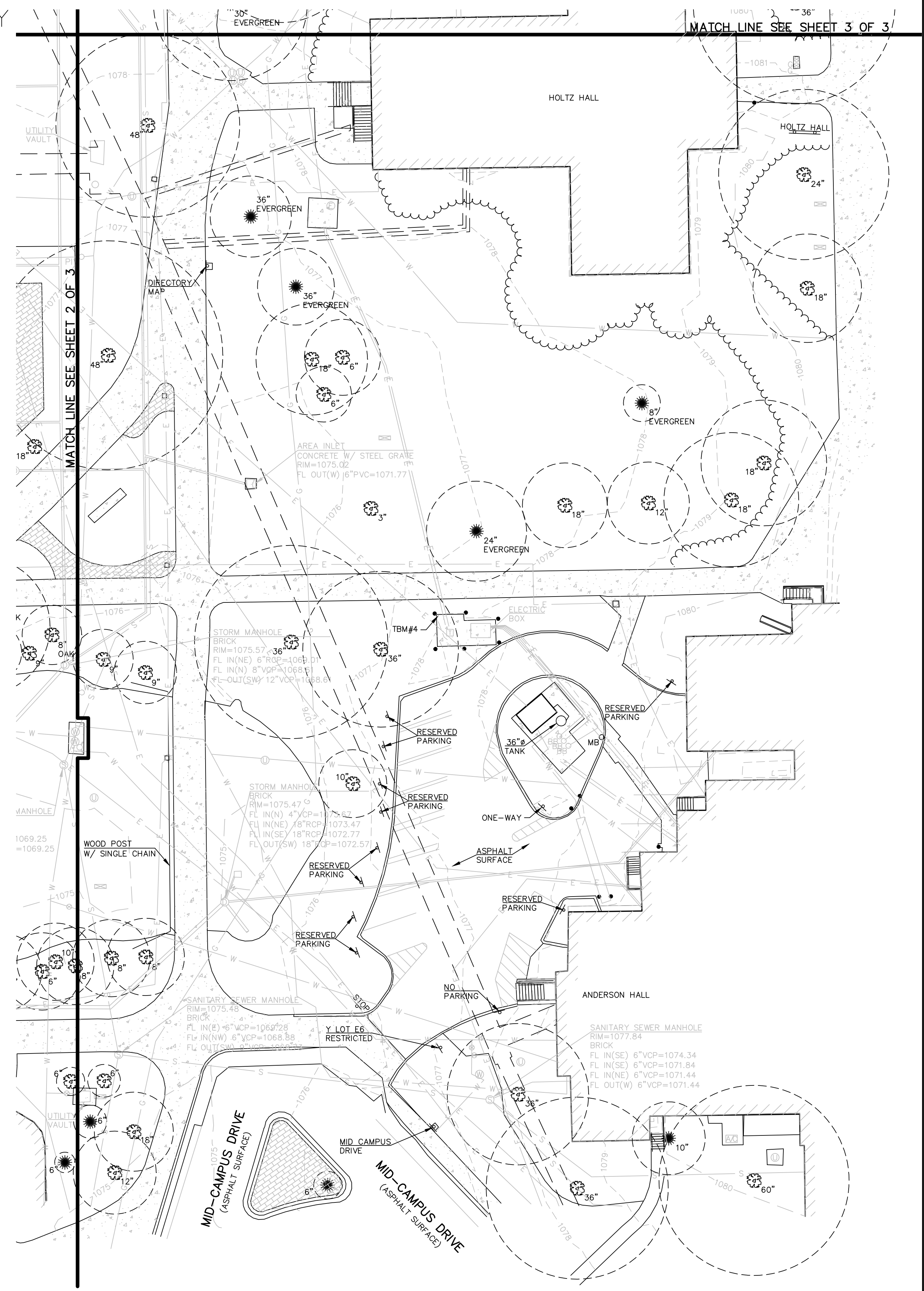
TOPOGRAPHIC SURVEY	
BNIM JOB NO: #1402	DRAWING NO.:
EA JOB NO: #1414	TS002

TOPOGRAPHIC SURVEY

SEATON HALL, KANSAS STATE UNIVERSITY MANHATTAN, RILEY COUNTY, KANSAS



- LEGEND**
- STREET SIGN
 - BUSINESS SIGN
 - STEEL BOLLARD
 - CANOPY SUPPORT
 - LIGHT POLE
 - YARD LIGHT
 - AIR CONDITIONING UNIT
 - ELECTRIC PEDESTAL
 - ELECTRIC TRANSFORMER
 - BREAKER BOX
 - UNDERGROUND ELECTRIC LINE
 - ELECTRIC MANHOLE
 - UTILITY MANHOLE
 - UNDERGROUND GAS LINE
 - GAS VALVE
 - GAS RISER
 - GAS METER
 - WATER LINE
 - CHILLED WATER LINE
 - WATER LINE GATE VALVE
 - WATER METER
 - FIRE HYDRANT
 - WATER MANHOLE
 - WATER SPIGOT
 - SPRINKLER CONTROL BOX
 - MONITOR WELL
 - SANITARY SEWER MANHOLE
 - SANITARY SEWER CLEAN-OUT
 - SANITARY SEWER LINE
 - STORM SEWER MANHOLE
 - DOWNSPOUT
 - TELEPHONE MANHOLE
 - UNDERGROUND TELEPHONE LINE
 - HANDICAP SIGN
 - DECIDUOUS TREE W/SIZE & DRILLING
 - CONIFEROUS TREE W/SIZE & DRILLING
 - BUSH LINE
 - BUSH
 - STUMP
 - MAILBOX
 - 1' CONTOUR INTERVAL
 - CONCRETE SURFACE
 - BRICK SURFACE
 - LANDSCAPE ROCK SURFACE
 - STEAM TUNNEL



KAW VALLEY ENGINEERING

2319 NORTH JACKSON | P.O. BOX 1304
JUNCTION CITY, KANSAS 66441
PH. (785) 762-5040 | FAX (785) 762-7744
jc@kveg.com | www.kveg.com

PROJECT NO. A14S7091	DRAWN BY CKS
CHECKED BY JRL	CFN 7091 TOPO
SHEET 3 OF 3	

PREPARED FOR:
KSU PLANNING OFFICE
207 DYKSTRA HALL
MANHATTAN, KS 66506-0901

KAW VALLEY ENGINEERING, INC. IS AUTHORIZED TO OFFER SURVEYING SERVICES BY KANSAS STATE CERTIFICATE OF AUTHORIZATION NO. LS-20. EXPIRES 12/31/14

THIS DRAWING SHALL NOT BE UTILIZED BY ANY PERSON, FIRM, OR CORPORATION IN WHOLE OR IN PART WITHOUT THE SPECIFIC PERMISSION OF KAW VALLEY ENGINEERING, INC.

Kansas State University
Seaton Hall
Expansion/Renovation
Manhattan, Kansas

BNIM
enneed

KANSAS STATE UNIVERSITY

- Kansas State University** Owner
Office of Campus Planning & Facilities Management
202 Dykstra Hall
Manhattan, KS 66506
p/ 785.532.6377
- Ennead Architects** Architect
320 West 13th Street
New York, New York 10014
p/ 212.807.7171
- BNIM** Architect
1735 Baltimore Avenue, Suite 300
Kansas City, MO 64108
p/ 816.783.1500
- El Dorado Inc.** Architect
510 Avenida Cesar Chavez
Kansas City, MO, 64108
p/ 816.474.3838
- Confluence** Landscape Architect
417 Delaware Street
Kansas City, MO 64105
p/ 816.531.2227
- Walter P. Moore** Structural
920 Main Street #10
Kansas City, MO 64105
p/ 816.701.2100
- Henderson Engineers Inc.** MEP
1819 Walnut St.
Kansas City, MO 64108
p/ 816.663.8700
- BG Consultants Inc.** Civil
4806 Du Lac Place
Manhattan, KS, 66503
p/ 785.537.7488
- FP&C Consultants** Code
3770 Broadway
Kansas City, MO, 64111
p/ 816.931.3377

Rev. #	Description	Date Issued

**PRELIMINARY
NOT FOR
CONSTRUCTION**

100% SCHEMATIC DESIGN REVIEW SET
12/03/2014

TOPOGRAPHIC SURVEY

BNIM JOB NO: #4932	DRAWING NO: TS003
EA JOB NO: #414	TS003

12/22/2014 8:04:14 PM Copyright © 2006 BNIM Architects



Kansas State University Owner
 Office of Campus Planning & Facilities Management
 202 Dykstra Hall
 Manhattan, KS 66506
 p/ 785.532.6377

Ennead Architects Architect
 320 West 13th Street
 New York, New York 10014
 p/ 212.807.7171

BNIM Architect
 1735 Baltimore Avenue, Suite 300
 Kansas City, MO 64108
 p/ 816.783.1500

El Dorado Inc. Architect
 510 Avenida Cesar Chavez
 Kansas City, MO 64108
 p/ 816.474.3638

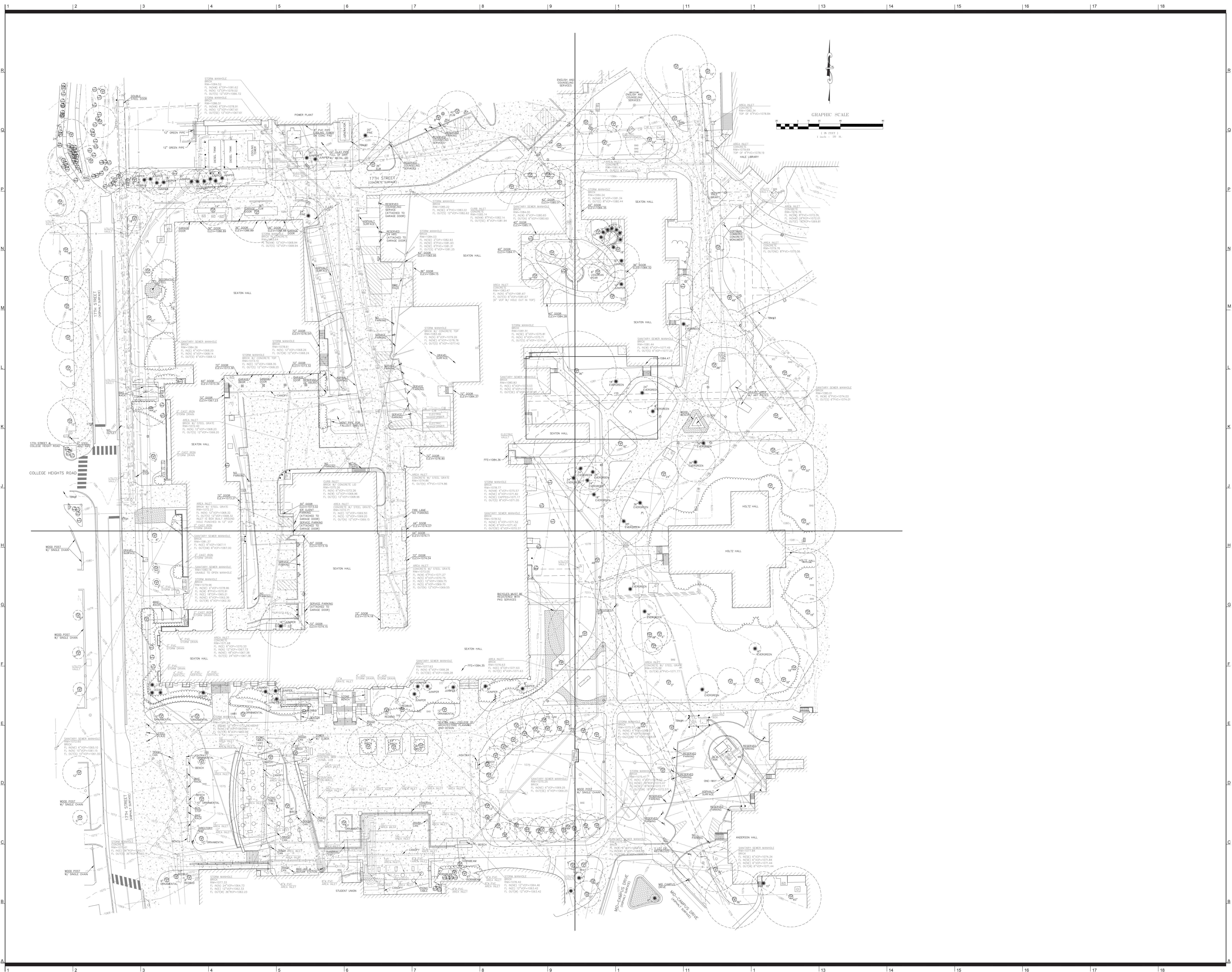
Confluence Landscape Architect
 417 Delaware Street
 Kansas City, MO 64105
 p/ 816.531.2227

Walter P. Moore Structural
 920 Main Street #10
 Kansas City, MO 64105
 p/ 816.701.1100

Henderson Engineers Inc. MEP
 1619 Walnut St.
 Kansas City, MO 64108
 p/ 816.663.8700

BG Consultants Inc. Civil
 4805 Du Lac Place
 Manhattan, KS, 66503
 p/ 785.537.7488

FP&C Consultants Code
 3770 Broadway
 Kansas City, MO 64111
 p/ 816.931.3377



Rev. #	Description	Date Issued

PRELIMINARY
NOT FOR
CONSTRUCTION

100% SCHEMATIC DESIGN REVIEW SET
 12.03.2014

TOPOGRAPHIC SURVEY	
BNIM JOB NO. #16032	DRAWING NO. TS004
EA JOB NO. #1614	



Kansas State University Owner
 Office of Campus Planning & Facilities Management
 202 Dykstra Hall
 Manhattan, KS 66506
 p/ 785.532.6377

Ennead Architects Architect

BNIM Architect
 City, MO 64108
 p/ 816.783.1500

El Dorado Inc. Architect
 510 Avenida Cesar Chavez
 Kansas City, MO, 64108
 p/ 816.474.3838

Confluence Landscape Architect
 417 Delaware Street
 Kansas City, MO 64105
 p/ 816.531.7227

Walter P. Moore Structural
 920 Main Street #10
 Kansas City, MO 64105
 p/ 816.701.2100

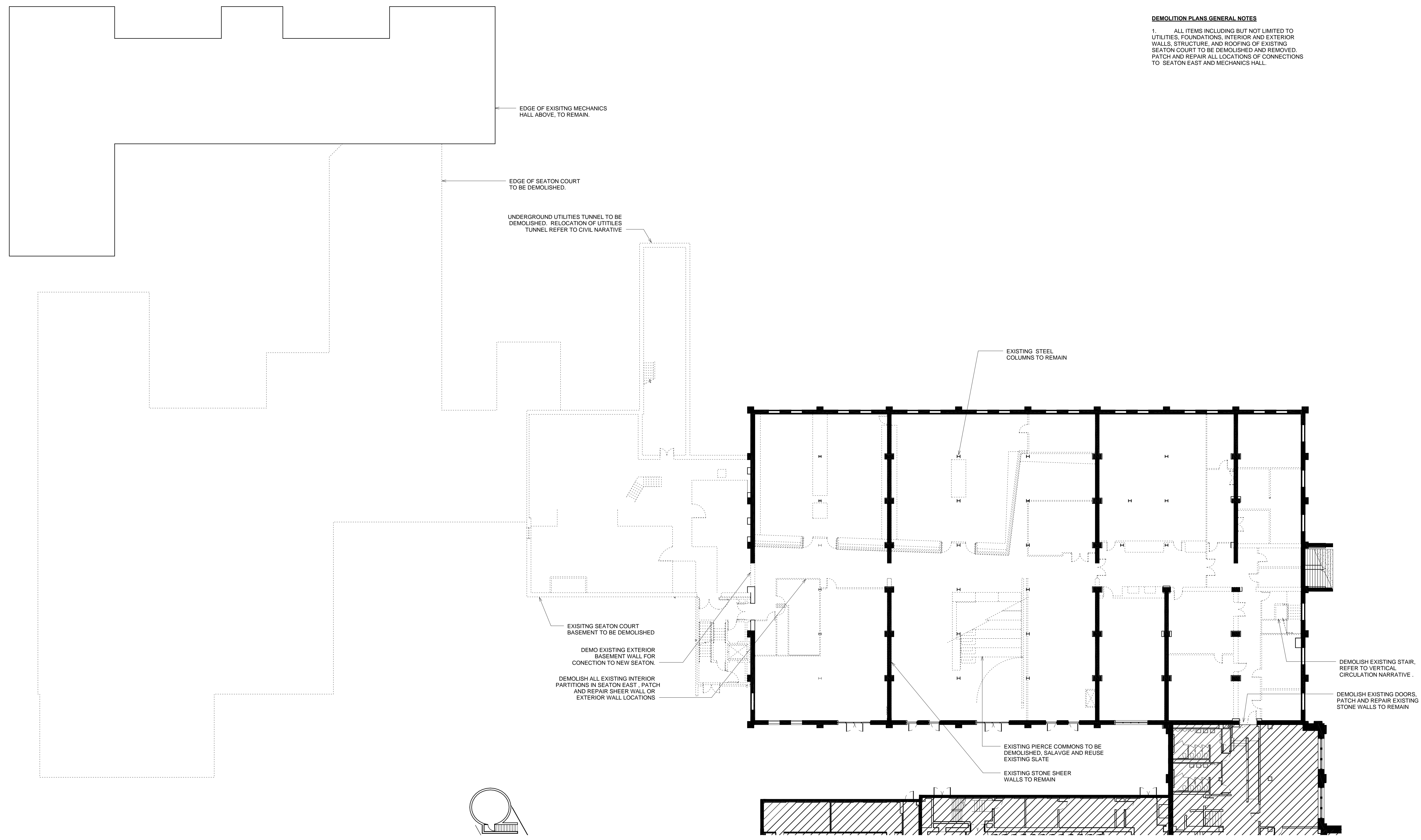
Henderson Engineers Inc. MEP
 1619 Walnut St.
 Kansas City, MO 64108
 p/ 816.663.8700

BG Consultants Inc. Civil
 4806 Du Lac Place
 Manhattan, KS, 66503
 p/ 785.537.7488

FP&C Consultants Code
 3770 Broadway
 Kansas City, MO, 64111
 p/ 816.931.3377

DEMOLITION PLANS GENERAL NOTES

1. ALL ITEMS INCLUDING BUT NOT LIMITED TO UTILITIES, FOUNDATIONS, INTERIOR AND EXTERIOR WALLS, STRUCTURE, AND ROOFING OF EXISTING SEATON COURT TO BE DEMOLISHED AND REMOVED. PATCH AND REPAIR ALL LOCATIONS OF CONNECTIONS TO SEATON EAST AND MECHANICS HALL.



A1 BASEMENT OVERALL PLAN
 1/16" = 1'-0" RE: A1/202

Rev. #	SD Submission	12/03/2014

100% SCHEMATIC DESIGN REVIEW SET
 12.03.2014

FLOOR DEMOLITION PLANS

#14032	DRAWING NO:
EA JOB NO	D100
#1414	



Kansas State University Owner
Office of Campus Planning & Facilities Management
202 Dykstra Hall
Manhattan, KS 66506
p/ 785.532.6377

Ennead Architects Architect
320 West 13th Street
New York, New York 10014
p/ 212.807.7171

BNIM Architect
1725 Baltimore Avenue, Suite 300
Kansas City, MO 64108
p/ 816.783.1500

El Dorado Inc. Architect
510 Avenida Cesar Chavez
Kansas City, MO, 64108
p/ 816.474.3838

Confluence Landscape Architect
417 Delaware Street
Kansas City, MO 64105
p/ 816.531.7227

Walter P. Moore Structural
920 Main Street #10
Kansas City, MO 64105
p/ 816.701.2100

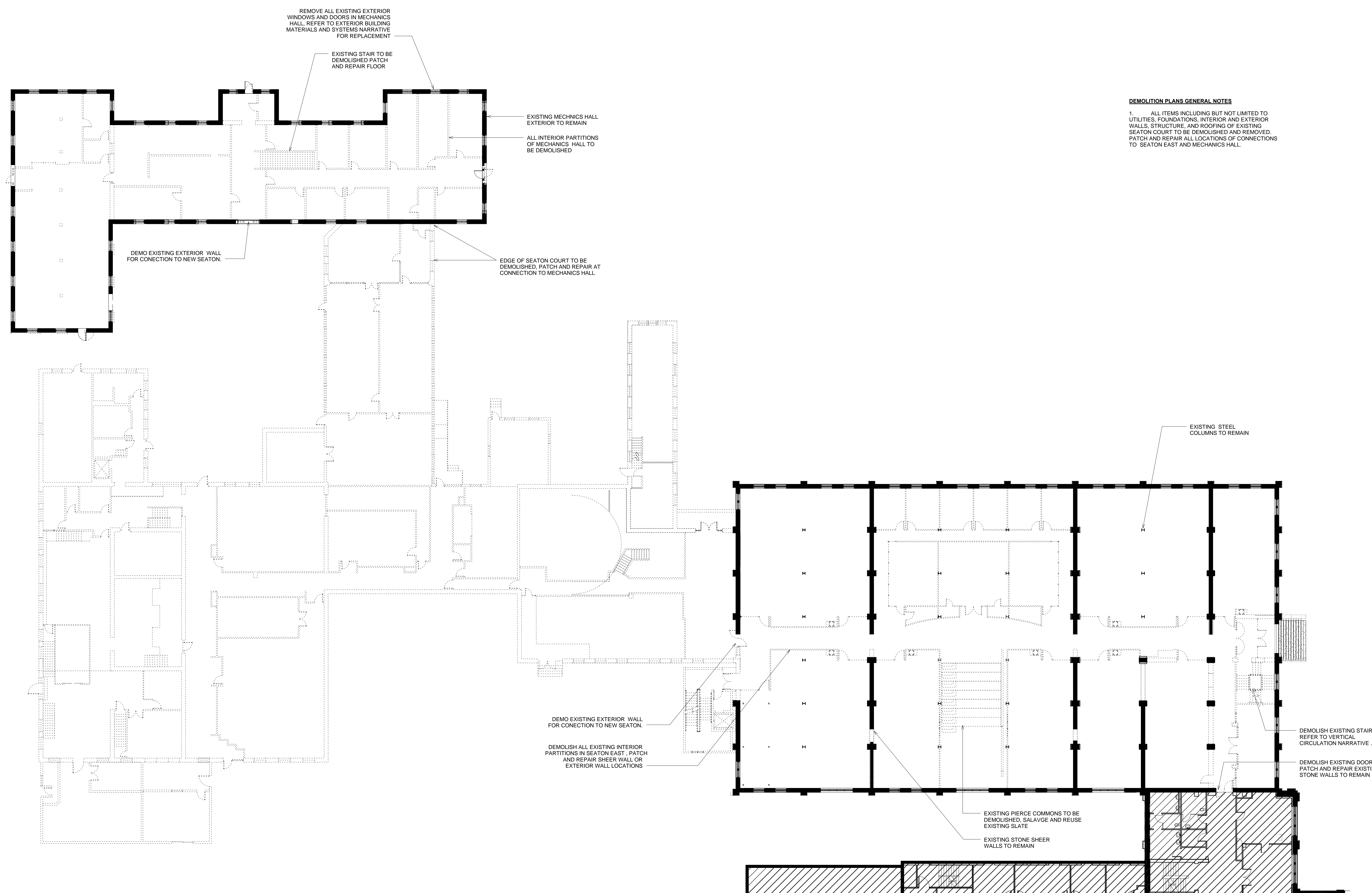
Henderson Engineers Inc. MEP
1619 Walnut St.
Kansas City, MO 64108
p/ 816.663.8700

BG Consultants Inc. Civil
4806 Du Lac Place
Manhattan, KS, 66503
p/ 785.537.7488

FP&C Consultants Code
3770 Broadway
Kansas City, MO, 64111
p/ 816.931.3377

DEMOLITION PLANS GENERAL NOTES

1. ALL ITEMS INCLUDING BUT NOT LIMITED TO UTILITIES, FOUNDATIONS, INTERIOR AND EXTERIOR WALLS, STRUCTURE, AND ROOFING OF EXISTING SEATON COURT TO BE DEMOLISHED AND REMOVED. PATCH AND REPAIR ALL LOCATIONS OF CONNECTIONS TO SEATON EAST AND MECHANICS HALL.



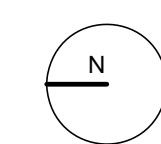
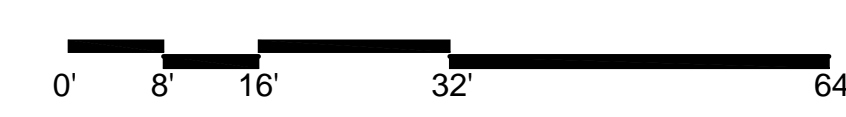
Rev. # SD Submission 12/03/2014

**PRELIMINARY
NOT FOR
CONSTRUCTION**

100% SCHEMATIC DESIGN REVIEW SET
12.03.2014

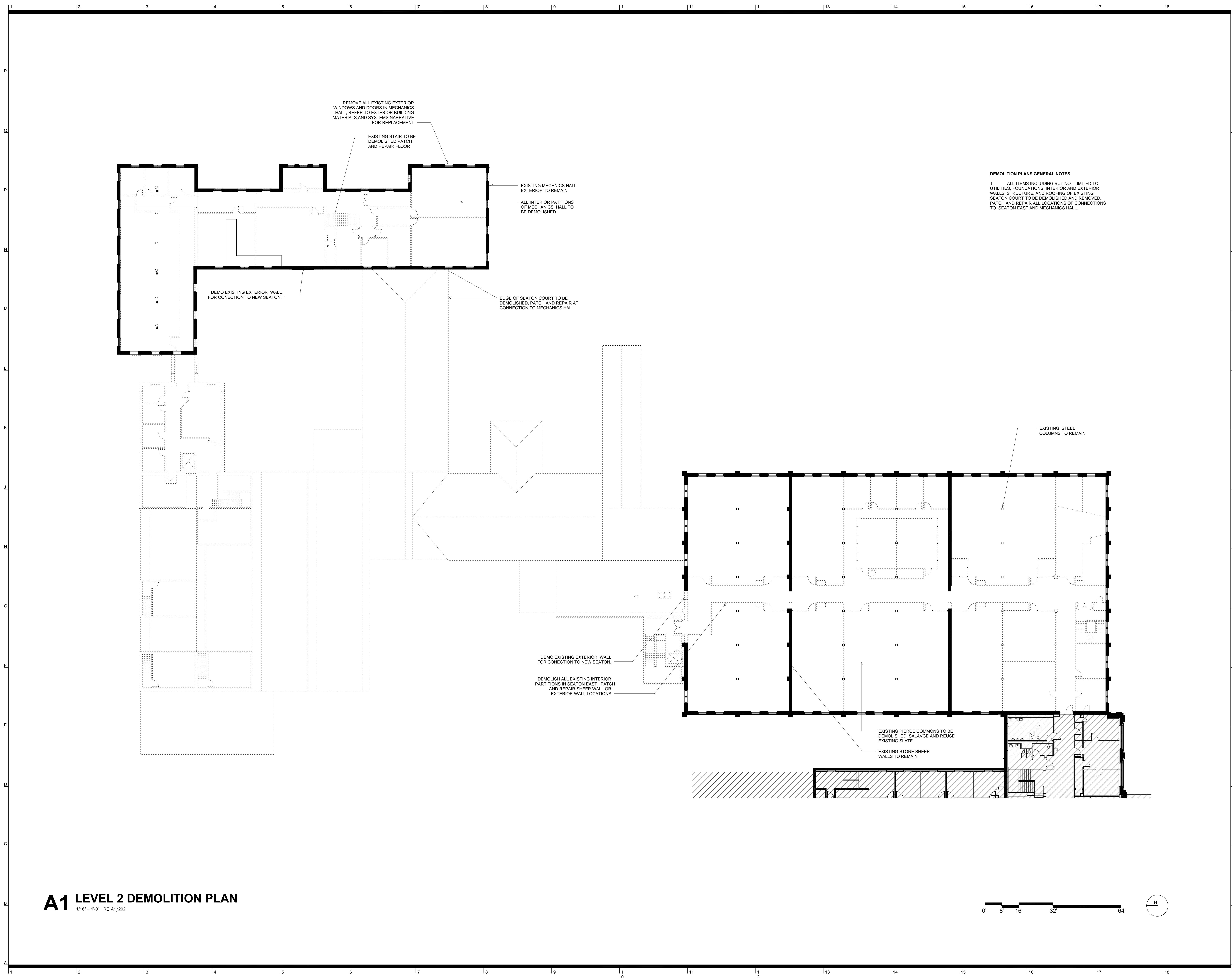
A1 LEVEL 1 DEMOLITION PLAN

1/16" = 1'-0" RE:A1/202



FLOOR DEMOLITION PLANS

ENR JOB NO: #14032	DRAWING NO: D101
EA JOB NO: #1414	



DEMOLITION PLANS GENERAL NOTES

1. ALL ITEMS INCLUDING BUT NOT LIMITED TO UTILITIES, FOUNDATIONS, INTERIOR AND EXTERIOR WALLS, STRUCTURE, AND ROOFING OF EXISTING SEATON COURT TO BE DEMOLISHED AND REMOVED. PATCH AND REPAIR ALL LOCATIONS OF CONNECTIONS TO SEATON EAST AND MECHANICS HALL.

A1 LEVEL 2 DEMOLITION PLAN
 1/16" = 1'-0" RE:A1/202



Kansas State University
Seaton Hall
Expansion/Renovation
 Manhattan, Kansas

APDESIGN **BNIM ennead**

KANSAS STATE UNIVERSITY

- Kansas State University** Owner
 Office of Campus Planning & Facilities Management
 202 Dykstra Hall
 Manhattan, KS 66506
 p/ 785.532.6377
- Ennead Architects** Architect
 320 West 13th Street
 New York, New York 10014
 p/ 212.807.7171
- BNIM** Architect
 1725 Baltimore Avenue, Suite 300
 Kansas City, MO 64108
 p/ 816.783.1500
- El Dorado Inc.** Architect
 510 Avenida Cesar Chavez
 Kansas City, MO, 64108
 p/ 816.474.3838
- Confluence** Landscape Architect
 417 Delaware Street
 Kansas City, MO 64105
 p/ 816.531.7227
- Walter P. Moore** Structural
 920 Main Street #10
 Kansas City, MO 64105
 p/ 816.701.2100
- Henderson Engineers Inc.** MEP
 1619 Walnut St.
 Kansas City, MO 64108
 p/ 816.663.8700
- BG Consultants Inc.** Civil
 4806 Du Lac Place
 Manhattan, KS, 66503
 p/ 785.537.7488
- FP&C Consultants** Code
 3770 Broadway
 Kansas City, MO, 64111
 p/ 816.931.3377

Rev. #	SD Submission	12/03/2014

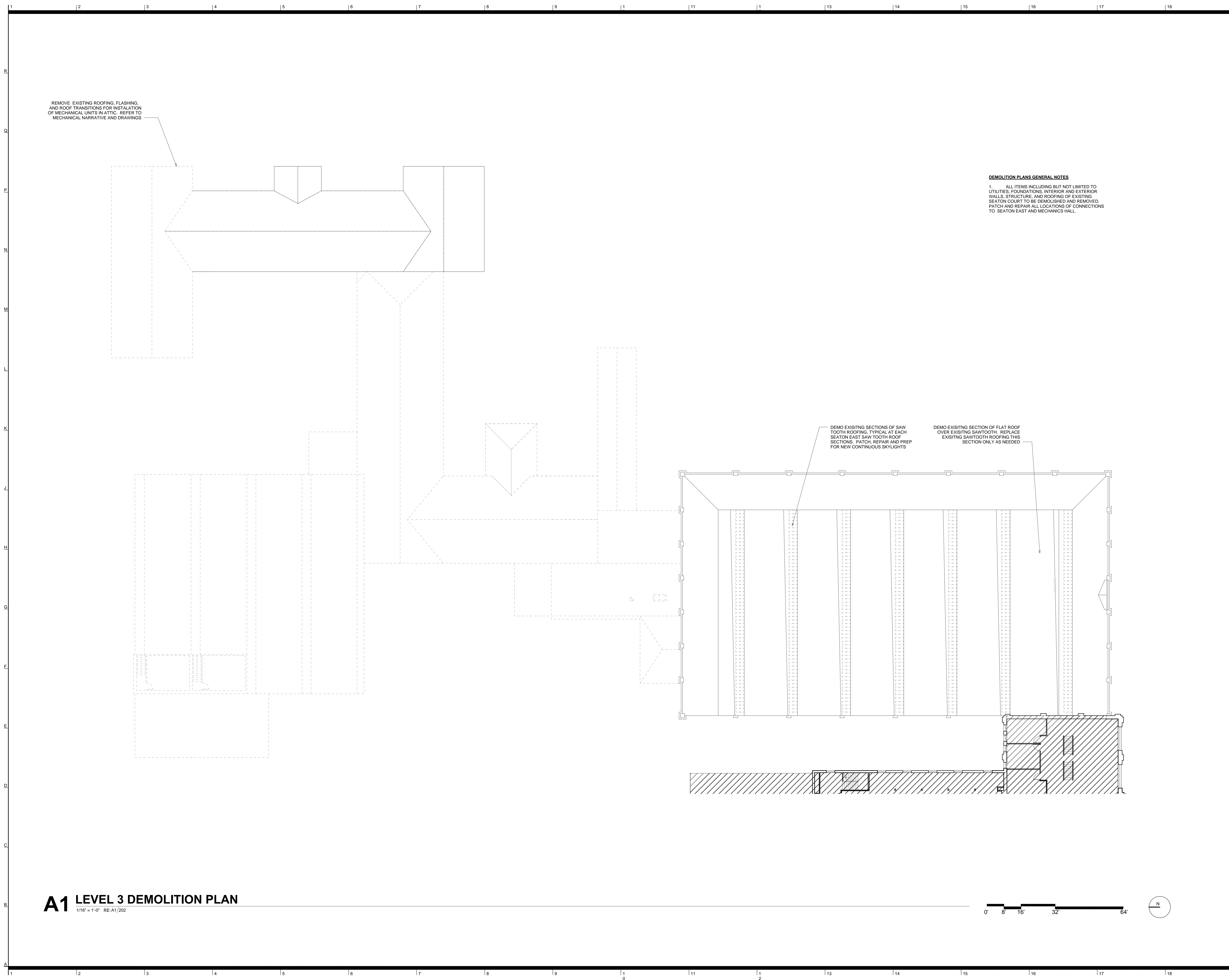
PRELIMINARY
NOT FOR
CONSTRUCTION

100% SCHEMATIC DESIGN REVIEW SET
 12.03.2014

FLOOR DEMOLITION PLANS

ENR JOB NO: #14032	DRAWING NO: D102
EA JOB NO: #1414	

12/2/2014 10:39:31 PM Copyright © 2008 BNIM Architects

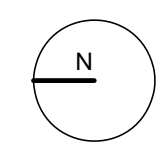
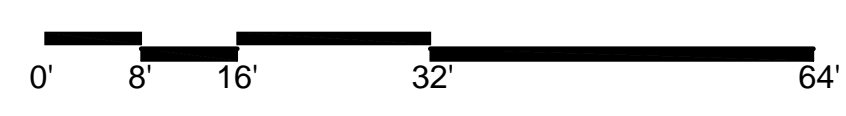


DEMOLITION PLANS GENERAL NOTES

1. ALL ITEMS INCLUDING BUT NOT LIMITED TO UTILITIES, FOUNDATIONS, INTERIOR AND EXTERIOR WALLS, STRUCTURE, AND ROOFING OF EXISTING SEATON COURT TO BE DEMOLISHED AND REMOVED. PATCH AND REPAIR ALL LOCATIONS OF CONNECTIONS TO SEATON EAST AND MECHANICS HALL.

A1 LEVEL 3 DEMOLITION PLAN

1/16" = 1'-0" RE:A1/202



Kansas State University
Seaton Hall
Expansion/Renovation
 Manhattan, Kansas



- Kansas State University** Owner
Office of Campus Planning & Facilities Management
222 Dykstra Hall
Manhattan, KS 66506
p/ 785.532.6377
- Ennead Architects** Architect
320 West 13th Street
New York, New York 10014
p/ 212.307.7171
- BNIM** Architect
1735 Baltimore Avenue, Suite 300
Kansas City, MO 64108
p/ 816.763.1500
- El Dorado Inc.** Architect
510 Avenida Cesar Chavez
Kansas City, MO, 64108
p/ 816.474.3838
- Confluence** Landscape Architect
417 Delaware Street
Kansas City, MO 64105
p/ 816.531.7227
- Walter P. Moore** Structural
920 Main Street #10
Kansas City, MO 64105
p/ 816.701.2100
- Henderson Engineers Inc.** MEP
1619 Walnut St.
Kansas City, MO 64108
p/ 816.663.8700
- BG Consultants Inc.** Civil
4806 Du Lac Place
Manhattan, KS, 66503
p/ 785.537.7488
- FP&C Consultants** Code
3770 Broadway
Kansas City, MO, 64111
p/ 816.931.3377

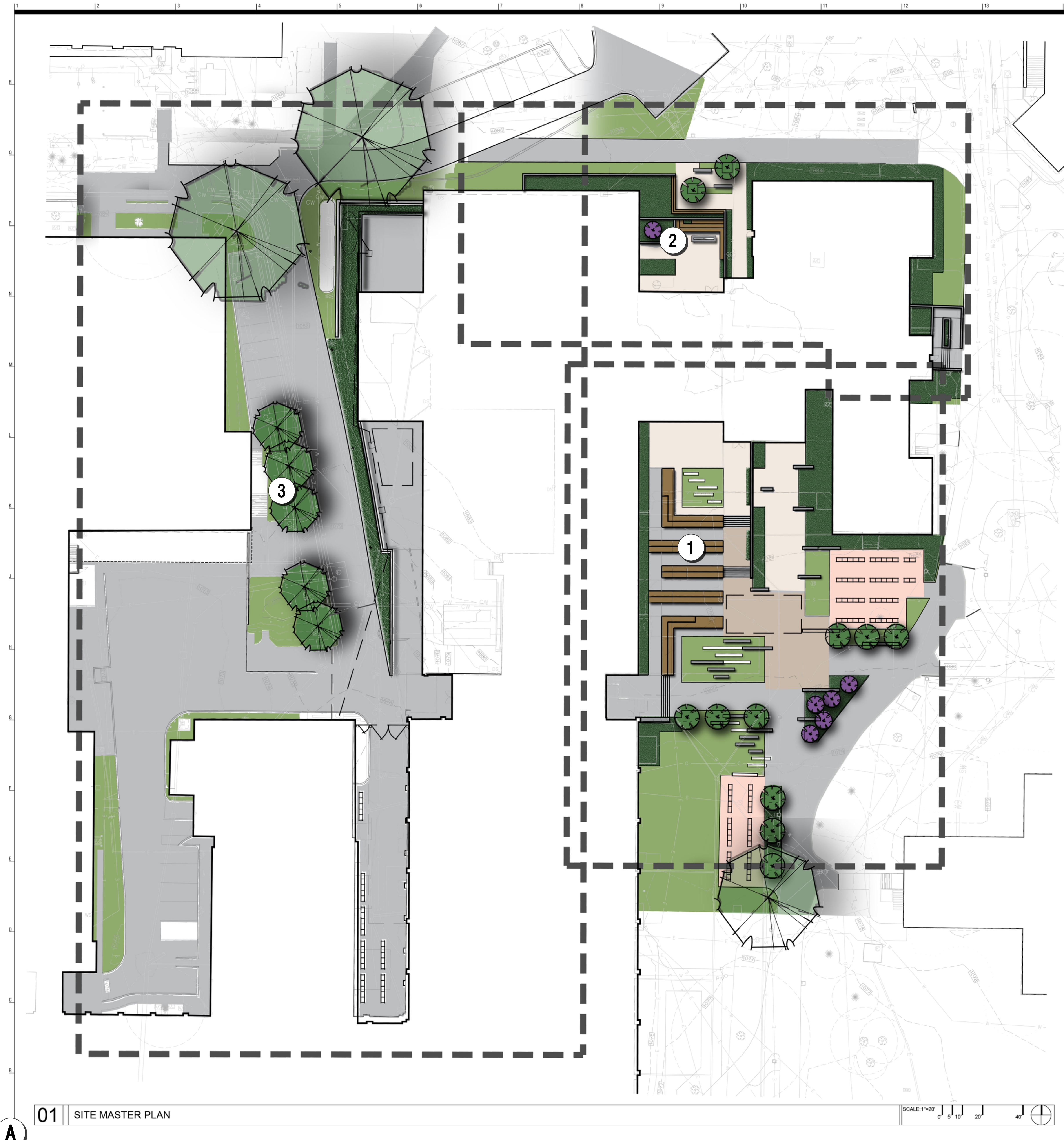
Rev. #	SD Submission	12/03/2014
--------	---------------	------------

PRELIMINARY
NOT FOR
CONSTRUCTION

100% SCHEMATIC DESIGN REVIEW SET
 12.03.2014

FLOOR DEMOLITION PLANS

BNIM JOB NO: #14032	DRAWING NO: D103
EA JOB NO: #1414	



LEGEND

- ① SOUTH COURTYARD
- ② NORTH COURTYARD + EAST FACADE
- ③ FAB LAB + ALLEY AREA

Kansas State University
Seaton Hall
Expansion/Renovation
Manhattan, Kansas



Owner
Kansas State University
Office of Campus Planning & Facilities Management
202 Dykstra Hall
Manhattan, KS 66506
p/ 785.532.6377

Architect
Ennead Architects
300 West 13th Street
New York, New York 10014
p/ 212.807.7171

Architect
BNIM
1725 Baltimore Avenue, Suite 300
Kansas City, MO 64108
p/ 816.763.1500

Architect
EJ D'Amico Inc.
310 Avenue Cesar Chavez
Kansas City, MO, 64108
p/ 816.474.3308

Landscape Architect
Cofrancesco
417 Delaware Street
Kansas City, MO 64105
p/ 816.531.7227

Structural
Walker P. Moore
8200 Main Street #10
Kansas City, MO 64105
p/ 816.701.2100

MEP
Henderson Engineers Inc.
1619 Walnut St
Kansas City, MO 64108
p/ 816.963.8700

Civil
R&C Consultants Inc.
4808 Du Lac Place
Manhattan, KS, 66503
p/ 785.537.7488

Sustainability
Transolar
134 Spring Street Suite 601
New York, New York, 10012
p/ 212.219.2255

Code
EP&C Consultants
3710 Broadway
Kansas City, MO, 64111
p/ 816.931.3377

Rev. #	Description	Date Issued

Seal

**PRELIMINARY
NOT FOR
CONSTRUCTION**

**100% SCHEMATIC
DESIGN**

SITE MASTER PLAN

BNIM JOB NO:
#14032

EA JOB NO:
#1414

**2.1-0
SP2.1**

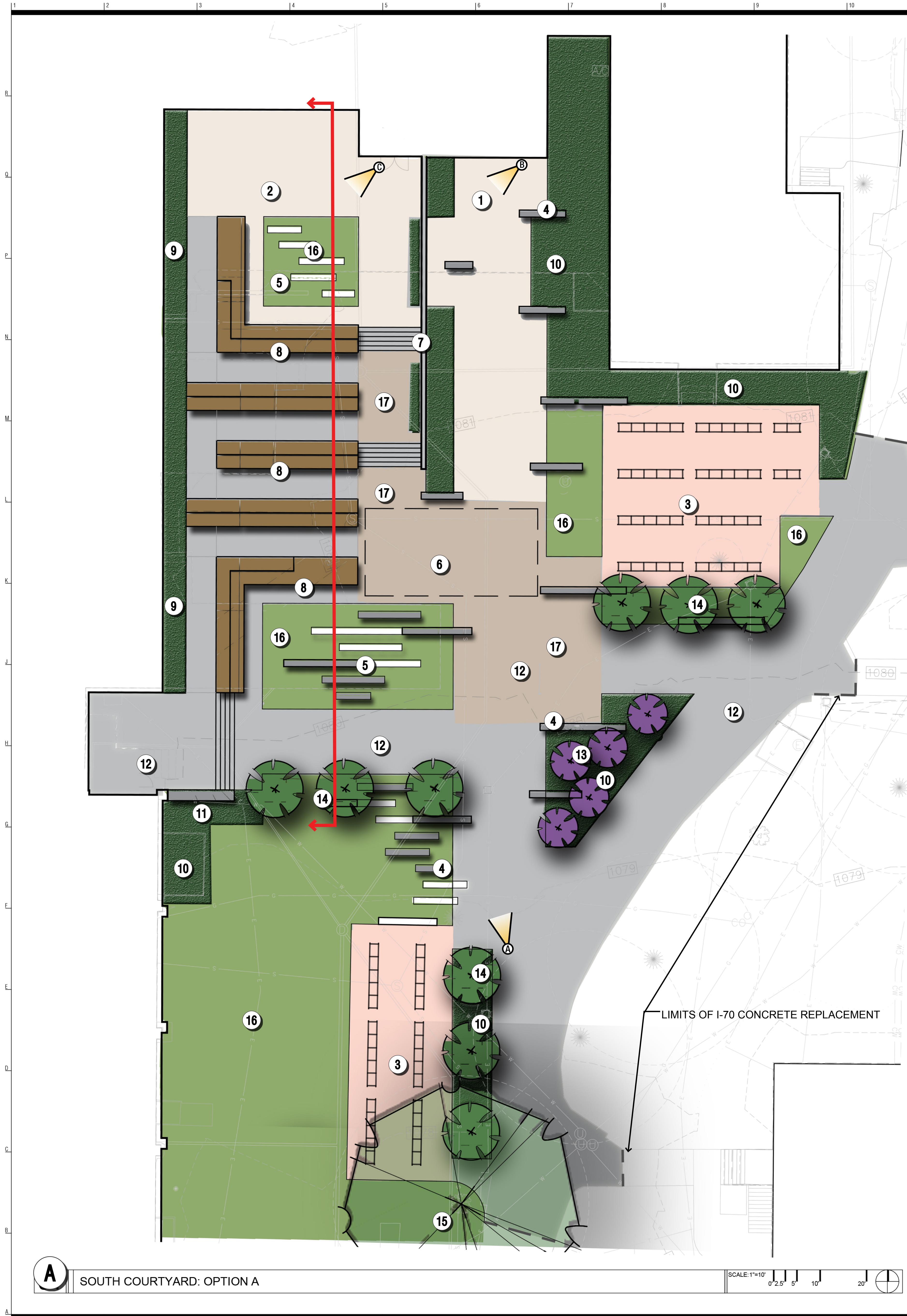
11/18/2014 3:28:45 PM

01 | SITE MASTER PLAN

SCALE: 1"=20'

0' 5' 10' 20' 40'

A



LEGEND

- ① GRANITE PAVER "JEWEL" ENTRY PLAZA
- ② GRANITE PAVER COURTYARD PAVING
- ③ PERMEABLE PAVER BIKE PARKING
- ④ GRANITE/STONE VENEER SEAT WALLS - VENEER TO MATCH ARCHITECTURE
- ⑤ LIMESTONE PAVEMENT ACCENT BANDING
- ⑥ UNDERGROUND STORMWATER DETENTION CELL: REF: CIVIL INFORMATION
- ⑦ LIBRARY FACADE/LIMESTONE COURTYARD RETAINING WALL WITH STAINLESS STEEL RAILING
- ⑧ POURED IN PLACE CONCRETE RETAINING TERRACE WALLS WITH IPE WOOD VENEER
- ⑨ RAINWATER HARVESTING PLANTING BEDS
- ⑩ LANDSCAPE PLANTING BEDS
- ⑪ LINK ENTRY STAIRS WITH COTTONWOOD LIMESTONE VENEER CHEEK WALLS
- ⑫ CONCRETE WALKWAY/PLAZA PAVING
- ⑬ ORNAMENTAL TREE GROVE
- ⑭ CANOPY TREES
- ⑮ EXISTING CANOPY TO REMAIN
- ⑯ TURF
- ⑰ CONCRETE/GRANITE PAVING MIX



A AERIAL PERSPECTIVE FROM THE SOUTH



B "JEWEL" ENTRY OVERLOOK

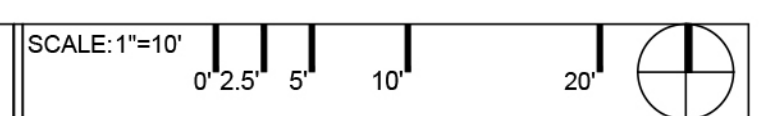


C BASEMENT LEVEL LIBRARY EXIT VIEW



SECTION A: LOOKING WEST

A SOUTH COURTYARD: OPTION A



Kansas State University Office of Campus Planning & Facilities Management 202 Twinkle Hall Manhattan, KS 66506 p/ 785.537.6377	Owner
Ernst Architects 320 West 13th Street New York, New York 10014 p/ 212.607.7171	Architect
BNIM 1735 Baltimore Avenue, Suite 300 Kansas City, MO 64108 p/ 816.382.1500	Architect
El Dorado Inc. 510 Avenida Cesar Chavez Kansas City, MO 64108 p/ 816.474.3838	Architect
Confluence 417 Delaware Street Kansas City, MO 64105 p/ 816.531.7227	Landscape Architect
Walter P. Moore 320 Main Street #110 Kansas City, MO 64105 p/ 816.701.2100	Structural
Handerson Engineers Inc. 1513 Walnut St. Kansas City, MO 64108 p/ 816.663.8700	M.E.P.
GG Consultants Inc. 4806 Du Lac Place Manhattan, KS 66503 p/ 785.537.7488	Civil
Transposar 134 Spring Street Suite 601 New York, New York, 10012 p/ 212.219.2925	Sustainability
EP&C Consultants 3770 Broadway Kansas City, MO, 64111 p/ 816.531.3377	Code

Rev. #	Description	Date Issued

**PRELIMINARY
NOT FOR
CONSTRUCTION**

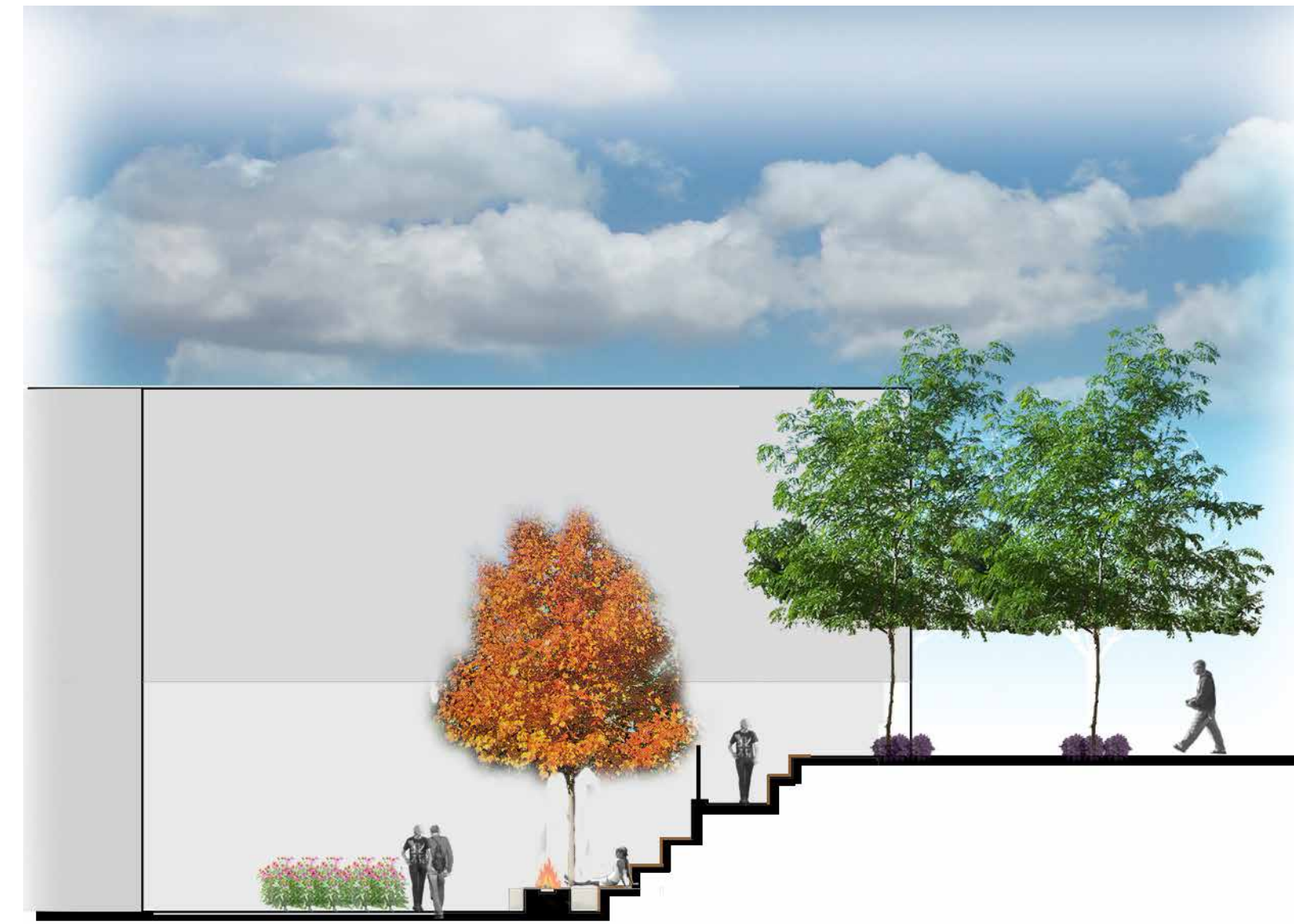
**100% SCHEMATIC
DESIGN**

SOUTH COURTYARD
DRAWING TITLE

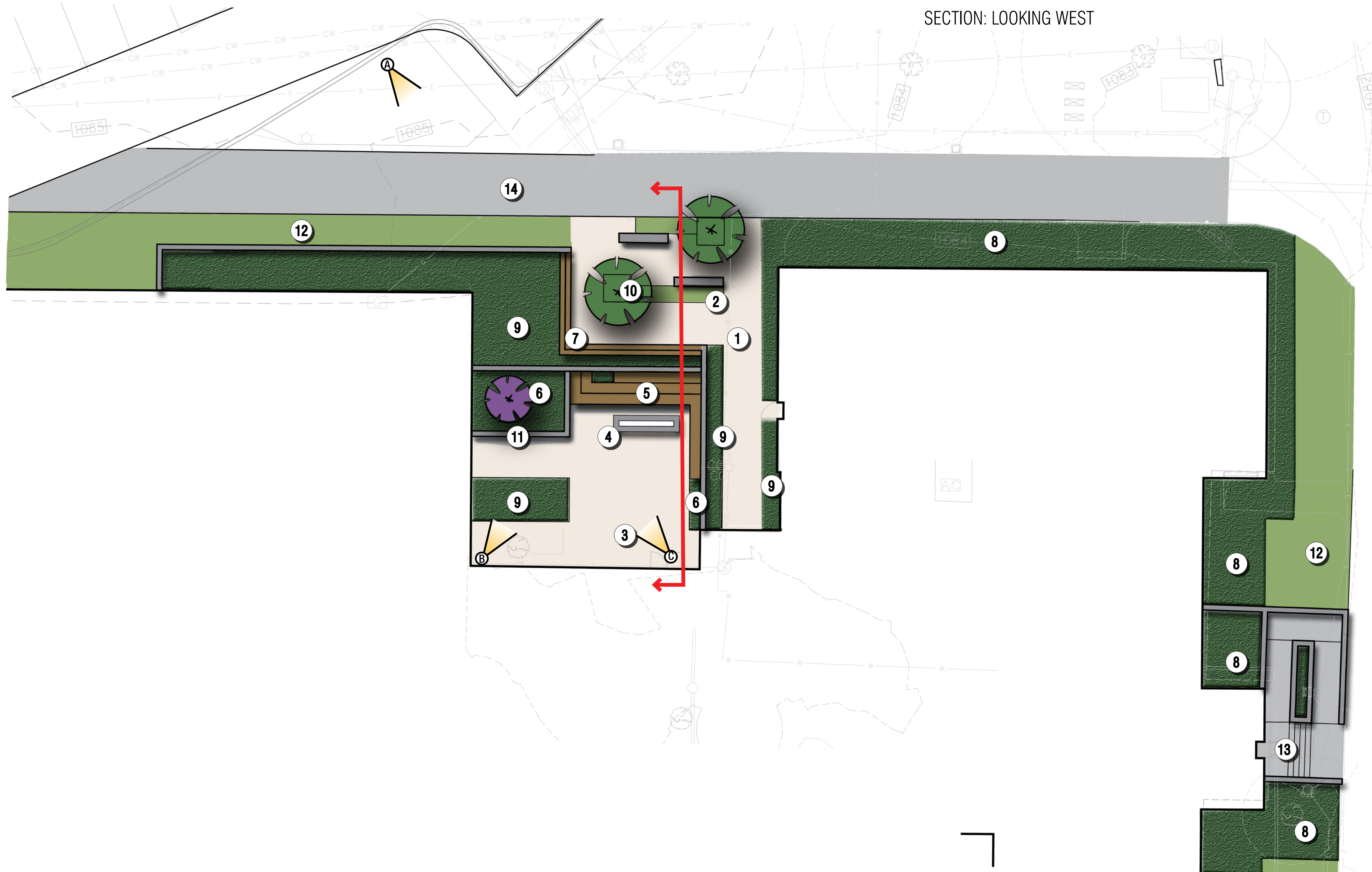
BNIM JOB NO:
#14032
EA JOB NO:
#1414
SP2.2

LEGEND

- ① GRANITE PAVER "JEWEL" ENTRY PLAZA
- ② GRANITE/STONE VENEER SEAT WALLS
- ③ GRANITE PAVER COURTYARD PLAZA
- ④ FIREPLACE FEATURE
- ⑤ POURED IN PLACE CONCRETE RETAINING WALLS WITH IPE WOOD VENEER
- ⑥ STONE VENEER RETAINING WALLS WITH STAINLESS STEEL RAILING
- ⑦ IPE WOOD VENEERED TERRACE STEPS
- ⑧ HISTORICAL LANDSCAPE SHRUB PLANTINGS
- ⑨ LANDSCAPE BED
- ⑩ CANOPY TREES
- ⑪ SPECIMEN UNDERSTORY TREE
- ⑫ TURF
- ⑬ RESTORED CONCRETE STAIRS AND RAMPS WITH COTTONWOOD LIMESTONE CHEEK/PLANTER WALLS
- ⑭ 12' WIDTH CONCRETE PEDESTRIAN WALKWAY REPLACEMENT

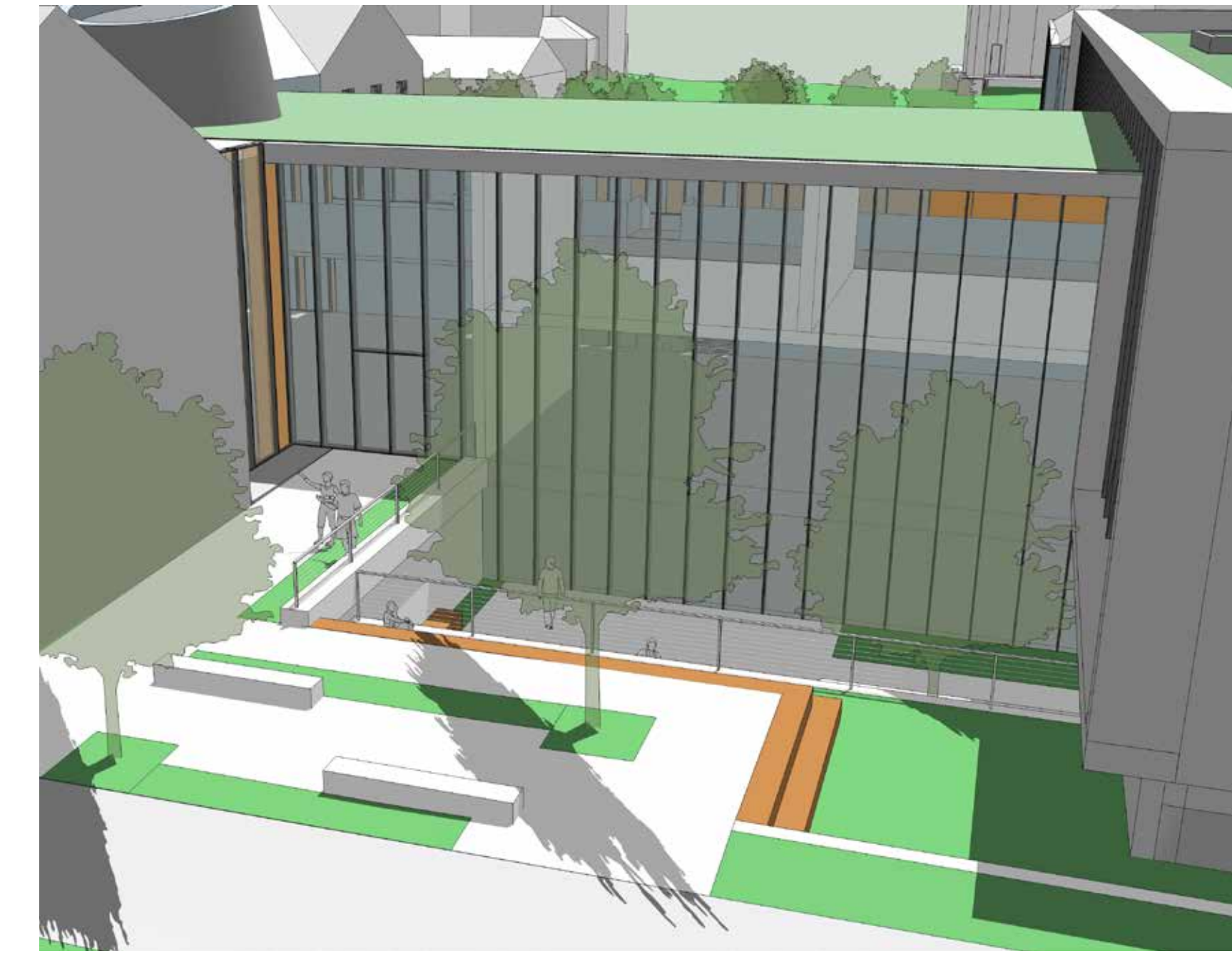


SECTION: LOOKING WEST



A NORTH COURTYARD AND EAST FAÇADE

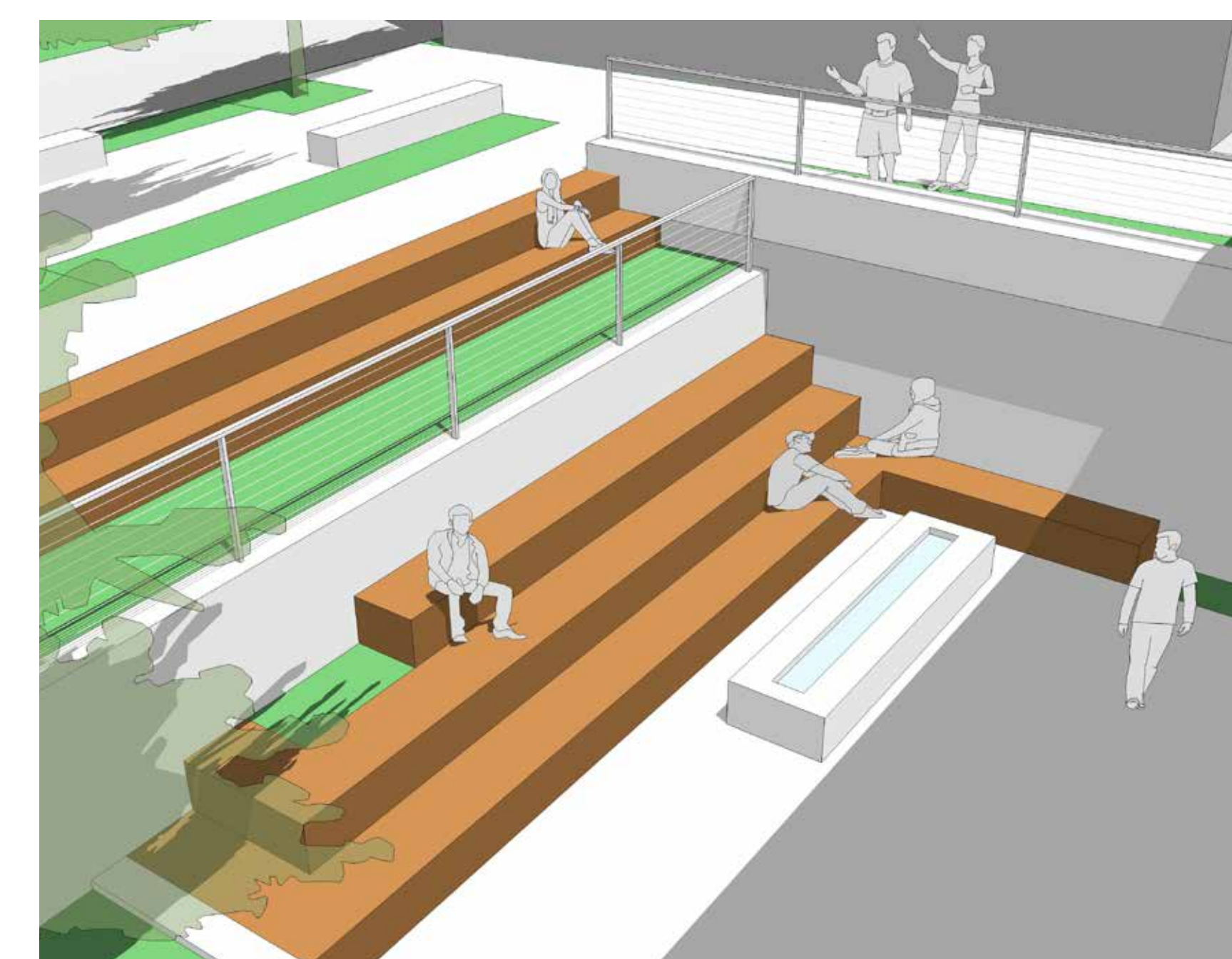
SCALE: 1"=10'
0' 2.5' 5' 10' 20'



A AERIAL PERSPECTIVE LOOKING SOUTH



B VIEW TOWARDS UPPER PLAZA



C UPPER LEVEL VIEW FROM BUILDING INTO LOWER COURTYARD

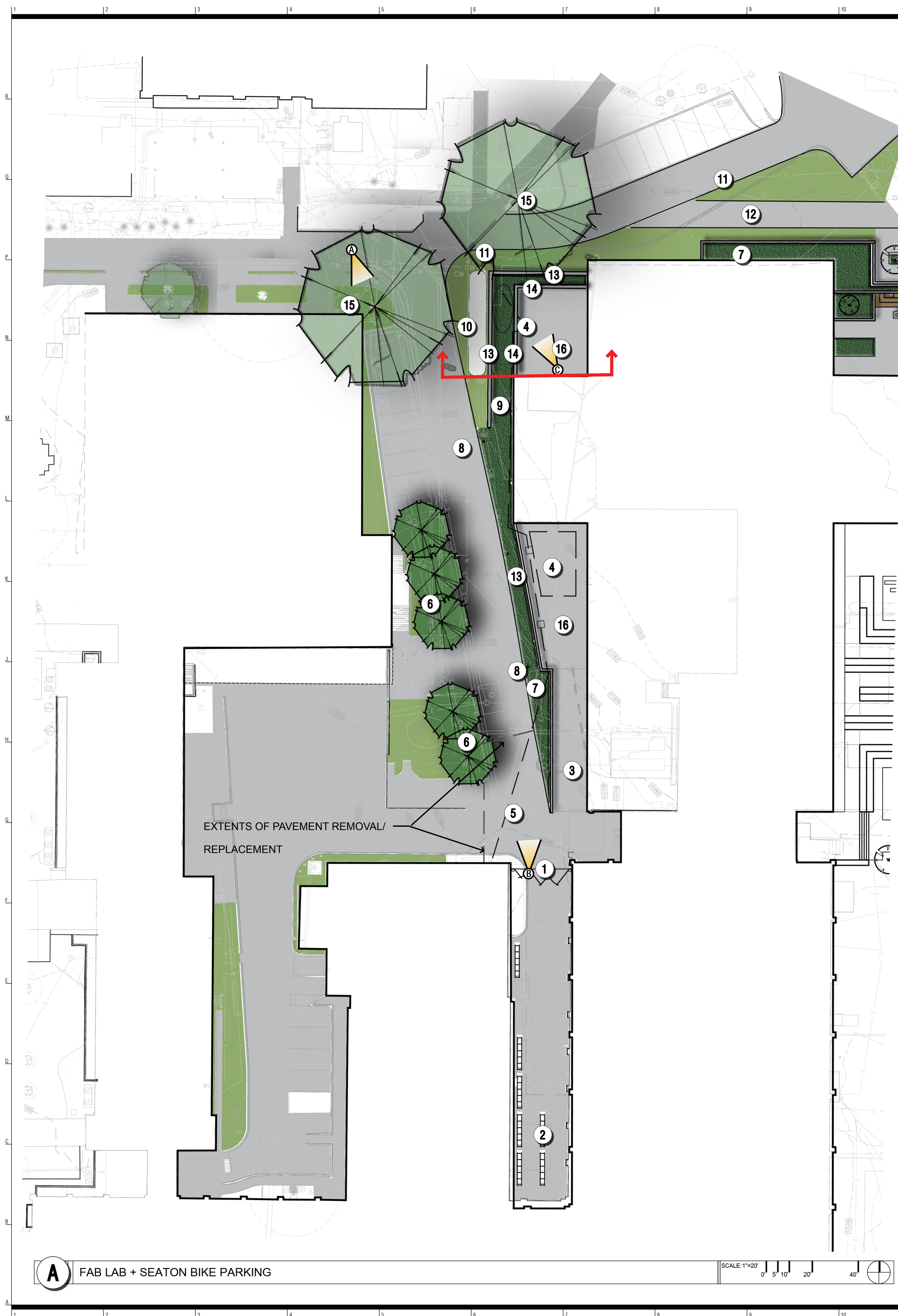
Rev. #	Description	Date Issued

**PRELIMINARY
NOT FOR
CONSTRUCTION**

**100% SCHEMATIC
DESIGN**

NORTH COURTYARD

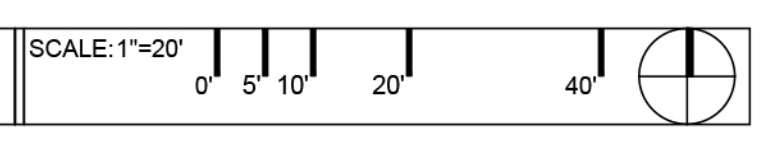
BNIM JOB NO:
#14032
DRAWING NO:
SP2.3
EA JOB NO:
#1414



LEGEND

- 1 PEDESTRIAN/EMERGENCY ACCESS GATES WITH KEYCARD READER
- 2 BIKE RACKS (=/- 42 SPACES)
- 3 VEHICULAR ACCESS RAMP
- 4 STORMWATER DETENTION TANK AND INLETS
- 5 CONNECTION TO STORMWATER DRAINAGE LINES
- 6 CANOPY TREES
- 7 LANDSCAPE BEDS
- 8 PEDESTRIAN LIGHTING
- 9 FUNCTIONAL/RAINWATER HARVEST LANDSCAPE
- 10 POTENTIAL GENERATOR/TRANSFORMER LOCATION
- 11 CURB REPLACEMENT
- 12 12' PEDESTRIAN WALKWAY REPLACEMENT
- 13 CAST IN PLACE CONCRETE RETAINING WALL WITH STONE VENEER AND STAINLESS STEEL RAILING
- 14 CAST IN PLACE CONCRETE RETAINING TERRACE WALL WITH IPE WOOD VENEER
- 15 EXISTING CANOPY TREES
- 16 CONCRETE COURTYARD PAVEMENT

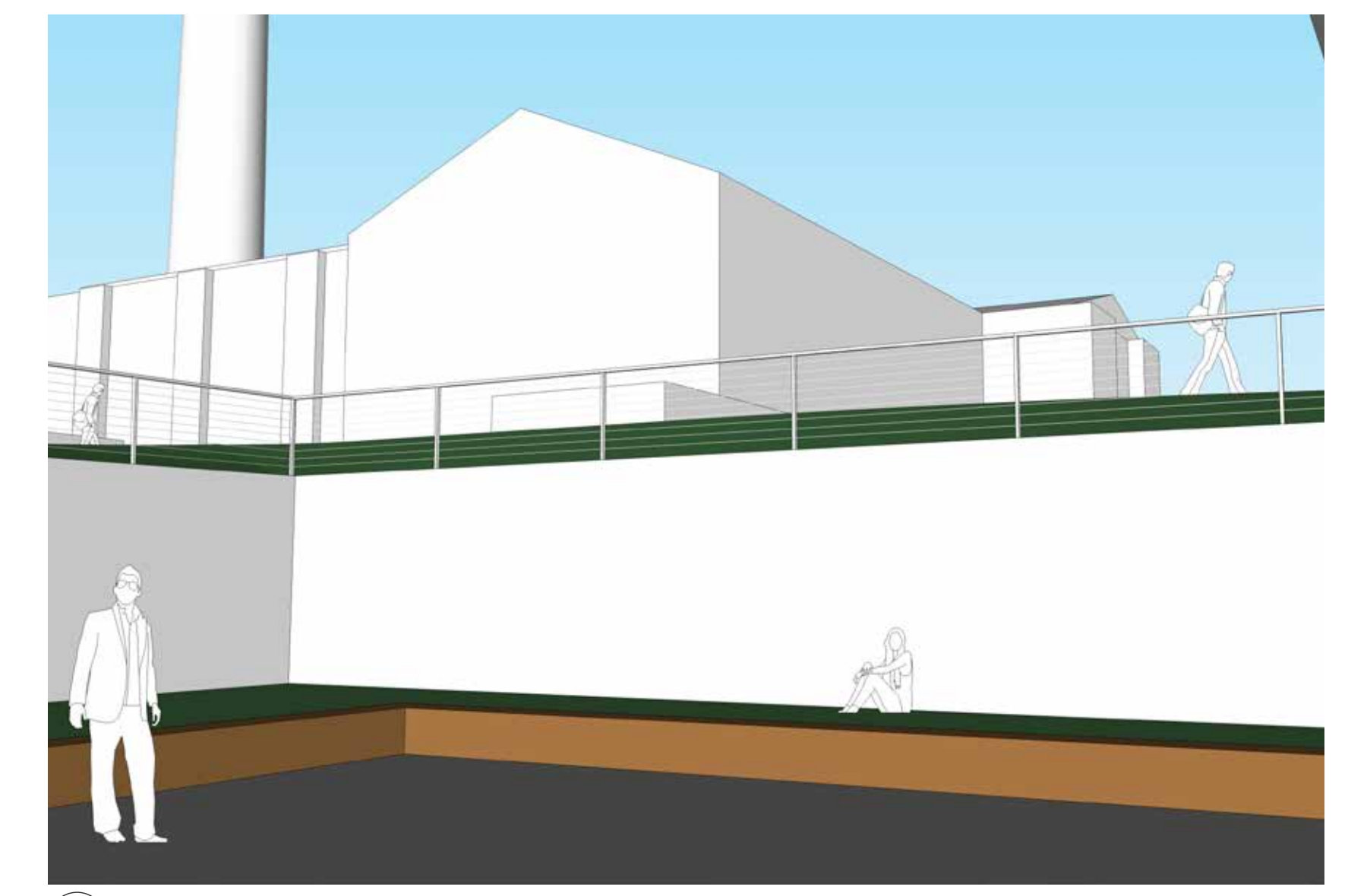
A FAB LAB + SEATON BIKE PARKING



A AERIAL PERSPECTIVE TOWARDS ALLEY



B VIEW NORTH FROM ALLEYWAY



C PERSPECTIVE VIEW FROM NORTH COURTYARD



SECTION: LOOKING NORTH



Kansas State University Owner
Office of Campus Planning & Facilities Management
222 Dykstra Hall
Manhattan, KS 66506
p/ 785.532.6377

Capital Architects Architect
320 West 13th Street
New York, New York 10014
p/ 212.807.7171
BNIM Architect
1735 Baltimore Avenue, Suite 300
Kansas City, MO 64108
p/ 816.783.1500
El Dorado Inc. Architect
510 Avenida Cesar Chavez
Kansas City, MO 64108
p/ 816.474.3838
Continuance Landscape Architect
417 Delaware Street
Kansas City, MO 64105
p/ 816.531.7227
Walter P. Moore Structural
900 Main Street #10
Kansas City, MO 64105
p/ 816.701.2100
Hansonsan Engineers Inc. MEP
1619 Walnut St.
Kansas City, MO 64108
p/ 816.663.8700
DC Consultants Inc. Civil
4800 Oak Leaf Place
Manhattan, KS, 66503
p/ 785.537.7488
Transculer Sustainability
134 Spring Street Suite 601
New York, New York, 10012
p/ 212.219.2255
EP&C Consultants Code
3770 Broadway
Kansas City, MO, 64111
p/ 816.581.5377

Rev. #	Description	Date Issued

**PRELIMINARY
NOT FOR
CONSTRUCTION**

**100% SCHEMATIC
DESIGN**

FAB LAB AREA + ALLEY AREA

BNIM JOB NO: #14032 DRAWING NO:
EA JOB NO: #1414 **SP2.4**



Kansas State University Owner
222 Tykora Hall
Manhattan, KS 66506
p/ 785.532.6377

Contract Architects Architect
320 West 13th Street
New York, New York 10014
p/ 212.807.7171
BNIM

1735 Baltimore Avenue, Suite 300
Kansas City, MO 64108
p/ 816.783.1500
El Dorado Inc. Architect

510 Avenida Cesar Chavez
Kansas City, MO, 64108
p/ 816.474.3838
Continuance Landscape Architect

417 Delaware Street
Kansas City, MO 64105
p/ 816.531.7227
Walter P. Moore Structural

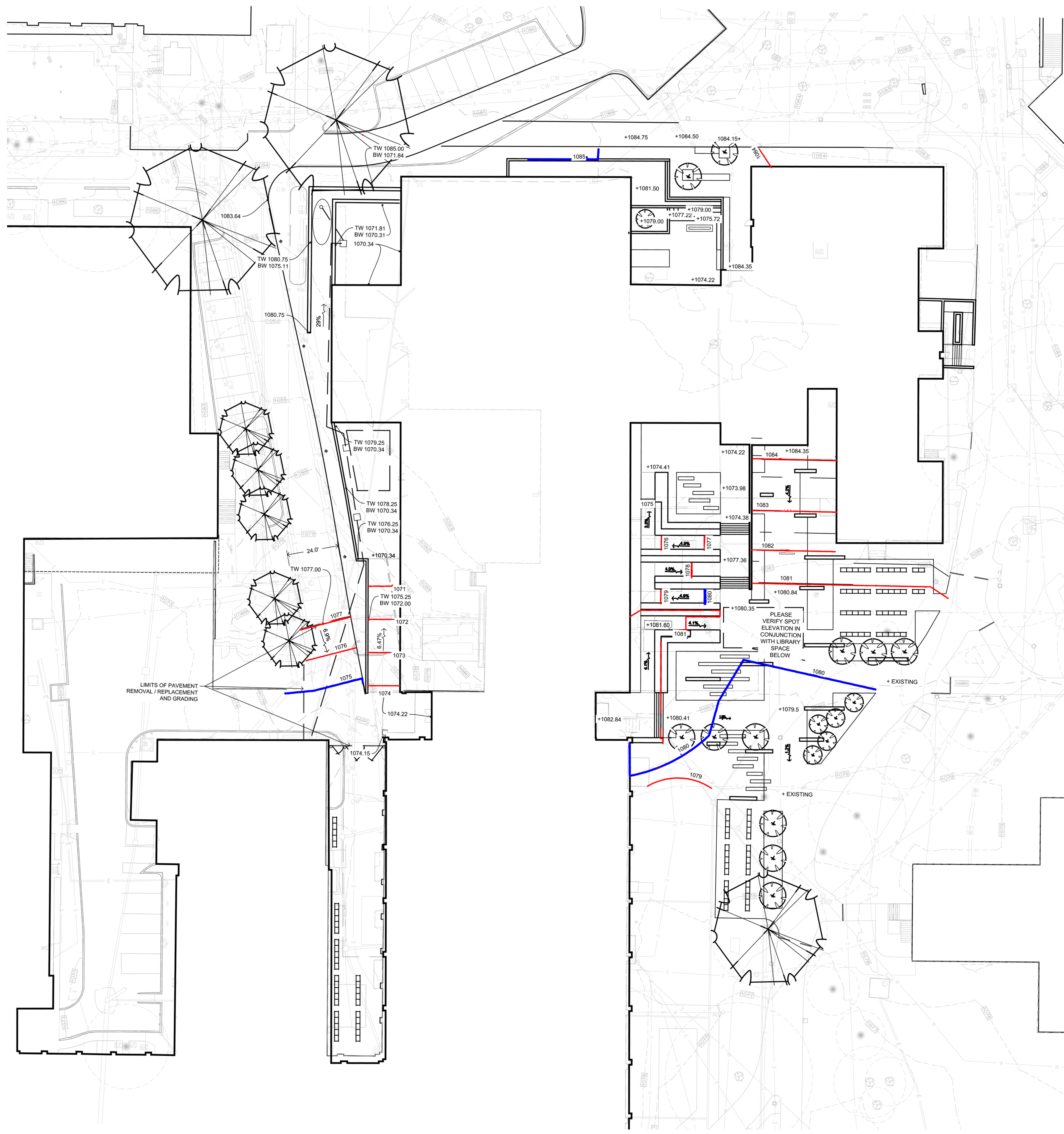
900 Main Street #10
Kansas City, MO 64105
p/ 816.701.2100
Hansonsen Engineers Inc. MEP

1619 Walnut St.
Kansas City, MO 64108
p/ 816.663.8700
BCL Consultants Inc. Civil

4900 Oak Leaf Place
Manhattan, KS, 66503
p/ 785.537.7488
Transcolor Sustainability

134 Spring Street Suite 601
New York, New York, 10012
p/ 212.219.2255
EPC Consultants Code

3770 Broadway
Kansas City, MO, 64111
p/ 816.581.5377



A CONCEPTUAL SITE GRADING PLAN

SCALE: 1"=20'
0' 5' 10' 20' 40'

Rev. #	Description	Date Issued

Seal
**PRELIMINARY
NOT FOR
CONSTRUCTION**

**100% SCHEMATIC
DESIGN**

CONCEPTUAL SITE GRADING PLAN

BNIM JOB NO: #14032	DRAWING NO: SP3.1
EA JOB NO: #1414	

OVERSTORY TREES



WILLOW OAK



NORTHERN RED OAK



BURR OAK



BALD CYPRESS



GREEN VASE ZELKOVA


UNDERSTORY TREES



AUTUMN BRILLIANCE SERVICEBERRY



FLAME AMUR MAPLE



SWEETBAY MAGNOLIA



BRACKENS BROWN BEAUTY MAGNOLIA



CORAL BARK JAPANESE MAPLE

EVERGREEN SHRUBS



GREEN VELVET BOXWOOD



NORDIC INKBERRY HOLLY



SEA GREEN JUNIPER



DWARF GLOBE JAPANESE CEDAR



BIRDS NEST SPRUCE

Rev. #	Description	Date Issued
--------	-------------	-------------

Seal
**PRELIMINARY
NOT FOR
CONSTRUCTION**

**100% SCHEMATIC
DESIGN**

PRELIMINARY PLANT PALETTE

BNIM JOB NO: #14032 DRAWING NO:
EA JOB NO: #1414 **SP4.1**

DECIDUOUS SHRUBS



BLUE MIST SPIREA



RED TWIG DOGWOOD



TIGER EYES SUMAC



BLACKHAW VIBURNAM



DIABLO NINEBARK

PERENNIALS



KARL FOERSTER FEATHER REED GRASS



PRAIRIE DROPSEED



NORTHWINDS SWITCHGRASS



PURPLE CONEFLOWER



BLACK EYED SUSAN

GROUNDCOVERS



GROW-LOW SUMAC



STONECROP SEDUM



PURPLE WINTERCREEPER



GOLDEN MONEYWORT



LIRIOPE

Kansas State University
Seaton Hall
Expansion/Renovation
Manhattan, Kansas



Kansas State University Owner
Office of Campus Planning & Facilities Management
202 Dykstra Hall
Manhattan, KS 66506
p/ 785.532.6377

Emerald Architects Architect
320 West 13th Street
New York, New York 10014
p/ 212.507.7171

BNIM Architect
1735 Baltimore Avenue, Suite 300
Kansas City, MO 64108
p/ 816.783.1500

El Dorado Inc. Architect
510 Avenida Cesar Chavez
Kansas City, MO 64108
p/ 816.474.3838

Confluence Landscape Architect
417 Delaware Street
Kansas City, MO 64105
p/ 816.531.7227

Walter P. Moore Structural
920 Main Street #10
Kansas City, MO 64105
p/ 816.701.2100

Handerson Engineers Inc. MEP
1619 Walnut St.
Kansas City, MO 64108
p/ 816.663.8700

BC Consultants Inc. Civil
4806 Du Lac Place
Manhattan, KS 66503
p/ 785.537.7488

Tansolar Sustainability
134 Spring Street Suite 601
New York, New York, 10012
p/ 212.219.2255

EP&C Consultants Code
3770 Broadway
Kansas City, MO, 64111
p/ 816.531.3377

Rev. #	Description	Date Issued

Seal
**PRELIMINARY
NOT FOR
CONSTRUCTION**

**100% SCHEMATIC
DESIGN**

PRELIMINARY PLANT PALETTE

BNIM JOB NO: # 14032	DRAWING NO: # 14032
EA JOB NO: # 1414	SP4.2

CHARACTER




CHARACTER 1



CHARACTER 2



CHARACTER 3



CHARACTER 4




CHARACTER 5

HARDSCAPE



GRANITE/STONE VENEER SEAT WALLS




LIMESTONE PAVEMENT ACCENT BANDS



OUTDOOR FIREPLACE WITH SCREEN



GRANITE/CONCRETE PAVEMENT MIX



RAINWATER HARVEST RUNNELS

MATERIALS



IPE WOOD SEATING WITH LIGHTING




GRANITE PAVERS



PERMEABLE PAVER BIKE PARKING



COTTONWOOD LIMESTONE



STAINLESS STEEL CABLE RAILING

Kansas State University
Seaton Hall
Expansion/Renovation
Manhattan, Kansas



Kansas State University Owner
Office of Campus Planning & Facilities Management
202 Dykstra Hall
Manhattan, KS 66506
p/ 785.532.6377

Emerald Architects Architect
320 West 13th Street
New York, New York 10014
p/ 212.307.7171

BNIM Architect
1735 Baltimore Avenue, Suite 300
Kansas City, MO 64108
p/ 816.783.1500

El Dorado Inc. Architect
519 Avenida Cesar Chavez
Kansas City, MO 64108
p/ 816.474.3838

Confluence Landscape Architect
417 Delaware Street
Kansas City, MO 64105
p/ 816.531.7227

Walter P. Moore Structural
920 Main Street #10
Kansas City, MO 64105
p/ 816.701.2100

Handerson Engineers Inc. MEP
1619 Walnut St.
Kansas City, MO 64108
p/ 816.663.8700

BC Consultants Inc. Civil
4806 Du Lac Place
Manhattan, KS 66503
p/ 785.537.7488

Tansolar Sustainability
134 Spring Street Suite 601
New York, New York, 10012
p/ 212.219.2255

EP&C Consultants Code
3770 Broadway
Kansas City, MO, 64111
p/ 816.531.3377

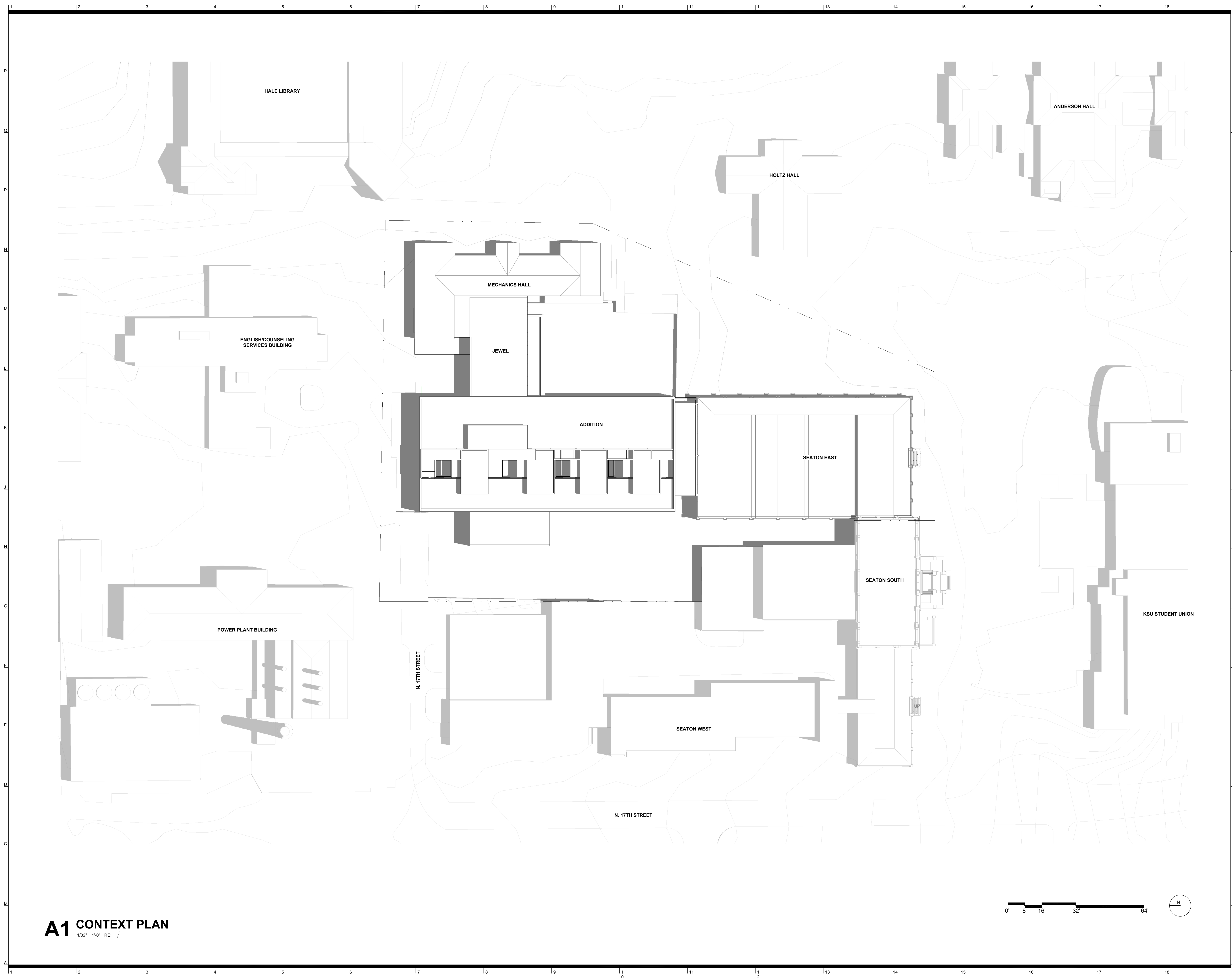
Rev. #	Description	Date Issued
--------	-------------	-------------

PRELIMINARY
NOT FOR
CONSTRUCTION

100% SCHEMATIC
DESIGN

CHARACTER ELEMENTS

BNIM JOB NO: #14032 DRAWING NO:
EA JOB NO: #1414 **SP4.3**



A1 CONTEXT PLAN

1/32" = 1'-0" RE: /

Kansas State University
Seaton Hall
Expansion/Renovation
 Manhattan, Kansas



- Kansas State University** — Owner
 Office of Campus Planning & Facilities Management
 202 Dykstra Hall
 Manhattan, KS 66506
 p/ 785.532.6377
- Ennead Architects** — Architect
 320 West 13th Street
 New York, New York 10014
 p/ 212.807.7171
- BNIM** — Architect
 1725 Baltimore Avenue, Suite 300
 Kansas City, MO 64108
 p/ 816.783.1500
- El Dorado Inc.** — Architect
 510 Avenida Cesar Chavez
 Kansas City, MO, 64108
 p/ 816.474.3826
- Confluence** — Landscape Architect
 417 Delaware Street
 Kansas City, MO 64105
 p/ 816.531.7227
- Walter P. Moore** — Structural
 920 Main Street #10
 Kansas City, MO 64105
 p/ 816.701.2100
- Henderson Engineers Inc.** — MEP
 1619 Walnut St.
 Kansas City, MO 64108
 p/ 816.663.8700
- BG Consultants Inc.** — Civil
 4806 Du Lac Place
 Manhattan, KS, 66503
 p/ 785.537.7488
- FP&C Consultants** — Code
 3770 Broadway
 Kansas City, MO, 64111
 p/ 816.931.3377

Rev. #	SD Submission	12/03/2014

PRELIMINARY
NOT FOR
CONSTRUCTION

100% SCHEMATIC DESIGN REVIEW SET
 12.03.2014

CONTEXT PLAN

BNIM JOB NO: #14032	DRAWING NO: A050
EA JOB NO: #1414	



Kansas State University Owner
 Office of Campus Planning & Facilities Management
 202 Dykstra Hall
 Manhattan, KS 66506
 p/ 785.532.6377

Ennead Architects Architect
 320 West 13th Street
 New York, New York 10014
 p/ 212.807.7171

BNIM Architect
 1725 Baltimore Avenue, Suite 300
 Kansas City, MO 64108
 p/ 816.783.1500

El Dorado Inc. Architect
 510 Avenida Cesar Chavez
 Kansas City, MO, 64108
 p/ 816.474.3838

Confluence Landscape Architect
 417 Delaware Street
 Kansas City, MO 64105
 p/ 816.531.7227

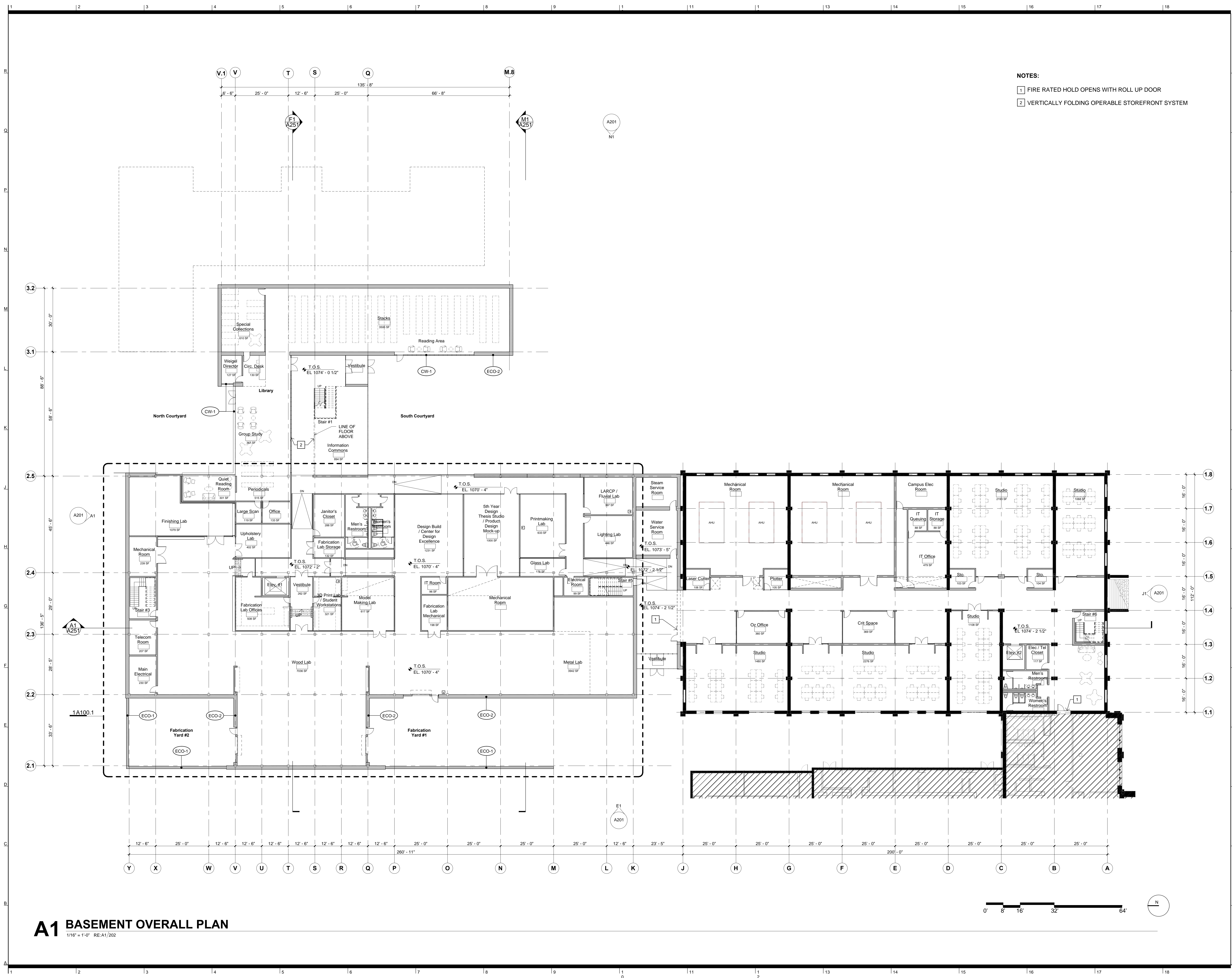
Walter P. Moore Structural
 920 Main Street #10
 Kansas City, MO 64105
 p/ 816.701.2100

Henderson Engineers Inc. MEP
 1619 Walnut St.
 Kansas City, MO 64108
 p/ 816.663.8700

BG Consultants Inc. Civil
 4806 Du Lac Place
 Manhattan, KS, 66503
 p/ 785.537.7488

FP&C Consultants Code
 3770 Broadway
 Kansas City, MO, 64111
 p/ 816.931.3377

- NOTES:**
- 1 FIRE RATED HOLD OPENS WITH ROLL UP DOOR
 - 2 VERTICALLY FOLDING OPERABLE STOREFRONT SYSTEM



Rev. #	SD Submission	12/03/2014

PRELIMINARY
NOT FOR
CONSTRUCTION

100% SCHEMATIC DESIGN REVIEW SET
 12.03.2014

BASEMENT OVERALL FLOOR PLAN

BNIM JOB NO: #14032 EA JOB NO: #1414	DRAWING NO: A100
---	--------------------------------

A1 BASEMENT OVERALL PLAN
 1/16" = 1'-0" RE:A1/202



Kansas State University Owner
 Office of Campus Planning & Facilities Management
 202 Dykstra Hall
 Manhattan, KS 66506
 p/ 785.532.6377

Enneed Architects Architect
 320 West 13th Street
 New York, New York 10014
 p/ 212.807.7171

BNIM Architect
 1725 Baltimore Avenue, Suite 300
 Kansas City, MO 64108
 p/ 816.783.1500

El Dorado Inc. Architect
 510 Avenida Cesar Chavez
 Kansas City, MO 64108
 p/ 816.474.3838

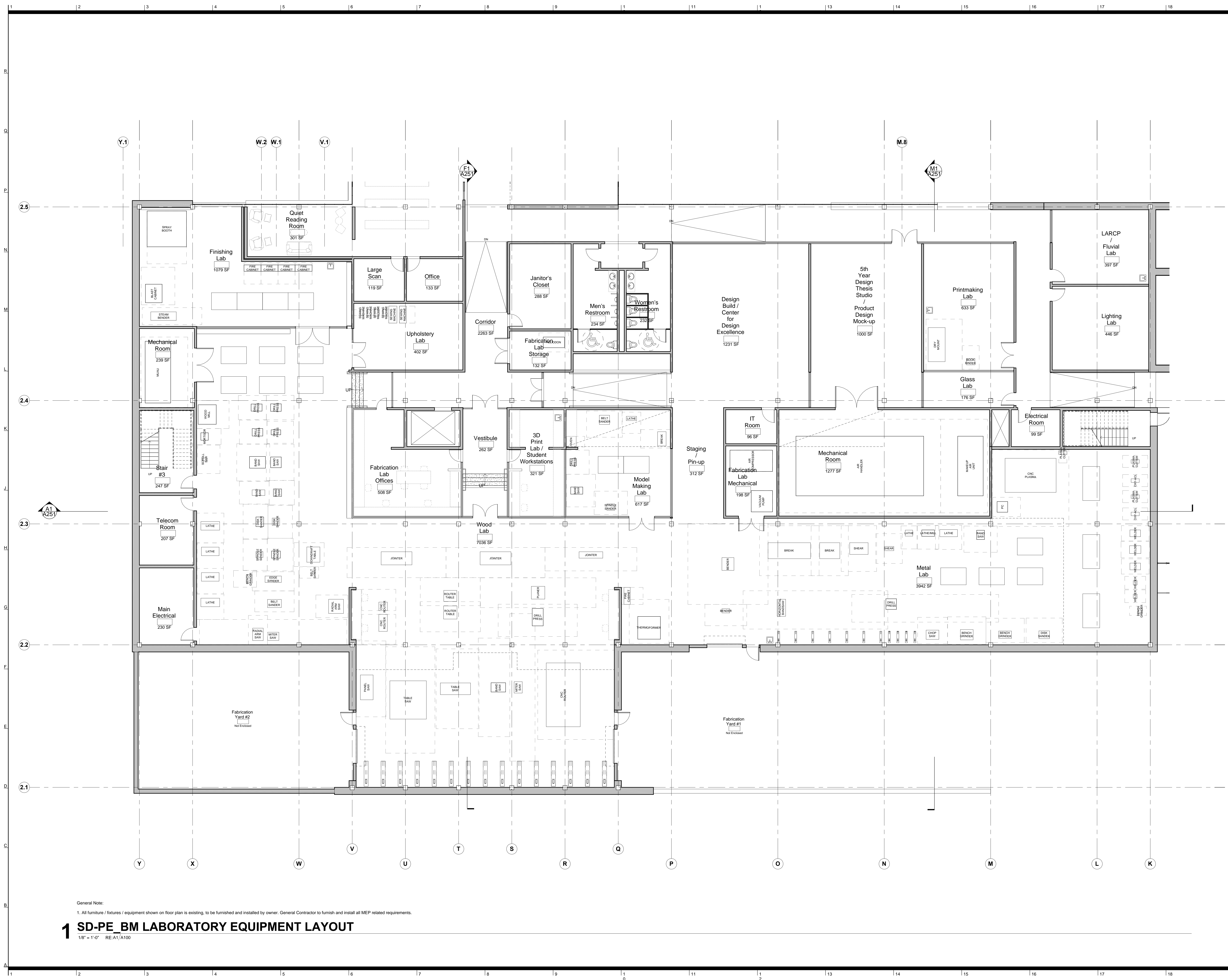
Confluence Landscape Architect
 417 Delaware Street
 Kansas City, MO 64105
 p/ 816.531.7227

Walter P. Moore Structural
 920 Main Street #10
 Kansas City, MO 64105
 p/ 816.701.2100

Henderson Engineers Inc. MEP
 1619 Walnut St.
 Kansas City, MO 64108
 p/ 816.663.8700

BG Consultants Inc. Civil
 4806 Du Lac Place
 Manhattan, KS, 66503
 p/ 785.537.7488

FP&C Consultants Code
 3770 Broadway
 Kansas City, MO, 64111
 p/ 816.931.3377



Rev. # SD Submission 12/03/2014

PRELIMINARY
NOT FOR
CONSTRUCTION

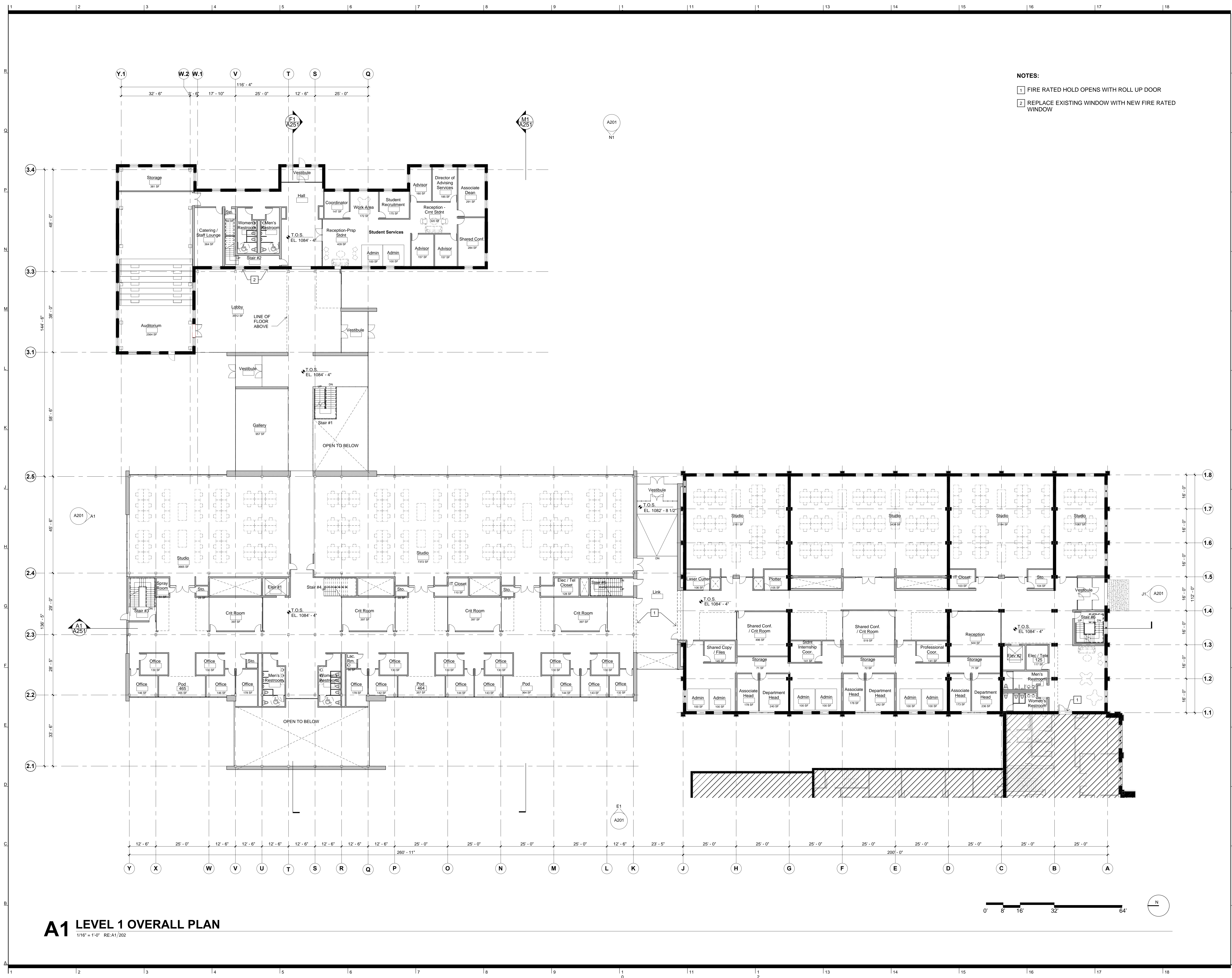
100% SCHEMATIC DESIGN REVIEW SET
 12.03.2014

ENLARGED FLOOR PLAN

DRAWING NO:
A100.1

General Note:
 1. All furniture / fixtures / equipment shown on floor plan is existing, to be furnished and installed by owner. General Contractor to furnish and install all MEP related requirements.

1 SD-PE_BM LABORATORY EQUIPMENT LAYOUT
 1/8" = 1'-0" RE:A1/A100



- NOTES:**
- 1 FIRE RATED HOLD OPENS WITH ROLL UP DOOR
 - 2 REPLACE EXISTING WINDOW WITH NEW FIRE RATED WINDOW

A1 LEVEL 1 OVERALL PLAN
 1/16" = 1'-0" RE:A1/202

Kansas State University
Seaton Hall
Expansion/Renovation
 Manhattan, Kansas

APDESIGN **BNIM enneed**
KANSAS STATE UNIVERSITY

- Kansas State University** Owner
 Office of Campus Planning & Facilities Management
 202 Dykstra Hall
 Manhattan, KS 66506
 p/ 785.532.6377
- Enneed Architects** Architect
 320 West 13th Street
 New York, New York 10014
 p/ 212.807.7171
- BNIM** Architect
 1725 Baltimore Avenue, Suite 300
 Kansas City, MO 64108
 p/ 816.783.1500
- El Dorado Inc.** Architect
 510 Avenida Cesar Chavez
 Kansas City, MO, 64108
 p/ 816.474.3828
- Confluence** Landscape Architect
 417 Delaware Street
 Kansas City, MO 64105
 p/ 816.531.7227
- Walter P. Moore** Structural
 920 Main Street #10
 Kansas City, MO 64105
 p/ 816.701.2100
- Henderson Engineers Inc.** MEP
 1619 Walnut St.
 Kansas City, MO 64108
 p/ 816.663.8700
- BG Consultants Inc.** Civil
 4806 Du Lac Place
 Manhattan, KS, 66503
 p/ 785.537.7488
- FP&C Consultants** Code
 3770 Broadway
 Kansas City, MO, 64111
 p/ 816.931.3377

Rev. #	SD Submission	12/03/2014

PRELIMINARY
NOT FOR
CONSTRUCTION

100% SCHEMATIC DESIGN REVIEW SET
 12.03.2014

LEVEL 1 OVERALL FLOOR PLAN

BNIM JOB NO: P14032
 EA JOB NO: P1414

DRAWING NO:
A101

12/3/2014 11:18:58 PM Copyright © 2008 BNIM Architects



Kansas State University Owner
 Office of Campus Planning & Facilities Management
 202 Dykstra Hall
 Manhattan, KS 66506
 p/ 785.532.6377

Ennead Architects Architect
 320 West 13th Street
 New York, New York 10014
 p/ 212.807.7171

BNIM Architect
 1725 Baltimore Avenue, Suite 300
 Kansas City, MO 64108
 p/ 816.783.1500

El Dorado Inc. Architect
 510 Avenida Cesar Chavez
 Kansas City, MO, 64108
 p/ 816.474.3838

Confluence Landscape Architect
 417 Delaware Street
 Kansas City, MO 64105
 p/ 816.531.7227

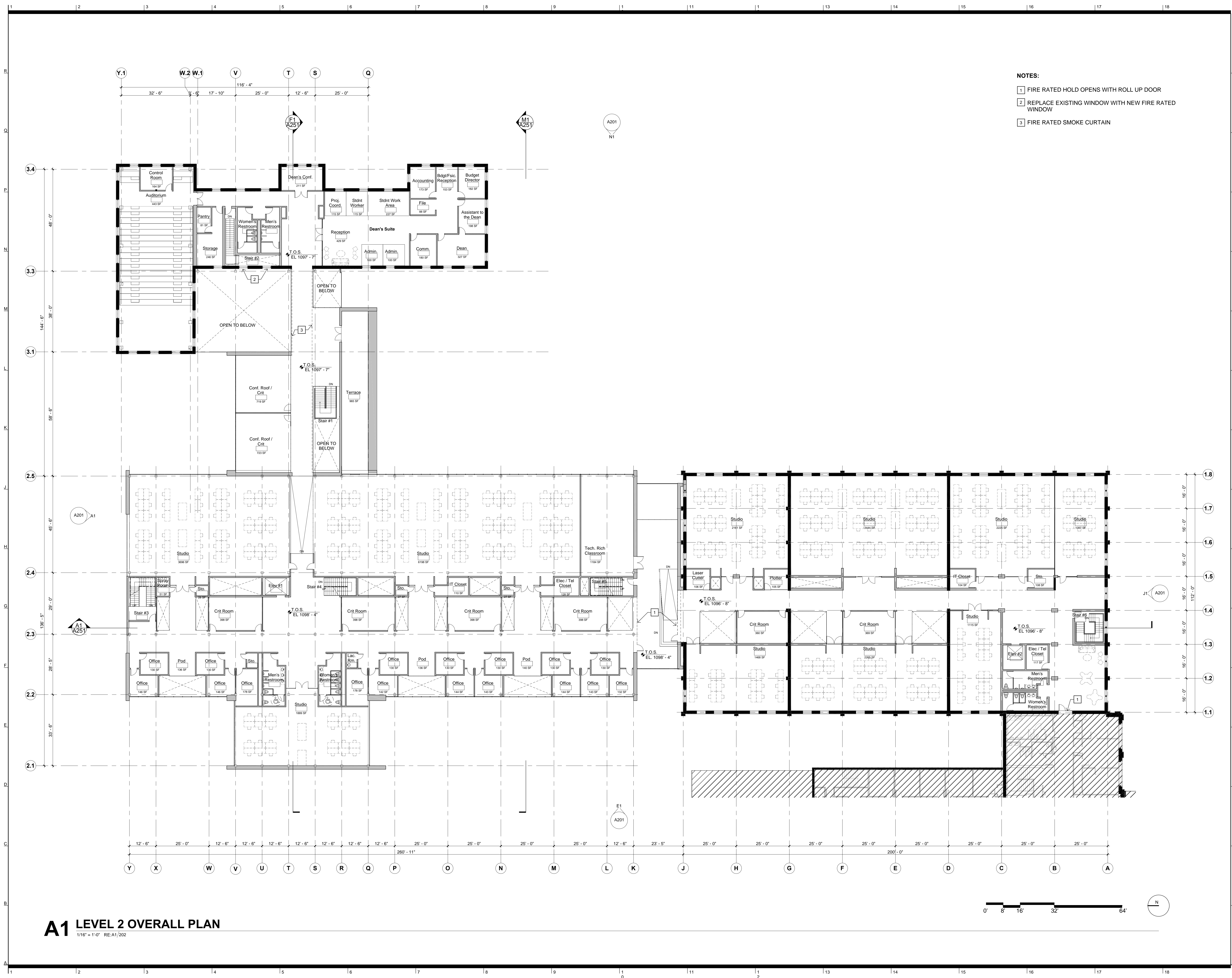
Walter P. Moore Structural
 920 Main Street #10
 Kansas City, MO 64105
 p/ 816.701.2100

Henderson Engineers Inc. MEP
 1619 Walnut St.
 Kansas City, MO 64108
 p/ 816.663.8700

BG Consultants Inc. Civil
 4806 Du Lac Place
 Manhattan, KS, 66503
 p/ 785.537.7488

FP&C Consultants Code
 3770 Broadway
 Kansas City, MO, 64111
 p/ 816.931.3377

- NOTES:**
- 1 FIRE RATED HOLD OPENS WITH ROLL UP DOOR
 - 2 REPLACE EXISTING WINDOW WITH NEW FIRE RATED WINDOW
 - 3 FIRE RATED SMOKE CURTAIN



A1 LEVEL 2 OVERALL PLAN
 1/16" = 1'-0" RE:A1/202

Rev. #	SD Submission	12/03/2014

PRELIMINARY
NOT FOR
CONSTRUCTION

100% SCHEMATIC DESIGN REVIEW SET
 12.03.2014

LEVEL 2 OVERALL FLOOR PLAN

BNIM JOB NO: #14032 EA JOB NO: #1414	DRAWING NO: A102
---	--------------------------------



Kansas State University Owner
 Office of Campus Planning & Facilities Management
 202 Dykstra Hall
 Manhattan, KS 66506
 p/ 785.532.6377

Ennead Architects Architect
 320 West 13th Street
 New York, New York 10014
 p/ 212.807.7171

BNIM Architect
 1725 Baltimore Avenue, Suite 300
 Kansas City, MO 64108
 p/ 816.783.1500

El Dorado Inc. Architect
 510 Avenida Cesar Chavez
 Kansas City, MO, 64108
 p/ 816.474.3838

Confluence Landscape Architect
 417 Delaware Street
 Kansas City, MO 64105
 p/ 816.531.7227

Walter P. Moore Structural
 920 Main Street #10
 Kansas City, MO 64105
 p/ 816.701.2100

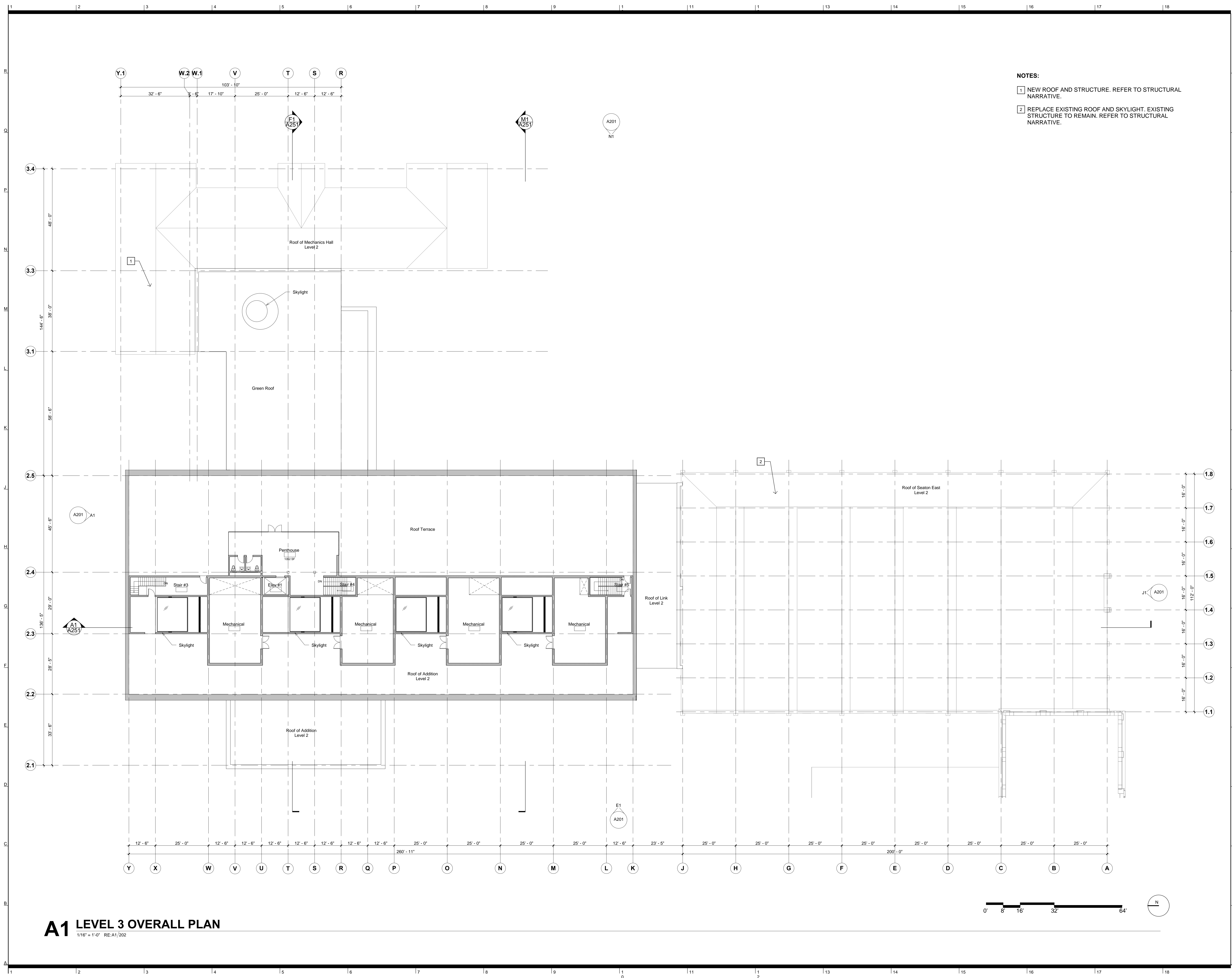
Henderson Engineers Inc. MEP
 1619 Walnut St.
 Kansas City, MO 64108
 p/ 816.663.8700

BG Consultants Inc. Civil
 4806 Du Lac Place
 Manhattan, KS, 66503
 p/ 785.537.7488

FP&C Consultants Code
 3770 Broadway
 Kansas City, MO, 64111
 p/ 816.931.3377

NOTES:

- 1 NEW ROOF AND STRUCTURE. REFER TO STRUCTURAL NARRATIVE.
- 2 REPLACE EXISTING ROOF AND SKYLIGHT. EXISTING STRUCTURE TO REMAIN. REFER TO STRUCTURAL NARRATIVE.



A1 LEVEL 3 OVERALL PLAN
 1/16" = 1'-0" RE:A1/202

Rev. #	SD Submission	12/03/2014

PRELIMINARY
NOT FOR
CONSTRUCTION

100% SCHEMATIC DESIGN REVIEW SET
 12.03.2014

LEVEL 3 OVERALL FLOOR PLAN	
OWNER JOB NO: #14032	DRAWING NO: A103
EA JOB NO: #1414	
12/3/2014 11:19:19 PM Copyright © 2008 BNIM ARCHITECTS	



Kansas State University Owner
 Office of Campus Planning & Facilities Management
 202 Dykstra Hall
 Manhattan, KS 66506
 p/ 785.532.6377

Ennead Architects Architect
 320 West 13th Street
 New York, New York 10014
 p/ 212.807.7171

BNIM Architect
 1725 Baltimore Avenue, Suite 300
 Kansas City, MO 64108
 p/ 816.783.1500

El Dorado Inc. Architect
 510 Avenida Cesar Chavez
 Kansas City, MO, 64108
 p/ 816.474.3838

Confluence Landscape Architect
 417 Delaware Street
 Kansas City, MO 64105
 p/ 816.531.7227

Walter P. Moore Structural
 920 Main Street #10
 Kansas City, MO 64105
 p/ 816.701.2100

Henderson Engineers Inc. MEP
 1619 Walnut St.
 Kansas City, MO 64108
 p/ 816.663.8700

BG Consultants Inc. Civil
 4806 Du Lac Place
 Manhattan, KS, 66503
 p/ 785.537.7488

FP&C Consultants Code
 3770 Broadway
 Kansas City, MO, 64111
 p/ 816.931.3377

Rev. # SD Submission 12/03/2014

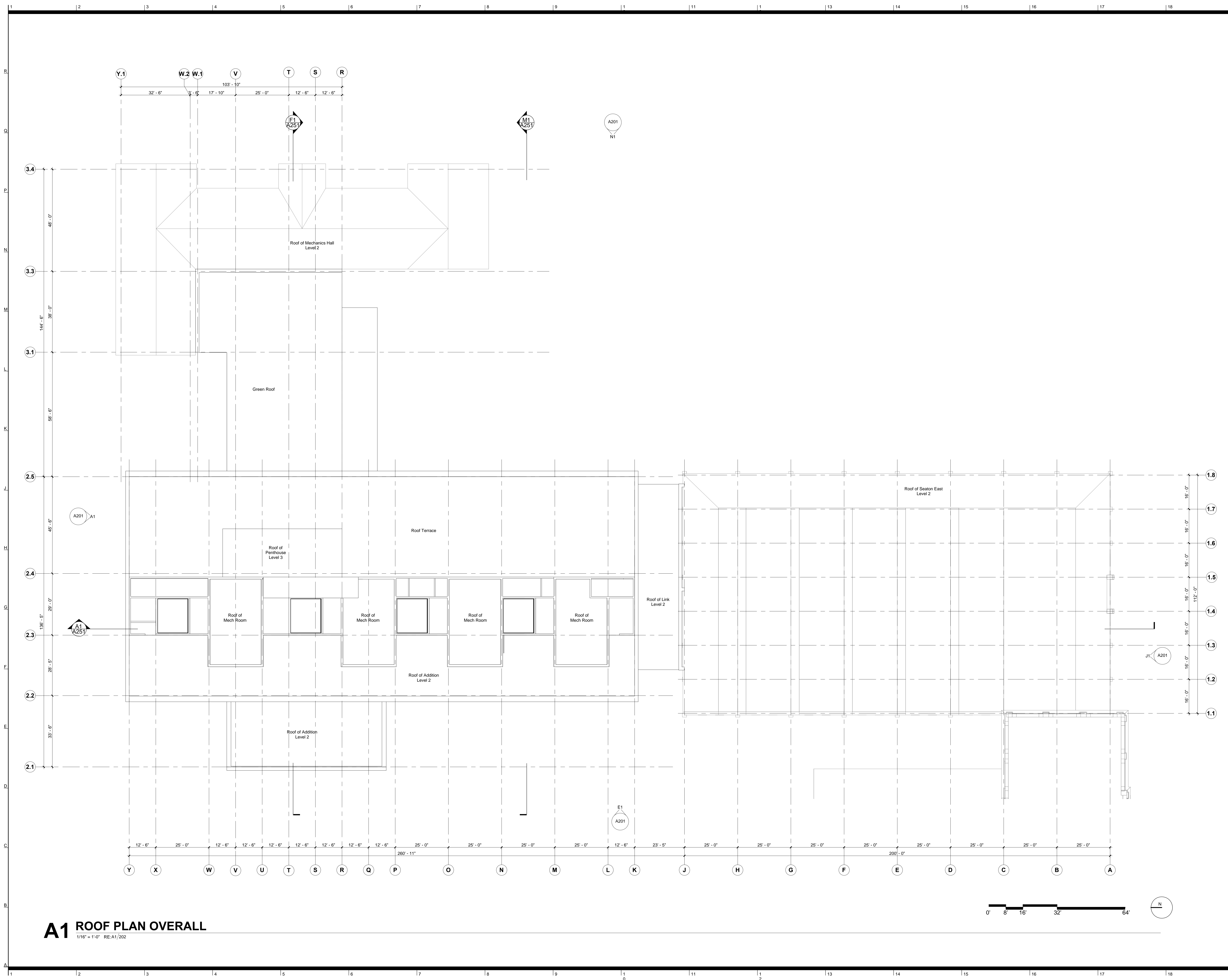
PRELIMINARY
NOT FOR
CONSTRUCTION

100% SCHEMATIC DESIGN REVIEW SET
 12.03.2014

ROOF OVERALL PLAN

ENR JOB NO: #14032	DRAWING NO: A104
EA JOB NO: #1414	

12/3/2014 11:19:24 PM Copyright © 2008 BNIM Architects

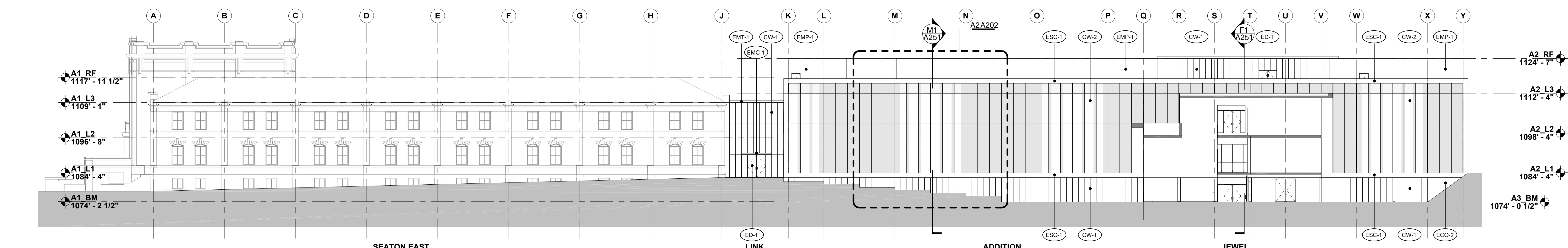


A1 ROOF PLAN OVERALL

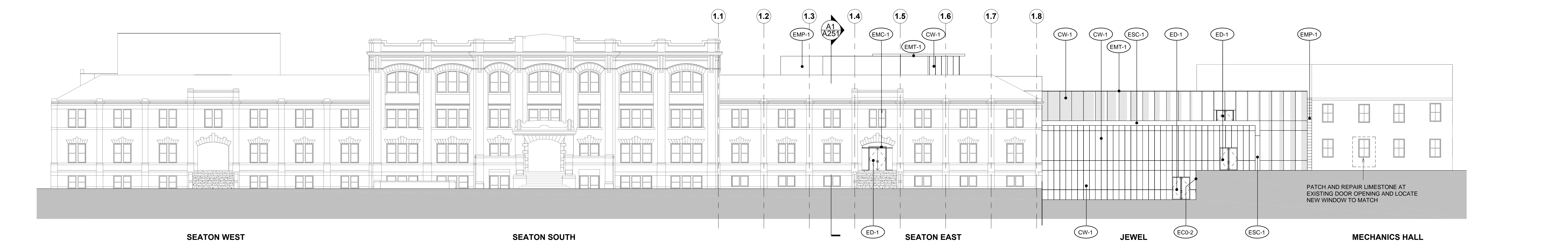
1/16" = 1'-0" RE:A1/202



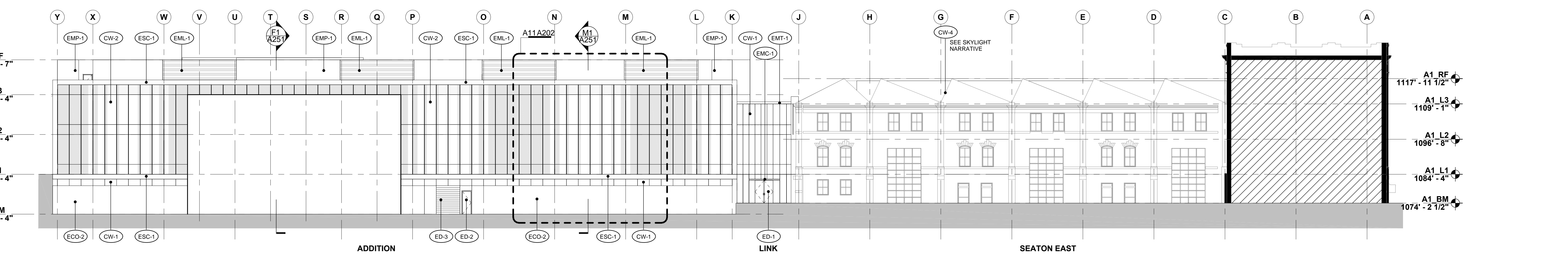
- Kansas State University** Owner
 Office of Campus Planning & Facilities Management
 202 Dykstra Hall
 Manhattan, KS 66506
 p/ 785.532.6377
- Ennead Architects** Architect
 320 West 13th Street
 New York, New York 10014
 p/ 212.807.7171
- BNIM** Architect
 1725 Baltimore Avenue, Suite 300
 Kansas City, MO 64108
 p/ 816.783.1500
- El Dorado Inc.** Architect
 510 Avenida Cesar Chavez
 Kansas City, MO, 64108
 p/ 816.474.3838
- Confluence** Landscape Architect
 417 Delaware Street
 Kansas City, MO 64105
 p/ 816.531.7227
- Walter P. Moore** Structural
 920 Main Street #10
 Kansas City, MO 64105
 p/ 816.701.2100
- Henderson Engineers Inc.** MEP
 1619 Walnut St.
 Kansas City, MO 64108
 p/ 816.663.8700
- BG Consultants Inc.** Civil
 4806 Du Lac Place
 Manhattan, KS, 66503
 p/ 785.537.7488
- FP&C Consultants** Code
 3770 Broadway
 Kansas City, MO, 64111
 p/ 816.931.3377



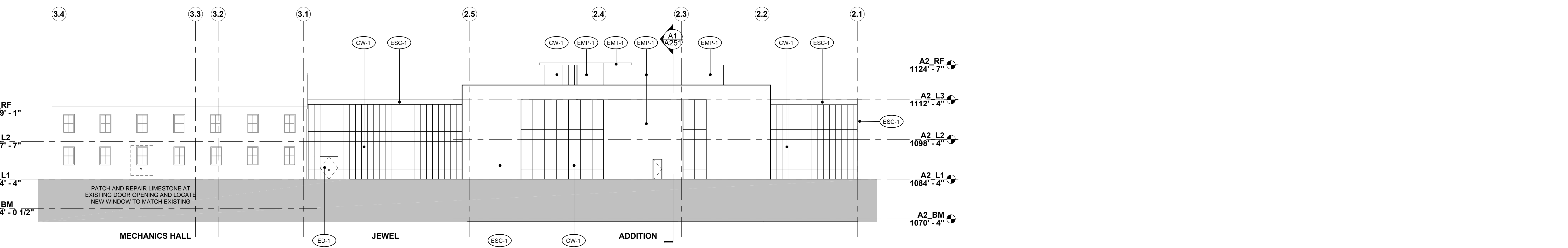
N1 EAST BUILDING ELEVATION
 1/16" = 1'-0" RE:A1/100



J1 SOUTH BUILDING ELEVATION
 1/16" = 1'-0" RE:A1/100



E1 WEST BUILDING ELEVATION
 1/16" = 1'-0" RE:A1/100



A1 NORTH BUILDING ELEVATION
 1/16" = 1'-0" RE:A1/100

Rev. #	SD Submission	12/03/2014

PRELIMINARY
NOT FOR
CONSTRUCTION

100% SCHEMATIC DESIGN REVIEW SET
 12.03.2014

EXTERIOR ELEVATIONS

ENR JOB NO: #14032	DRAWING NO: A201
EA JOB NO: #1414	



Kansas State University Owner
 Office of Campus Planning & Facilities Management
 202 Dykstra Hall
 Manhattan, KS 66506
 p/ 785.532.6377

Ennead Architects Architect
 320 West 13th Street
 New York, New York 10014
 p/ 212.807.7171

BNIM Architect
 1725 Baltimore Avenue, Suite 300
 Kansas City, MO 64108
 p/ 816.783.1500

El Dorado Inc. Architect
 510 Avenida Cesar Chavez
 Kansas City, MO 64108
 p/ 816.474.3838

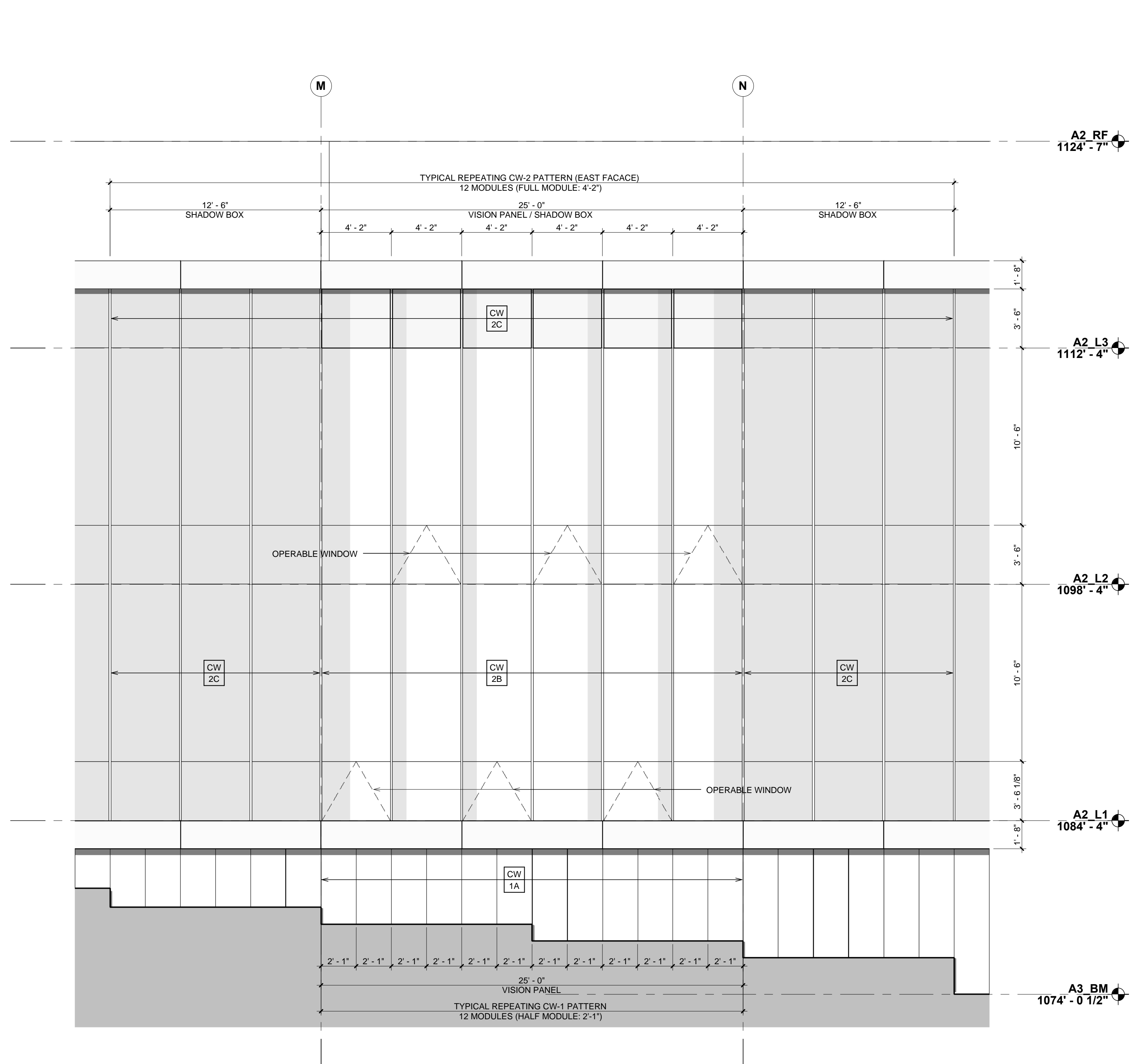
Confluence Landscape Architect
 417 Delaware Street
 Kansas City, MO 64105
 p/ 816.531.7227

Walter P. Moore Structural
 920 Main Street #10
 Kansas City, MO 64105
 p/ 816.701.2100

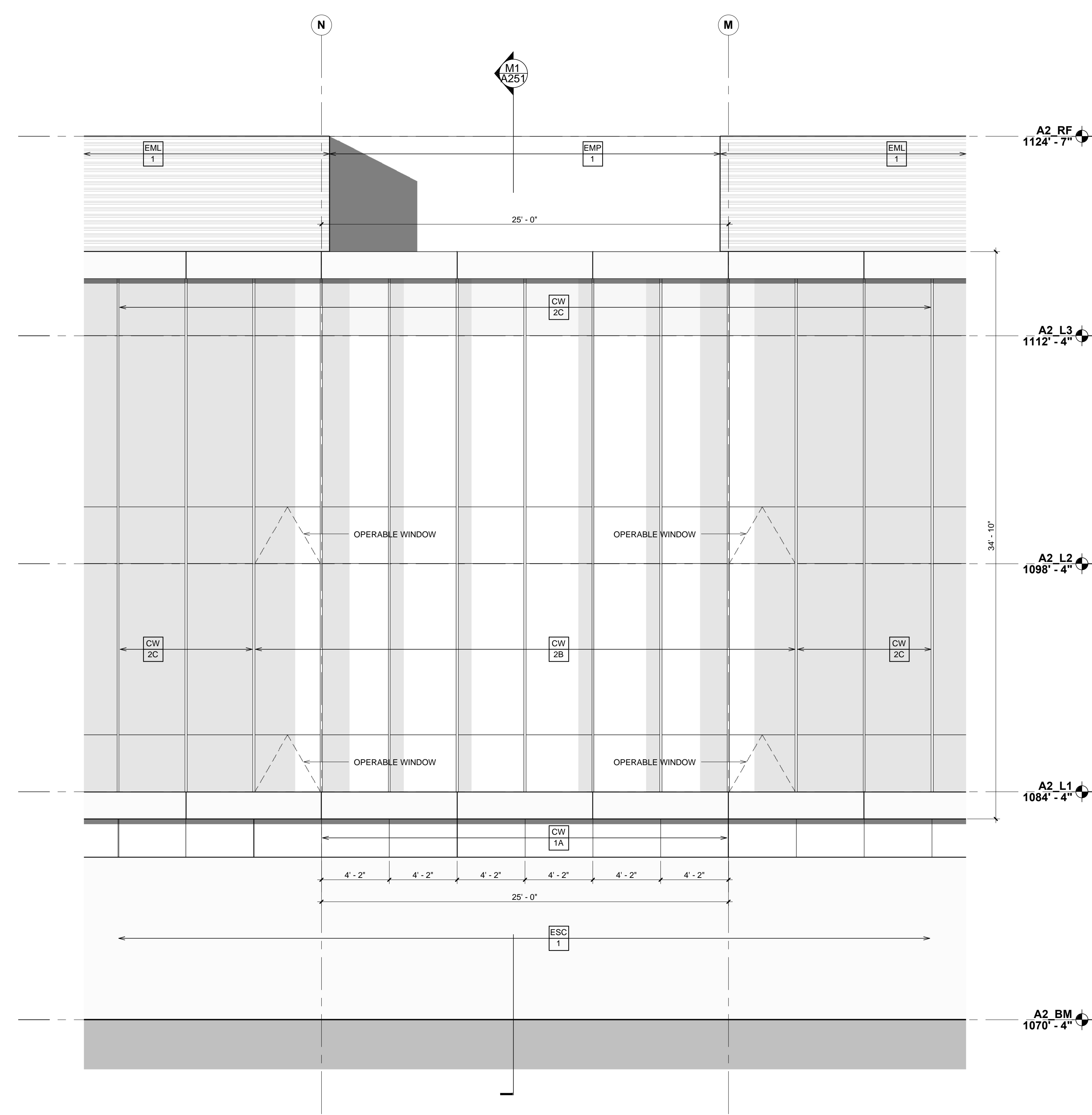
Henderson Engineers Inc. MEP
 1619 Walnut St.
 Kansas City, MO 64108
 p/ 816.663.8700

BG Consultants Inc. Civil
 4806 Du Lac Place
 Manhattan, KS, 66503
 p/ 785.537.7488

FP&C Consultants Code
 3770 Broadway
 Kansas City, MO, 64111
 p/ 816.931.3377



A2 PARTIAL EAST ELEVATION
 1/4" = 1'-0" RE:N1/A201



A11 PARTIAL WEST ELEVATION
 1/4" = 1'-0" RE:E1/A201

Rev. #	SD Submission	12/03/2014

PRELIMINARY
NOT FOR
CONSTRUCTION

100% SCHEMATIC DESIGN REVIEW SET
 12.03.2014

EXTERIOR ELEVATION DETAILS

BNIM JOB NO: #14032	DRAWING NO: A202
EA JOB NO: #1414	



Kansas State University Owner
 Office of Campus Planning & Facilities Management
 202 Dykstra Hall
 Manhattan, KS 66506
 p/ 785.532.6377

Enneed Architects Architect
 320 West 13th Street
 New York, New York 10014
 p/ 212.807.7171

BNIM Architect
 1725 Baltimore Avenue, Suite 300
 Kansas City, MO 64108
 p/ 816.783.1500

El Dorado Inc. Architect
 510 Avenida Cesar Chavez
 Kansas City, MO 64108
 p/ 816.474.3838

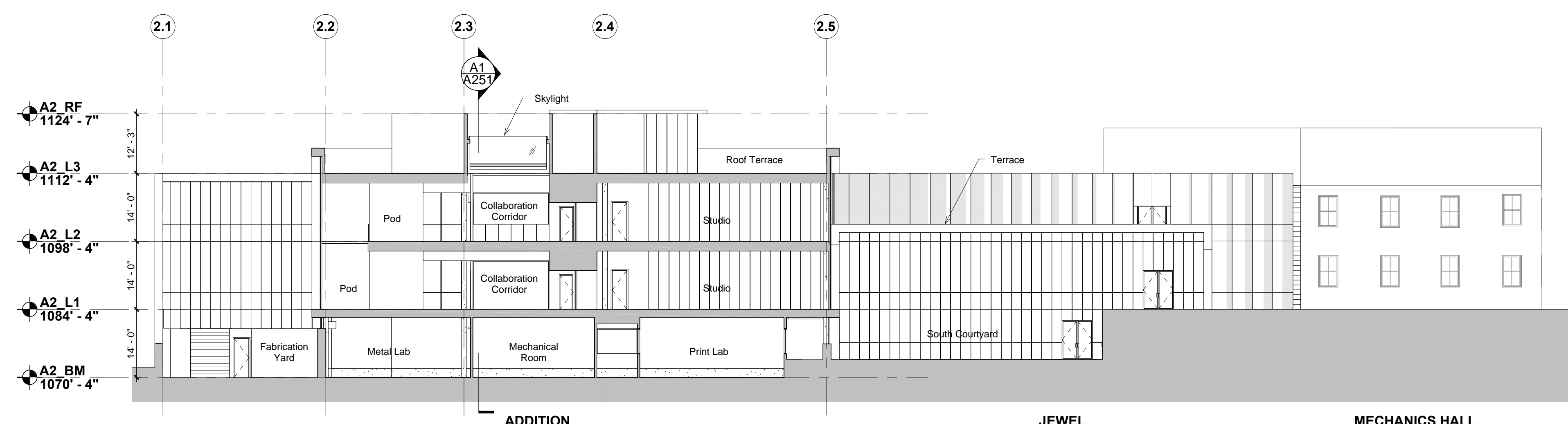
Confluence Landscape Architect
 417 Delaware Street
 Kansas City, MO 64105
 p/ 816.531.7227

Walter P. Moore Structural
 920 Main Street #10
 Kansas City, MO 64105
 p/ 816.701.2100

Henderson Engineers Inc. MEP
 1619 Walnut St.
 Kansas City, MO 64108
 p/ 816.663.8700

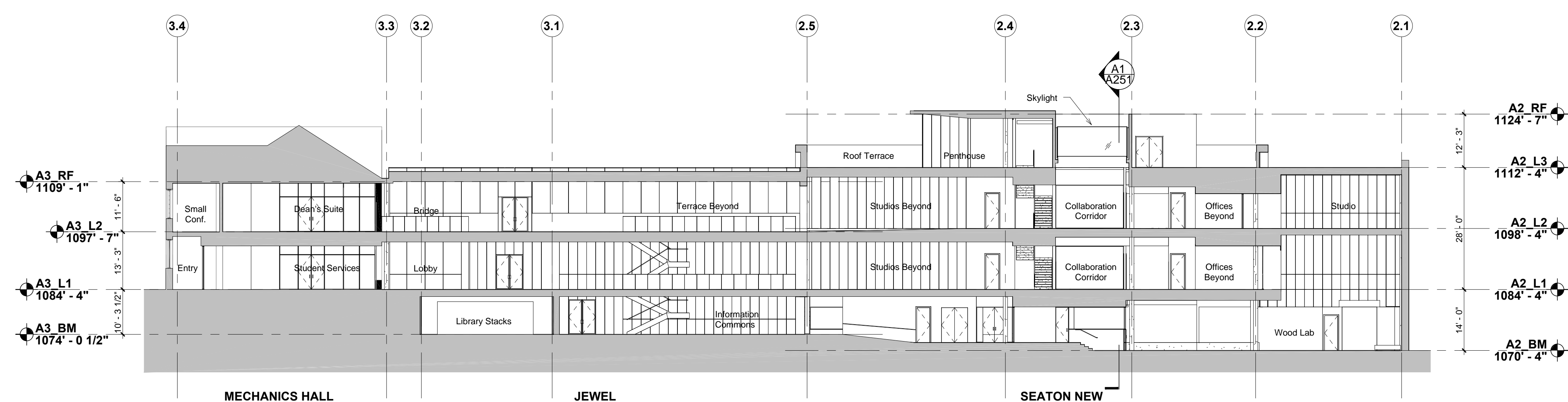
BG Consultants Inc. Civil
 4806 Du Lac Place
 Manhattan, KS, 66503
 p/ 785.537.7488

FP&C Consultants Code
 3770 Broadway
 Kansas City, MO, 64111
 p/ 816.931.3377



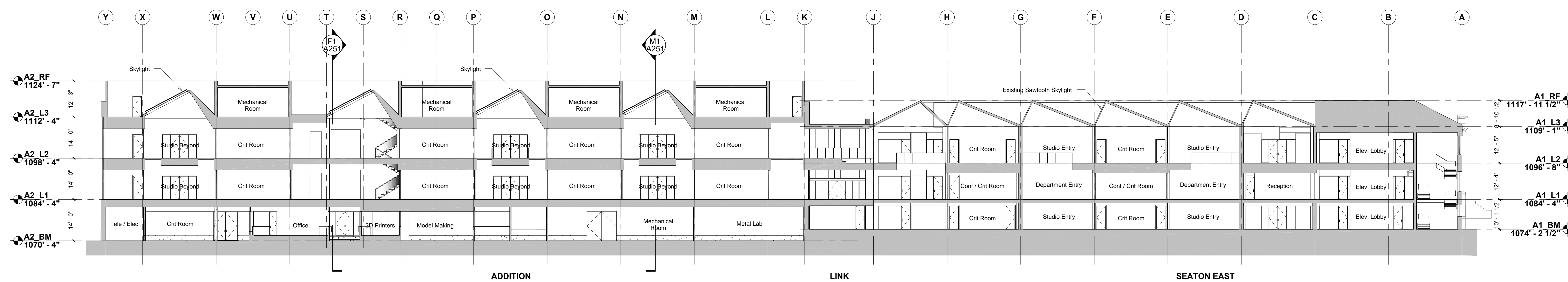
M1 E/W BUILDING SECTION 1 LOOKING NORTH

1/16" = 1'-0" RE:A1/100



F1 E/W BUILDING SECTION 2 LOOKING SOUTH

1/16" = 1'-0" RE:A1/100



A1 N/S BUILDING SECTION LOOKING EAST

1/16" = 1'-0" RE:A1/100

Rev. #	SD Submission	12/03/2014

PRELIMINARY
NOT FOR
CONSTRUCTION

10% SCHEMATIC DESIGN REVIEW SET
 12.03.2014

BUILDING SECTIONS

ENR JOB NO: #14032	DRAWING NO: A251
EA JOB NO: #1414	

ID#	Item Description	Manufacturer / Model Number	Size (LxWxH)	Clearances (F, B, L, R, A)	Weight	Electrical	Electrical Requirements	Mechanical Requirements	Plumbing Requirements	Special Requirements	Comments / Notes	Product Data Reference	Photography Reference	Serial #	Property / Dept. #	Acquired	Item Status	Existing Location	Existing Department	
Wood Lab																				
???	Panel Saw	Milwaukee Model 6410	70" x 61" x 30"	RE: Cir. Diagram #03	180 lbs	110v, 15a, 3-prong plug	duplex receptacle	dust collection, 4"O, 350CFM	-	-	1-1/2"O dust collection port, 25' cord length, padlock lock-out hole?	milwaukee_panel_saw_6410_m		771B400290277	12A10141		Existing	SC 101Main	IAPD Wood Shop	
???	Table Saw	Powermatic 7.5HP (need add'l info)	103" x 108" x 54"	RE: Cir. Diagram #01		220v, 30a, 3ph	local disconnect, clg. drop	dust collection, 4"O, 350CFM	-	-							Existing	SC 101Main	IAPD Wood Shop	
???	Table Saw	Sawstop PCS31230	85" x 33" x 34"	RE: Cir. Diagram #02	450 lbs	220v, 20a, 7ph	local disconnect, clg. drop	dust collection, 4"O, 350CFM	-	-		sawstop_table_saw_PCS31230_m		P101230384	10A0006	06.01.10	Existing	SC 101Main	IAPD Wood Shop	
???	Miter Saw	Festool Kapex 120EB	23" x 32" x 26"	RE: Cir. Diagram #44	47 lbs	120v, 13a		dust collection, 4"O, 350CFM	-	-	sliding, compound	festool_kapex_k3120_m		10434895	12A10134		Existing	SC 101Main	IAPD Wood Shop	
???	Band Saw	Poitra Band Saw No.355	26" x 41" x 82"	RE: Cir. Diagram #13		220v, 30a, 3ph		dust collection, 4"O, 350CFM	-	-	re-saw			J09791129	324661	10.01.79	Existing	SC 101Main	IAPD Wood Shop	
???	Band Saw	Powermatic Model 81	33" x 45" x 78"	RE: Cir. Diagram #11		220v, 15a, 3ph		dust collection, 4"O, 350CFM	-	-	18"			8-1102	12A10128		Existing	SC 101Main	IAPD Wood Shop	
???	Radial Arm Saw	General Mfg. Co V.154	40" x 42" x 60"	RE: Cir. Diagram #14	550 lbs	220v, 15a, 3ph		dust collection, 4"O, 350CFM	-	-		general_mfg_radial_arm_saw_v.154_M		W0982624	372951	11.01.85	Existing	SC 101Main	IAPD Wood Shop	
???	Radial Arm Saw	Delta Model 33-891	30" x 35" x 60"	RE: Cir. Diagram #12		220v, 20a, 7ph		dust collection, 4"O, 350CFM	-	-		delta_radial_arm_saw_33891_m		02L90192	12A10137		Existing	SC 101Main	IAPD Wood Shop	
???	Planer	Grizzly Model G97402	36" x 38" x 55"	RE: Cir. Diagram #08		220v, 30a, 3ph	local disconnect, clg. drop	dust collection, 6"O, 785CFM	-	-	20"	grizzly_planer_g9740_m		B1067	460903	07.28.03	Existing	SC 101Main	IAPD Wood Shop	
???	Jointer	Newman No 60	87" x 37" x 41"	RE: Cir. Diagram #06		220v, 30a, 3ph	local disconnect, clg. drop	dust collection, 4"O, 350CFM	-	-				JB-46	66498	01.01.51	Existing	SC 101Main	IAPD Wood Shop	
???	Jointer	Fay & Egan Model 425	87" x 37" 39"	RE: Cir. Diagram #06.1?		220v, 20a, 3ph	local disconnect, clg. drop	dust collection, 4"O, 350CFM	-	-					12A10140		Existing	SC 101Main	IAPD Wood Shop	
???	Mortiser Tilt Table	Powermatic Model 719T	21" x 21" x 74"	RE: Cir. Diagram #16	290 lbs	115v, 15a		dust collection, 4"O, 350CFM	-	-		powermatic_mortiser_719T_M		1003719T2999	10A0007	06.01.10	Existing	SC 101Main	IAPD Wood Shop	
???	Drill Press	Powermatic Model 2800	31" x 20" x 68"	RE: Cir. Diagram #42	209 lbs	115v, 15a		-	-	-	18" variable speed	powermatic_drill_press_2800_m		10020988	10A0005	06.01.10	Existing	SC 101Main	IAPD Wood Shop	
???	Drill Press	Shop Fox Model W1670	49" x 31" x 64"	RE: Cir. Diagram #42.3	150 lbs	110v, 5a		-	-	-	radial drill press, rotating head	shop_fox_drill_press_w1670_m		13049	12A10131		Existing	SC 101Main	IAPD Wood Shop	
???	Drill Press	Delta Model 416	27" x 14" x 65"	RE: Cir. Diagram #43.2		110v, 15a		-	-	-					12A10132		Existing	Learn to	IAPD Wood Shop	
???	Wood Mill	Grizzly Model G9959	51" x 55" x 68"	RE: Cir. Diagram #15		220v, 20a, 7ph		dust collection, 4"O, 350CFM	-	-		grizzly_mill_g9977_m		30532	12A10129		Existing	SC 101Main	IAPD Wood Shop	
???	Belt Sander	Hammond Machinery No.600	39" x 23" x 44"	RE: Cir. Diagram #19		220v, 15a, 3ph		dust collection, 4"O, 350CFM	-	-				936	265208		Existing	SC 101Main	IAPD Wood Shop	
???	Spindle Sander	Yates Model J145	20" x 25" x 42"	RE: Cir. Diagram #20		220v, 15a, 3ph		dust collection, 3"O, 195CFM	-	-		yates_sander_j145_M			66521		Existing	SC 101Main	IAPD Wood Shop	
???	Disc Sander	Central Machinery Model 45725	27" x 22" x 55"	RE: Cir. Diagram #18		220v, 11a, 7ph		dust collection, 4"O, 350CFM	-	-		central_mach_disc_sander_45725_m			12A10119		Existing	SC 101Main	IAPD Wood Shop	
???	Bench Grinder	Stanley Model 600	17" x 23" x 52"	RE: Cir. Diagram #116		220v, 15a, 3ph		-	-	-				G87782A	12A10130		Existing	SC 101Main	IAPD Wood Shop	
???	Router Table	Porter Cable 6912 (clarify)	37" x 31" x 46"	RE: Cir. Diagram #38		110v, 15a		dust collection, 4"O, 350CFM	-	-	1 1/2 HP D-HDL				061A0006	03.01.06	Existing	SC 101Main	IAPD Wood Shop	
???	Lathe	Harding Lathe	53" x 24" x 50"	RE: Cir. Diagram #21		220/440v, 2.6/1.3a, 3ph		dust collection, 4"O, 350CFM	-	-					297929	06.01.77	Existing	SC 101Main	IAPD Wood Shop	
???	Lathe	Harding Lathe	53" x 24" x 50"	RE: Cir. Diagram #21		220/440v, 2.6/1.3a, 3ph		dust collection, 4"O, 350CFM	-	-					59-18261	267853	1978?	Existing	SC 101Main	IAPD Wood Shop
???	Lathe	Powermatic Model 3520	50" x 24" x 50"	RE: Cir. Diagram #21		220v, 15a, 3ph		dust collection, 4"O, 350CFM	-	-		powermatic_lathe_3520_m		9852185	12A10126		Existing	SC 101Main	IAPD Wood Shop	
???	Lathe	Powermatic Model 3520	50" x 24" x 50"	RE: Cir. Diagram #21		220v, 15a, 3ph		dust collection, 4"O, 350CFM	-	-		powermatic_lathe_3520_m		9852060	12A10127		Existing	SC 101Main	IAPD Wood Shop	
???	Downdraft Table	Downdraft Sanding Table	43" x 37" x 37"	RE: Cir. Diagram #47		110v, 15a		-	-	-	integral vacuum pump					2011	Existing	SC 101D	IAPD Wood Shop	
???	Air Filtration Unit	JDS Airtech 750ER	12" x 24" x 34"	-	65 lbs	115v	-	-	-	-	ceiling suspended	jds_airtech_750er_m			12A1013		Existing	SC 101Main	IAPD Wood Shop	
???	Air Filtration Unit	JDS Airtech 750ER	12" x 24" x 34"	-	65 lbs	115v	-	-	-	-	ceiling suspended	jds_airtech_750er_m		915670425	12A10114		Existing	SC 101Main	IAPD Wood Shop	
???	Mobile Dust Collector	Delta Model 50-850	38" x 23" x 81"	-		120v, 20a	-	-	-	-		delta_dust_50-850_m		SF0028	12A10116		Existing	SC 101Main	IAPD Wood Shop	
???	Mobile Dust Collector	Grizzly Model G8027	15" x 25" x 63"	-	67 lbs	110v, 15a	-	-	-	-		grizzly_dust_g8027_m		19919	13A1008		Existing	SC 101Main	IAPD Wood Shop	
???	Mobile Dust Collector	Grizzly Model G8027	15" x 25" x 63"	-	67 lbs	110v, 15a	-	-	-	-		grizzly_dust_g8027_m		20779	13A1009		Existing	SC 101Main	IAPD Wood Shop	
???	Mobile Dust Collector	Grizzly Model G8027	15" x 25" x 63"	-	67 lbs	110v, 15a	-	-	-	-		grizzly_dust_g8027_m					Existing	SC 101Main	IAPD Wood Shop	
???	small cnc router	???		-			-	-	-	-	proximity to computer						Existing	SC 101Main	IAPD Wood Shop	
???	small cnc router	???		-			-	-	-	-	proximity to computer						Existing	SC 101Main	IAPD Wood Shop	
INTENTIONALLY LEFT BLANK																				
???	Band Saw	Wallace Type K	26" x 26" x 510"	RE: Cir. Diagram #102		220v/440v, 65a, 3ph (220v, 20a plug)		dust collection, 4"O, 350CFM	-	-							Existing	S-SHOP-MAIN	ARCH Wood Shop	
???	Band Saw	Powermatic 14" Model PWBS-14	14" 3/0" x 15" ??	RE: Cir. Diagram #103		115/230v, 13/6.5a, 1ph		dust collection, 4"O, 350CFM	-	-							Existing	S-SHOP-MAIN	ARCH Wood Shop	
???	Miter Saw	Festool Kapex 120EB		RE: Cir. Diagram #44	47 lbs	120v, 13a		dust collection, 4"O, 350CFM	-	-	sliding, compound	festool_kapex_k3120_m		10851432			Existing	S-SHOP-MAIN	ARCH Wood Shop	
???	Scroll Saw	Delta Model SS350	8" x 15" x 11"	RE: Cir. Diagram #105		110v, 7a		-	-	-	requires table, dust collection through mobile unit	delta_scroll_saw_ss350_m		W9858			Existing	S-SHOP-MAIN	ARCH Wood Shop	
???	Drill Press	Delta 32" Radial	1"9" x 26" x 52"	RE: Cir. Diagram #42		115v, 6.5a		-	-	-				9821			Existing	S-SHOP-MAIN	ARCH Wood Shop	
???	Drill Press	General Electric Model 5K43JGEX	1"9" x 26" x 52"	RE: Cir. Diagram #42		115/230v, 5.8/2.8a		-	-	-				219502	295710		Existing	S-SHOP-MAIN	ARCH Wood Shop	
???	Router Table	Grizzly table - bosch router	32" x 31" x 32"	RE: Cir. Diagram #53		120v, 12a		dust collection, 4"O, 350CFM	-	-							Existing	S-SHOP-MAIN	ARCH Wood Shop	
???	Belt Sander	Grizzly 1"x30" Model H3140	8" x 6" x 10"	RE: Cir. Diagram #107		110/220v, 20/10a, 1ph		dust collection, 4"O, 350CFM	-	-					228		Existing	S-SHOP-MAIN	ARCH Wood Shop	
???	Spindle Sander	Delta Model SA350	15" x 18" x 18"	RE: Cir. Diagram #128		120v, 3.5a		dust collection, 3"O, 195CFM	-	-				307783			Existing	S-SHOP-MAIN	ARCH Wood Shop	
???	Edge Sander	Grizzly Model G1140	310" x 16" x 36"	RE: Cir. Diagram #108		110/220v, 20-10a		dust collection, 4"O, 350CFM	-	-				1032713			Existing	S-SHOP-MAIN	ARCH Wood Shop	
???	Disc Sander	Grizzly 12" Model G7297	19" x 19" x 18"	RE: Cir. Diagram #110		110v, 10a		dust collection, 4"O, 350CFM	-	-							Existing	S-SHOP-MAIN	ARCH Wood Shop	
???	Jointer	Powermatic Deluxe 6" Model 54A	57" x 16" x 30"	RE: Cir. Diagram #109		115/230v, 14/7a		dust collection, 4"O, 350CFM	-	-				3040548100			Existing	S-SHOP-MAIN	ARCH Wood Shop	
???	CNC Router	Multicam 3000 Series	8" x 15"	F=4, B=2, L/R=3		220v, 52.5a, 3 phase		dust collection, 4"O, 350CFM	comp. air/dryer/regulator	proximity to computer				3-204-R-PF08494			Existing	S-SHOP-CAGE	ARCH Wood Shop	
???	Thermoformer	Belovac BVC Class 24" x 48"	54" x 54" x 57"	RE: Cir. Diagram #127		240v 60a, & 110v, 35a	local disconnects, 240v fused	-	-	-							Existing	S-SHOP-CAGE	Arch Wood Shop	
Finishing Lab																				
???	Safety Cabinet	Eagle Mfg Co. Models? Qty?	43" x 18" x 66"	F=3			-	-	-	-	exist. flamables recycling container adjacent						Existing	SC 114G	IAPD Wood Shop	
???	Safety Cabinet	Eagle Mfg Co.	4' x 1'6" x 5' 5"	F=3			-	-	-	-	exist. flamables recycling container adjacent						Existing	S-SHOP-MAIN		
???	Safety Cabinet	Eagle Mfg Co.	4' x 1'6" x 5' 5"	F=3			-	-	-	-	exist. flamables recycling container adjacent						Existing	S-SHOP-MAIN		
???	Spray Booth	???	9'3" x 8'5" x 7' 2"			220v, 30a, 3ph	local disconnect	MUA	comp. air/dryer/regulator	-	elect. motor increases ht. by 22", exist. 2ph motor draws 7000CFM, 24"O inlet						Existing	SC 114E		
???	Abrasive Blast Cabinet	Grizzly Model G0714	52" x 47" x 70"		352 lbs			-	comp. air/dryer/regulator	-	integral lighting - 4qty T5 fluorescent tubes			21012048	12A10149		Existing	SC 101B	IAPD Wood Shop	
???	Steam Bender							-	-	-	steam connection						Existing			
Lab Mechanical Room																				
???	Vacuum Pump	need info		RE: Cir. Diagram #125		600v, 60a, 3ph (current lock-out) local disconnect		-	-	-	acoustic separation	dedicated unit for CNC Router					Existing	S-SHOP-CAGE		
???	Air Compressor	Keaser Air Compressor (main)	12" x 5" x 8"	RE: Cir. Diagram #126		240v, 60a, 3p	local disconnect	-	-	-	acoustic separation	proposed new central unit for Metal Lab, Wood Lab, Finishing Lab, & Fab Yard					Existing	S-SHOP-CAGE		
Model Making Lab																				
???	Band Saw	Powermatic Model 141	23" x 21" x 73"					duct/fittings to dust collector	-	-				7941406	323870		Existing	SC 114G	IAPD Model Making	
???	Benchtop Bender System	Grizzly H77040	26" x 12" x 11"					-	-	-	table mounted			H11040	10A0004		Existing	SC 114G	IAPD Model Making	
???	Break	Central Mfg. Co. Model 5907	40" x 24" x 56"					-	-	-					12A10168		Existing	SC 114G	IAPD Model Making	
???	Oven	Westinghouse	30" x 29" x 55"					-	-	-	requires stand/ table				12A10169		Existing	SC 114G	IAPD Model Making	
???	Mobile Dust Collector	Delta Model AP400	16" x 29" x 28"		128 lbs	120v, 7a		-	-	-	proposed dedicated unit for Model Making, ??? CFM			25-XL	12A10175		Existing	SC 114G	IAPD Model Making	
???																				

ID#	Item Description	Manufacturer / Model Number	Size (LxWxH)	Clearances (F, B, L, R, A)	Weight	Electrical	Electrical Requirements	Mechanical Requirements	Plumbing Requirements	Special Requirements	Comments / Notes	Product Data Reference	Photography Reference	Serial #	Property / Dept. #	Acquired	Item Status	Existing Location	Existing Department
Metal Lab (cont.)																			
????	Break	PEC Stow and Wilcox Co.									metal debris screening, typ.						Existing	S-SHOP-MAIN	
????	Bender	Baleigh Pipe Bender Model R-M10	1'10" x 1' x 47"	RE: Cir. Diagram #114	435 lbs	120v 8.5a for hooking up drill						baleigh tube roller .m		1011			Existing	S-SHOP-METAL	
????	Bench Grinder	Hammond of Kalamazoo Grinder	30" x 25" x 47"	RE: Cir. Diagram #115		220/440v, 6/3a, 3ph								5005	295711		Existing	S-SHOP-METAL	
????	Bench Grinder	DeWalt 6" Model DW756	12" x 10" x 35"	RE: Cir. Diagram #116	28 lbs	120v, 4a								201146-YL63724			Existing	S-SHOP-METAL	
????	Disc Sander	Slate 15" Model D15	26" x 11" x 46"	RE: Cir. Diagram #117		220v, 30a, 3 ph								2777			Existing	S-SHOP-METAL	
????	Chop Saw	Makita Model 2414	3' x 22" x 45"	RE: Cir. Diagram #120		115v, 15a					w/stand			218171E			Existing	S-SHOP-METAL	
????	Mobile Horizontal Bandsaw	JET Model HBVS-56M	4' x 2' x 39"	RE: Cir. Diagram #121		115/230v, 9/4.5a								100833489			Existing	S-SHOP-METAL	
????	Drill Press	Walker Turner - for metal? In corner of shop?	26" x 26" x 87"	RE: Cir. Diagram #122		208/220/440v, 1.8a, 3ph								52E2M3	293787		Existing	S-SHOP-MAIN	
????	MIG Welder	Miller Millermatic 252- verify specs	30" x 19" x 37"	RE: Cir. Diagram #129	210 lbs	200/230v, 48/42a, 1ph		fume ventilation		arc screening	Argon/ CO2 tank			MA510051N			Existing	S-SHOP-METAL	
????	ARC Welder	Lincoln Electric AC-225-S	15" x 11" x 26"	RE: Cir. Diagram #132		230v, 50a, 1ph		fume ventilation		arc screening	Rarely used (could be stored)			7533-702			Existing	S-SHOP-METAL	
????	TIG Welder	Miller Syncrowave 200	32" x 22" x 35"	RE: Cir. Diagram #131	271 lbs	230v, 54a, 1ph		fume ventilation		arc screening	ARC capable, Argon tank			MA460100L			Existing	S-SHOP-METAL	
????	Plasma Cutter	Miller Spectrum 625 X-Treme	12" x 6" x 39"			230v, 40a, 1ph		fume ventilation	compressed air	arc screening	table top / portable unit			MA480230P			Existing	S-SHOP-METAL	
????	CNC Waterbed (a)	Torchmate X	8' x 12'	F=4', B=2', L/R=3'	4800 lbs	110v, 15a			domestic cold water	arc screening	proximity to mobile computer						Existing	AG-ENG	
????	CNC Plasma Cutter (b)	Hypertherm Powermax 65						fume ventilation	compressed air	arc screening							Existing	AG-ENG	
????	Oxy-Ace Torch Assembly	Pky - Ace - Torch	2' x 18" x 5'	RE: Cir. Diagram #130				fume ventilation		arc screening							Existing	AG-ENG	
Upholstery Lab																			
????	Sewing Machine	Dress Maker Model 1300-1500	19" x 9" x 14"														Existing	SC 114E	IAPD Upholstery
????	Sewing Machine	Singer Model 111-W150	48" x 23" x 39"														Existing	SC 114E	IAPD Upholstery
????	Sewing Machine	Sunco Model DDS-500	48" x 20" x 39"														Existing	SC 114E	IAPD Upholstery
????	Sewing Machine	Bernina Model 1000	16" x 8" x 14"														Existing	SC 114E	IAPD Upholstery
????	Sewing Machine	White Model 1418	10" x 18" x 12"														Existing	SC 114E	IAPD Upholstery
????	Sewing Machine	Singer Model 758	14" x 20" x 10"														Existing	SC 114E	IAPD Upholstery
Design Build Lab Storage (location TBD)																			
????	Ladder		22" x 6" x 8'														Existing	S-SHOP-CAGE	
????	Ladder		22" x 6" x 8'														Existing	S-SHOP-CAGE	
????	Ladder		22" x 6" x 8'														Existing	S-SHOP-CAGE	
????	Ladder	Louisville 12' FS1512	2' 6" x 6" x 12'														Existing	S-SHOP-CAGE	
????	Ladder	Louisville 32' FE2682	1' 6" x 7" x 16'														Existing	S-SHOP-CAGE	
????	Fan	MAXX Air High Velocity	2' x 2' x 6"			115v, 3a											Existing	S-SHOP-CAGE	
????	Fan	General Electric Standing	2' x 2' x 6"			115v, 4a											Existing	S-SHOP-CAGE	
????	Air Compressor	Husky Pro Model?? 763BXCLP1398	2'x2'x4'			220/240v, 15/7.5a, 7ph											Existing	S-SHOP-CAGE	
????	Mobile Table Saw	Ridgid TS2400-1	22" x 2' 4" x 5'			120v, 15a					w/stand						Existing	S-SHOP-CAGE	
????	Mobile Miter Saw	Ridgid AC9944	33" x 2' x 4'			120v, 15a					w/stand						Existing	S-SHOP-CAGE	
????	Cement Mixer	Gilson	3' 3" x 2' x 5'6"			115v, 6.2a											Existing	S-SHOP-CAGE	
????	Tile Cutter	Norton Blockbuster Model 360277	22" x 2' 2" x 5'			???, 6.7A											Existing	S-SHOP-CAGE	
????	Wheelbarrow	True Temper	24" x 2'4" x 16"														Existing	S-SHOP-CAGE	
????	Miter Saw	Bosch 12" Compound Model 3912	22" x 6" x 8'			120v, 15a						bosch miter saw .cm12 .m		2881905331			Existing	S-SHOP-CAGE	
????	Mobile Planer	DeWalt 13" Model DW735	20" x 24" x 36"			120v, 15a					w/stand			200951-CT241578			Existing	S-SHOP-MAIN	
????	Mobile Planer	DeWalt 13" Model DW735	20" x 24" x 36"			120v, 15a					w/stand			2001205-CT262379			Existing	S-SHOP-MAIN	
????	Scaffold	Aluma-Plank Scaffold Deck P22W-6												58988-04		2006	Existing	SC 111	
Lab Storage																			
????	Mobile Heliodon	HPD Model 126	5'x5'5"									heliodon .m					Existing		
Glass Lab																			
????	Grinder	Glastar Super Star II; G12 Grinder	9.25" x 8.25"									glass grinders .m					Existing	SC 116	
????	Ring Saw	Gemini Taurus 3 Ring saw	10" x 16" x 18"									glass .ring .saw .m					Existing	SC 116	
????	Kiln	Paragon Fusion 16	36" x 33" x 21"	36" all sides	165 lbs	120v, 20a					w/bead door	glass .Large .kiln - Paragon Fusion 16 .m					Existing	SC 116	
????	Kiln	Jen Ken AF3P Bead Annealer	14" x 14" x 8"	24" all sides	40 lbs	120v, 13a, 1560w, 5-15R plug						glass .Small .kiln .m					Existing	SC 116	
LARCP / Fluvial Lab																			
????	need info																Existing		
????	need info																Existing		
Laser Cutter Room (Basement Seaton East)																			
????	Laser Cutter	Universal Laser VLS-660	44 x 39 x 36	F=3'	325 lbs	110v, 10a, 3-prong plug	(2) 4" ports, 500cfm @ 6"sp	compressed air / regulator		proximity to computer	Requires NEW air compressor w/ dryer- location TBD, floor-standing	universal laser vls660 .m				2010?	Existing	SC 106E	
Laser Cutter Room (First Floor Seaton East)																			
????	Laser Cutter	Universal Laser VLS-660	44 x 39 x 36	F=3'	325 lbs	110v, 10a, 3-prong plug	(2) 4" ports, 500cfm @ 6"sp	compressed air / regulator		proximity to computer	Requires NEW air compressor w/ dryer- location TBD, floor-standing	universal laser vls660 .m				2012?	Existing	SC 106E	
Laser Cutter Room (Second Floor Seaton East)																			
????	Laser Cutter					110v, 10a, 3-prong plug	(2) 4" ports, 500cfm @ 6"sp	compressed air / regulator		proximity to computer	Requires NEW air compressor w/ dryer- location TBD						Future		
Printmaking Lab																			
????	Hot Plate	takachPress: Bench Top Hot Plate	24" x 36"	4' all sides		220v, 10a, 7ph	general ventilation					http://www.takachpress.com					Existing	S 303A	
????	Screen Printing Press	Advance Vacuum table	60" x 40"	4'F							w/vacuum table						Existing	S 303A	
????	Screen Printing Press	Hinge clamps and table	50" x 45"	4'F													Existing	S 303A	
????	Screen Printing Press	Hinge Clamps and table	50" x 45"	4'F													Existing	S 303A	
????	Etching Press	Takach 3048 Table Top Etching Press	60" x 36"	6' all sides	380 lbs							http://www.takachpress.com					Existing	S 303A	
????	UV Exposure Unit	Auto UV Screen exposure Unit with Lid	25" x 36"	4' F		115v, 77a				dark room / safetylighting	Light sensitive processes	http://www.silkscreeningsupplies.com					Existing	HUNT	
????	Bookmaking Standing Press	Talas	24" x 24" 15"	Use on working table							Can be stored on shelf, but needs working table	http://apps.webcreate.com					Existing	HUNT	
????	Bookmaking Press	Talas	96" x 36"	Use on working table							Can be stored on shelf, but needs working table	http://apps.webcreate.com					Existing	HUNT	
????	Bookmaking Sewing Frame	Talas	30" x 26" x 15"	Use on working table							Can be stored on shelf, but needs working table	http://apps.webcreate.com					Existing	HUNT	
????	High Pressure Drying Sys.		50" x 40"	4' all sides							stacked wood panel sheets and weights with car jack for pressure						Existing	HUNT	
????	Paper Making Drying Press		24" x 36"	4' all sides					drain		stacked wood panel sheets and weights with car jack for pressure						Existing	HUNT	
????	Combo Press and Bench	Conrad Combination_C24 Standard	55" x 40"	6' all sides	405 lbs							http://www.conradmachine.com					Existing	HUNT	
????	Tabletop Letterpress	Showcard Tabletop Letterpress	24" x 48"	4' F	200 lbs						sits on table						Existing	HUNT	
????	Plotter	Epson 4800	34" x30"	4' F		240w, 77a, 7ph					proximity to computer						Existing	S 303A	
????	Oily Waste Can	Uline Oily Waste Can	18" x 24"														Existing	S 303A	
????	Safety Cabinet	H-2218 Undercounter	23" x 18" 35"	4' F													Existing	S 303A	
????	Drying Rack (large)		40" x 50"	4' F, L, R								http://www.utrechtart.com					Existing	S 303A	
????	Drying Rack (medium)		30" x 30"	4' F, L, R													Existing	S 303A	
????	Safety Cabinet		34 x 34 x 65" (2)	4' F													Proposed		
????	Dry Mount Press	D&K 5298H Vacuum Dry Mount Press	108 x 65 x 38	F=4', B=6", L/R=2"	375 LBS	230V, 26A, 7ph											Existing	SC 106B?	
????	Book Binder	Sterling DigiBinder Plus	20" x 16" x 210"	F=3'		220v, 10a, 7ph								10438	467280		Existing	S-SHOP-MAIN	
Print / Plot Room (Basement Seaton East)																			
????	Plotter																Existing		
????	Printer																Existing		
Print / Plot Room (First Floor Seaton East)																			
????	Plotter																Existing		
????	Printer																Existing		
Print / Plot Room (Second Floor Seaton East)																			
????	Plotter																Existing		
????	Printer																Existing		





Kansas State University Owner
 Office of Campus Planning & Facilities Management
 202 Dykstra Hall
 Manhattan, KS 66506
 p/ 785.532.6377

Ennead Architects Architect
 320 West 13th Street
 New York, New York 10014
 p/ 212.907.7171

BNIM Architect
 1735 Baltimore Avenue, Suite 300
 Kansas City, MO 64108
 p/ 816.763.1500

El Dorado Inc. Architect
 510 Avenida Cesar Chavez
 Kansas City, MO 64108
 p/ 816.474.3838

Confluence Landscape Architect
 417 Delaware Street
 Kansas City, MO 64105
 p/ 816.531.7227

Walter P. Moore Structural
 920 Main Street #10
 Kansas City, MO 64105
 p/ 816.701.2100

Henderson Engineers Inc. MEP
 1919 Walnut St.
 Kansas City, MO 64108
 p/ 816.663.8700

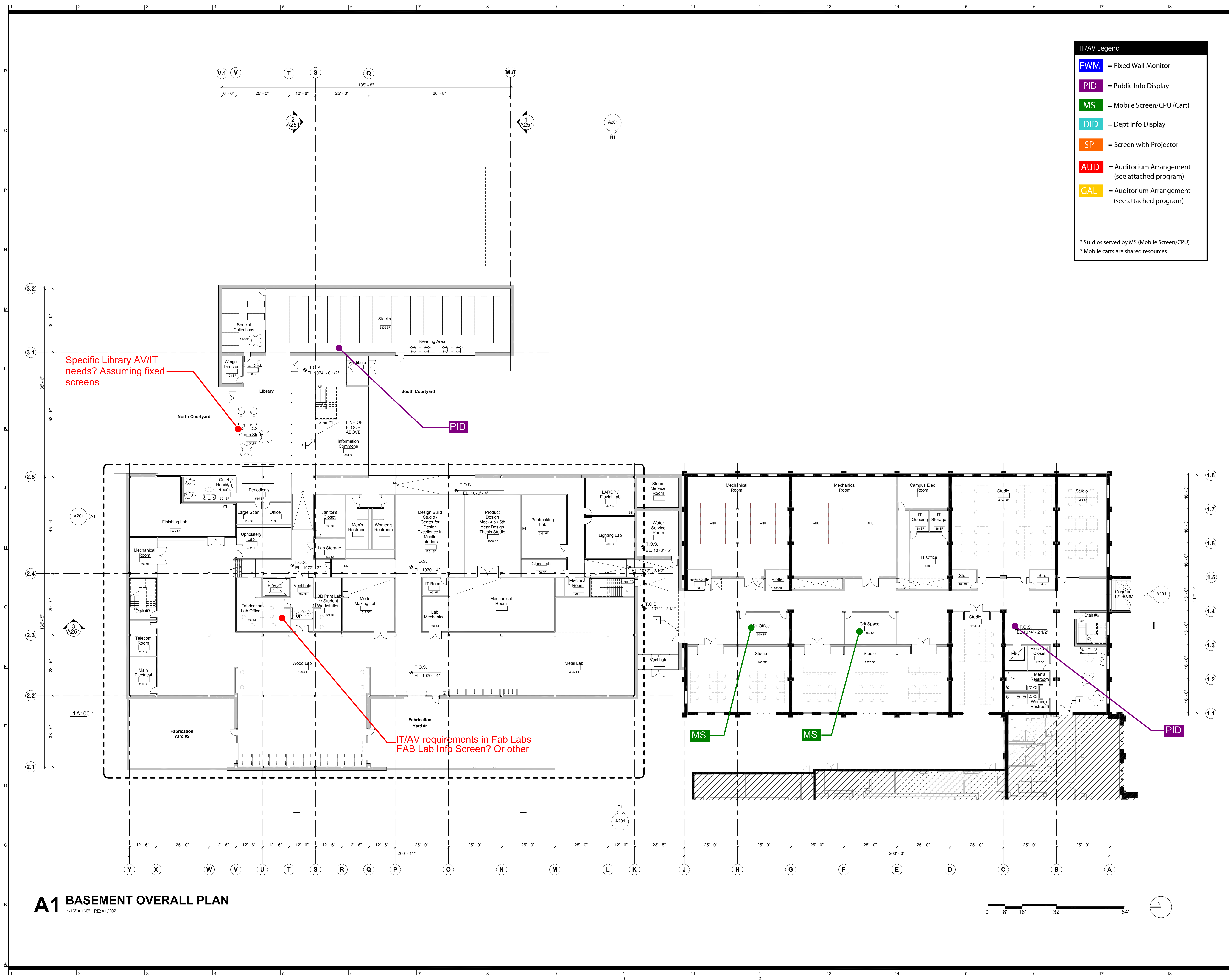
BC Consultants Inc. Civil
 4808 Du Lac Place
 Manhattan, KS, 66503
 p/ 785.537.7468

FP&C Consultants Code
 3770 Broadway
 Kansas City, MO, 64111
 p/ 816.931.3377

IT/AV Legend

- FWM** = Fixed Wall Monitor
- PID** = Public Info Display
- MS** = Mobile Screen/CPU (Cart)
- DID** = Dept Info Display
- SP** = Screen with Projector
- AUD** = Auditorium Arrangement
(see attached program)
- GAL** = Auditorium Arrangement
(see attached program)

* Studios served by MS (Mobile Screen/CPU)
 * Mobile carts are shared resources



Specific Library AV/IT needs? Assuming fixed screens

IT/AV requirements in Fab Labs FAB Lab Info Screen? Or other

A1 BASEMENT OVERALL PLAN

1/16" = 1'-0" RE:A1/202

Rev. # SD Submission 12/03/2014

PRELIMINARY NOT FOR CONSTRUCTION

100% SCHEMATIC DESIGN REVIEW SET
 12.03.2014

BASEMENT AV/IT DIAGRAM

DRAWING NO: AV100	DRAWING NO: #14032
DRAWING NO: #1414	DRAWING NO: #14032



Kansas State University Owner
Office of Campus Planning & Facilities Management
202 Dykstra Hall
Manhattan, KS 66506
p/ 785.532.6377

Ennead Architects Architect
320 West 13th Street
New York, New York 10014
p/ 212.907.7171

BNIM Architect
1735 Baltimore Avenue, Suite 300
Kansas City, MO 64108
p/ 816.763.1500

El Dorado Inc. Architect
510 Avenida Cesar Chavez
Kansas City, MO 64108
p/ 816.474.3838

Confluence Landscape Architect
417 Delaware Street
Kansas City, MO 64105
p/ 816.531.7227

Walter P. Moore Structural
920 Main Street #10
Kansas City, MO 64105
p/ 816.701.2100

Henderson Engineers Inc. MEP
1919 Walnut St.
Kansas City, MO 64108
p/ 816.663.8700

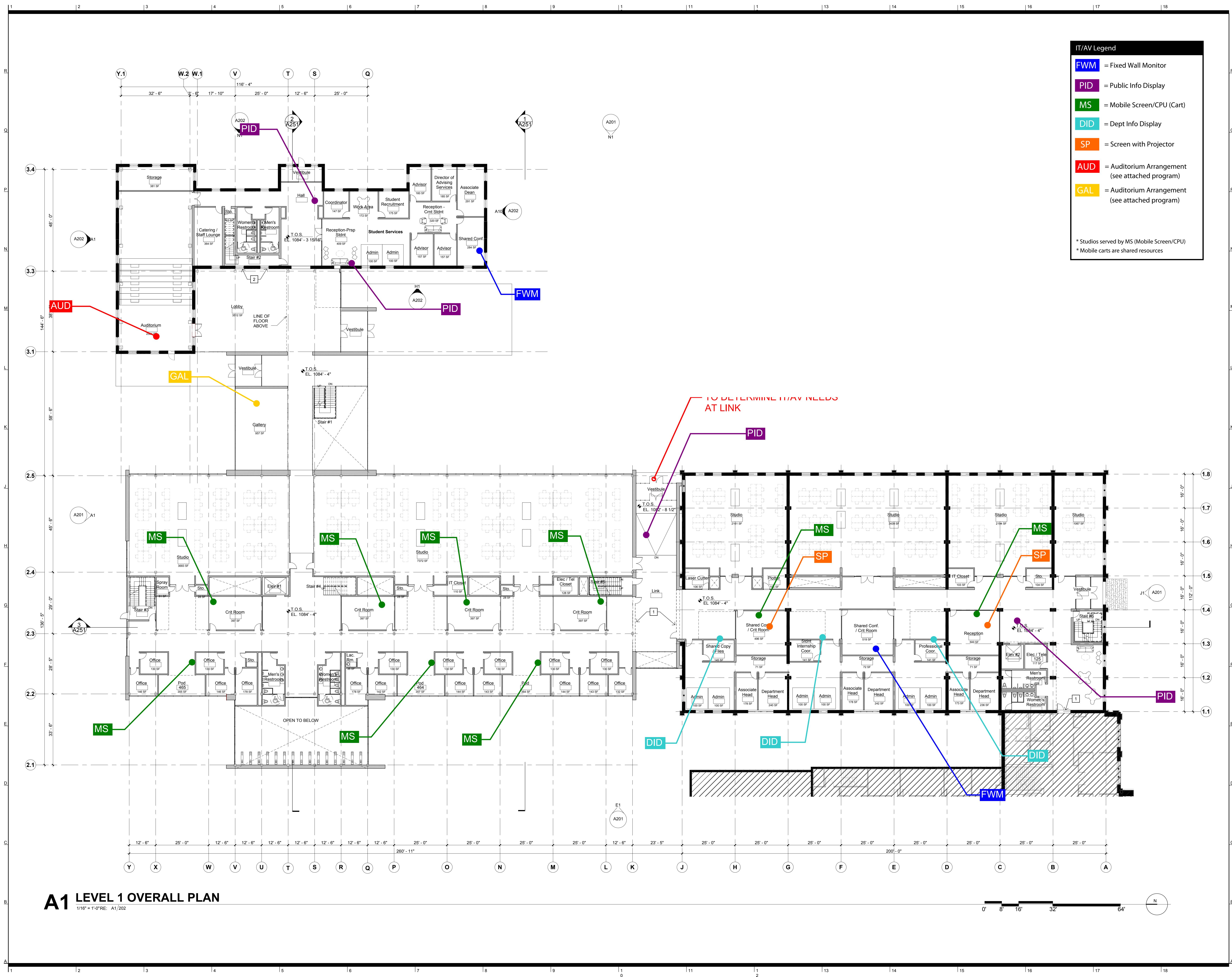
BC Consultants Inc. Civil
4808 Du Lac Place
Manhattan, KS, 66503
p/ 785.537.7488

FP&C Consultants Code
3770 Broadway
Kansas City, MO, 64111
p/ 816.931.3377

IT/AV Legend

- FWM = Fixed Wall Monitor
- PID = Public Info Display
- MS = Mobile Screen/CPU (Cart)
- DID = Dept Info Display
- SP = Screen with Projector
- AUD = Auditorium Arrangement (see attached program)
- GAL = Auditorium Arrangement (see attached program)

* Studios served by MS (Mobile Screen/CPU)
* Mobile carts are shared resources



A1 LEVEL 1 OVERALL PLAN

1/16" = 1'-0" RE: A1/202

Rev. # SD Submission 12/03/2014

**PRELIMINARY
NOT FOR
CONSTRUCTION**

100% SCHEMATIC DESIGN REVIEW SET
12.03.2014

LEVEL 1 IT/AV DIAGRAM

BNM JOB NO: #4032 EA JOB NO: #114	DRAWING NO: AV101
--	---------------------------------



Kansas State University Owner
Office of Campus Planning & Facilities Management
202 Drake Hall
Manhattan, KS 66506
p/ 785.532.5377

Ennead Architects Architect
320 West 13th Street
New York, New York 10014
p/ 212.907.7171

BNIM Architect
1735 Baltimore Avenue, Suite 300
Kansas City, MO 64108
p/ 816.763.1500

El Dorado Inc. Architect
510 Avenida Cesar Chavez
Kansas City, MO 64105
p/ 816.474.3838

Confluence Landscape Architect
417 Delaware Street
Kansas City, MO 64105
p/ 816.531.7227

Walter P. Moore Structural
920 Main Street #10
Kansas City, MO 64105
p/ 816.701.2100

Henderson Engineers Inc. MEP
1919 Walnut St.
Kansas City, MO 64108
p/ 816.663.8700

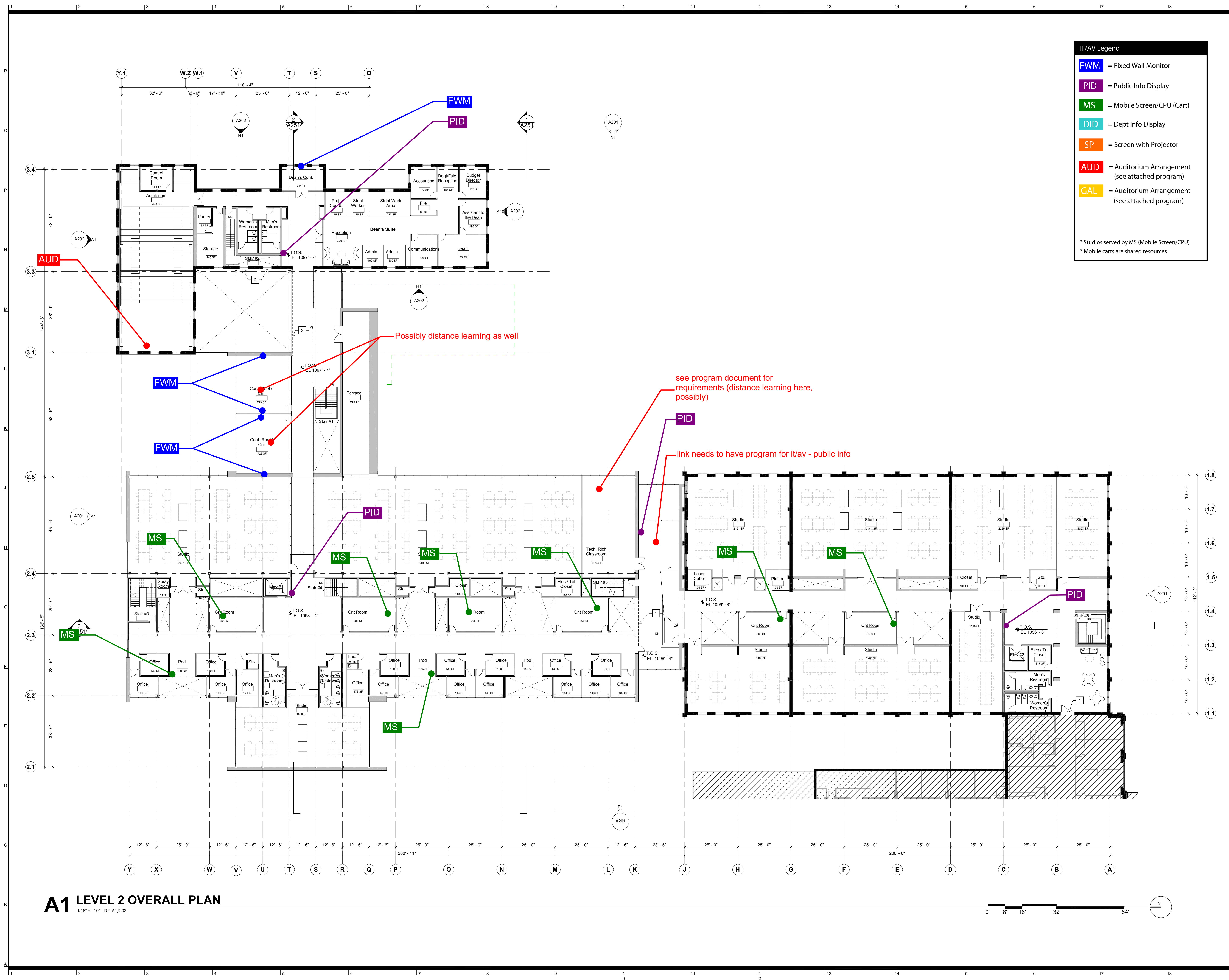
BQ Consultants Inc. Civil
4808 Du Lac Place
Manhattan, KS, 66503
p/ 785.537.7488

FP&C Consultants Code
3770 Broadway
Kansas City, MO, 64111
p/ 816.931.3377

IT/AV Legend

- FWM = Fixed Wall Monitor
- PID = Public Info Display
- MS = Mobile Screen/CPU (Cart)
- DID = Dept Info Display
- SP = Screen with Projector
- AUD = Auditorium Arrangement (see attached program)
- GAL = Auditorium Arrangement (see attached program)

* Studios served by MS (Mobile Screen/CPU)
* Mobile carts are shared resources



Possibly distance learning as well

see program document for requirements (distance learning here, possibly)

link needs to have program for it/av - public info

A1 LEVEL 2 OVERALL PLAN
1/16" = 1'-0" RE:A1/202

Rev. # SD Submission 12/03/2014

**PRELIMINARY
NOT FOR
CONSTRUCTION**

100% SCHEMATIC DESIGN REVIEW SET
12.03.2014

LEVEL 2 IT/AV DIAGRAMS

BNM JOB NO: #4032 EA JOB NO: #114	DRAWING NO: AV102
--	---------------------------------



Kansas State University Owner
Office of Campus Planning & Facilities Management
202 Dykstra Hall
Manhattan, KS 66506
p/ 785.532.5377

Ennead Architects Architect
320 West 13th Street
New York, New York 10014
p/ 212.907.7171

BNIM Architect
1735 Baltimore Avenue, Suite 300
Kansas City, MO 64108
p/ 816.763.1500

El Dorado Inc. Architect
510 Avenida Cesar Chavez
Kansas City, MO 64108
p/ 816.474.3838

Confluence Landscape Architect
417 Delaware Street
Kansas City, MO 64105
p/ 816.531.7227

Walter P. Moore Structural
920 Main Street #10
Kansas City, MO 64105
p/ 816.701.2100

Henderson Engineers Inc. MEP
1619 Walnut St.
Kansas City, MO 64108
p/ 816.663.8700

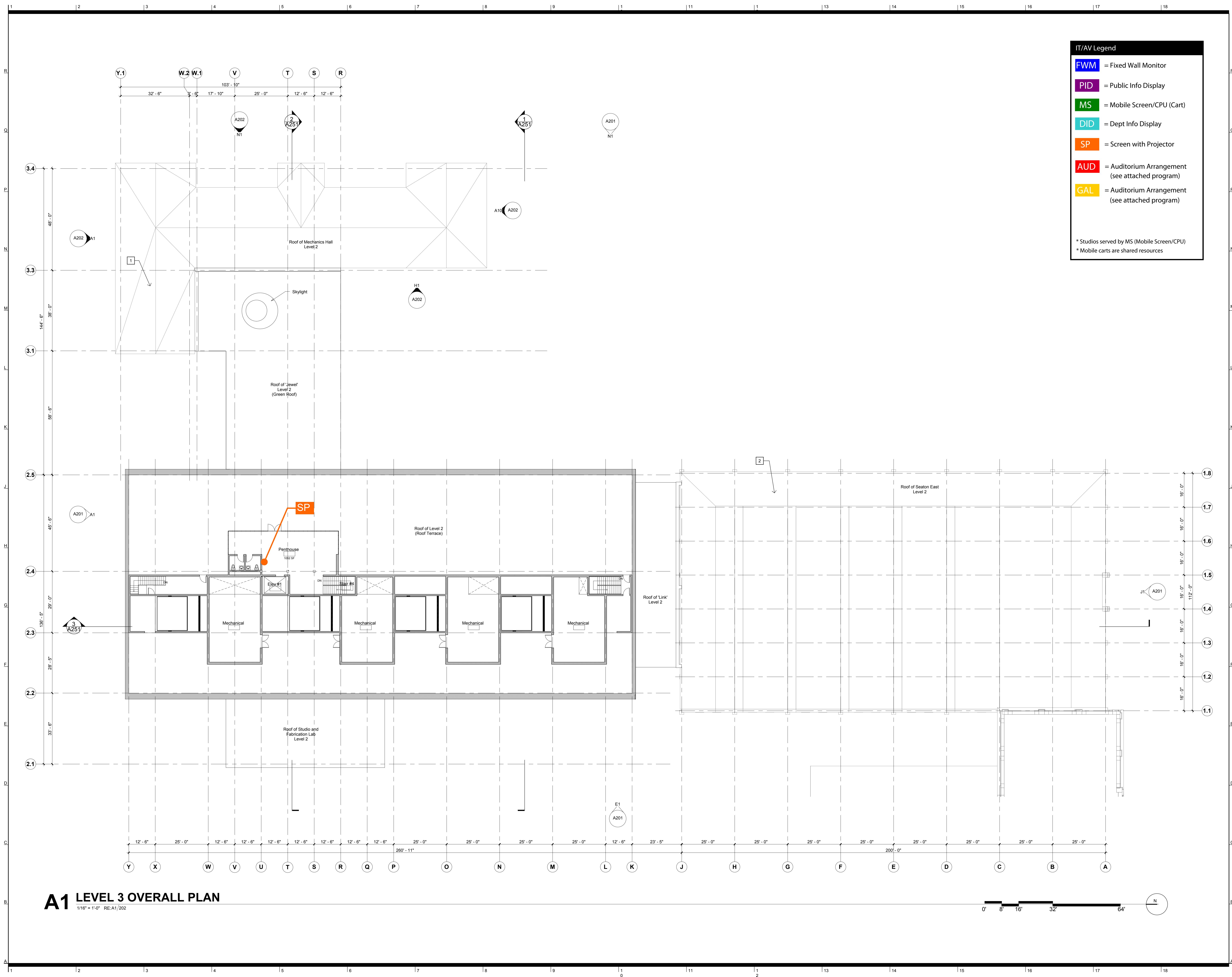
BG Consultants Inc. Civil
4808 Du Lac Place
Manhattan, KS, 66503
p/ 785.537.7468

FP&C Consultants Code
3770 Broadway
Kansas City, MO, 64111
p/ 816.931.3377

IT/AV Legend

- FWM = Fixed Wall Monitor
- PID = Public Info Display
- MS = Mobile Screen/CPU (Cart)
- DID = Dept Info Display
- SP = Screen with Projector
- AUD = Auditorium Arrangement (see attached program)
- GAL = Auditorium Arrangement (see attached program)

* Studios served by MS (Mobile Screen/CPU)
* Mobile carts are shared resources



A1 LEVEL 3 OVERALL PLAN

1/16" = 1'-0" RE:A1/202

Rev. # SD Submission 12/03/2014

**PRELIMINARY
NOT FOR
CONSTRUCTION**

100% SCHEMATIC DESIGN REVIEW SET
12.03.2014

LEVEL 3 IT/AV DIAGRAM

BRM JOB NO: #14032	DRAWING NO: AV103
EA JOB NO: #1414	



Kansas State University Owner
Office of Campus Planning & Facilities Management
202 Dykstra Hall
Manhattan, KS 66506
p/ 785.532.6377

Ennead Architects Architect
320 West 13th Street
New York, New York 10014
p/ 212.907.7171

BNIM Architect
1735 Baltimore Avenue, Suite 300
Kansas City, MO 64108
p/ 816.763.1500

El Dorado Inc. Architect
510 Avenida Cesar Chavez
Kansas City, MO 64108
p/ 816.474.3838

Confluence Landscape Architect
417 Delaware Street
Kansas City, MO 64105
p/ 816.531.7227

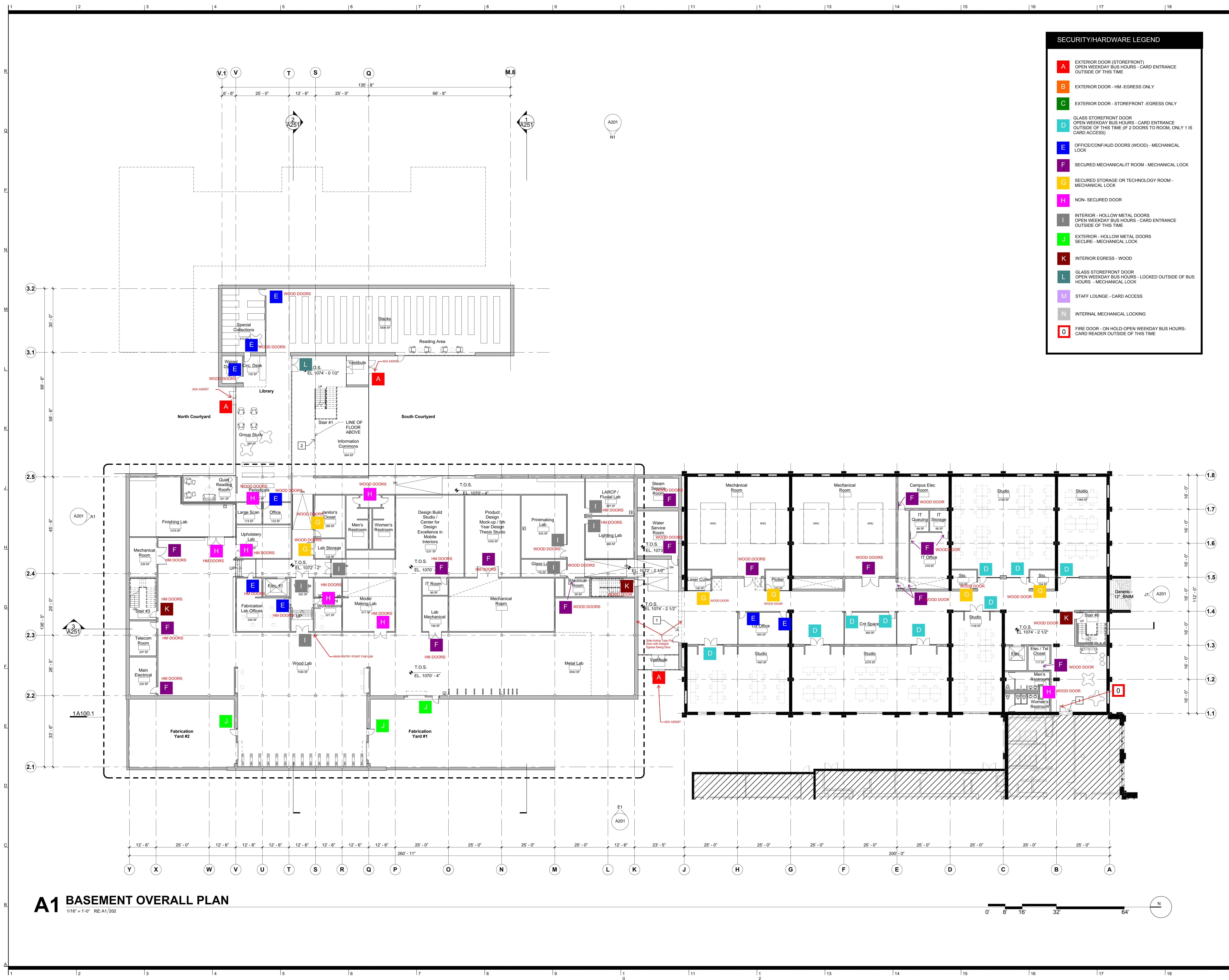
Walter P. Moore Structural
920 Main Street #10
Kansas City, MO 64105
p/ 816.701.2100

Henderson Engineers Inc. MEP
1619 Walnut St.
Kansas City, MO 64108
p/ 816.663.8700

BC Consultants Inc. Civil
4806 Dulac Place
Manhattan, KS 66503
p/ 785.537.7488

FP&C Consultants Code
3770 Broadway
Kansas City, MO 64111
p/ 816.931.5377

SECURITY/HARDWARE LEGEND	
A	EXTERIOR DOOR (STOREFRONT) OPEN WEEKDAY BUS HOURS - CARD ENTRANCE OUTSIDE OF THIS TIME
B	EXTERIOR DOOR - HM - EGRESS ONLY
C	EXTERIOR DOOR - STOREFRONT - EGRESS ONLY
D	GLASS STOREFRONT DOOR OPEN WEEKDAY BUS HOURS - CARD ENTRANCE OUTSIDE OF THIS TIME (IF 2 DOORS TO ROOM, ONLY 1 IS CARD ACCESS)
E	OFFICE/CONF/AUD DOORS (WOOD) - MECHANICAL LOCK
F	SECURED MECHANICAL/IT ROOM - MECHANICAL LOCK
G	SECURED STORAGE OR TECHNOLOGY ROOM - MECHANICAL LOCK
H	NON- SECURED DOOR
I	INTERIOR - HOLLOW METAL DOORS OPEN WEEKDAY BUS HOURS - CARD ENTRANCE OUTSIDE OF THIS TIME
J	EXTERIOR - HOLLOW METAL DOORS SECURE - MECHANICAL LOCK
K	INTERIOR EGRESS - WOOD
L	GLASS STOREFRONT DOOR OPEN WEEKDAY BUS HOURS - LOCKED OUTSIDE OF BUS HOURS - MECHANICAL LOCK
M	STAFF LOUNGE - CARD ACCESS
N	INTERNAL MECHANICAL LOCKING
O	FIRE DOOR - ON HOLD-OPEN WEEKDAY BUS HOURS - CARD READER OUTSIDE OF THIS TIME



Rev. # SD Submission 12/03/2014

**PRELIMINARY
NOT FOR
CONSTRUCTION**

100% SCHEMATIC DESIGN REVIEW SET
12.03.2014

A1 BASEMENT OVERALL PLAN
1/16" = 1'-0" RE:A1/202

BASEMENT SECURITY/HARDWARE

BNIM JOB NO. #14032	DRAWING NO. SE100
EA JOB NO. #1414	



Kansas State University Owner

Office of Campus Planning & Facilities Management
202 Dykstra Hall
Manhattan, KS 66506
p/ 785.532.6377

Ennead Architects Architect

320 West 13th Street
New York, New York 10014
p/ 212.907.7171

BNIM Architect

1735 Baltimore Avenue, Suite 300
Kansas City, MO 64108
p/ 816.763.1500

El Dorado Inc. Architect

510 Avenida Cesar Chavez
Kansas City, MO 64105
p/ 816.474.3838

Confluence Landscape Architect

417 Delaware Street
Kansas City, MO 64105
p/ 816.531.7227

Walter P. Moore Structural

920 Main Street #10
Kansas City, MO 64105
p/ 816.701.2100

Henderson Engineers Inc. MEP

1919 Walnut St.
Kansas City, MO 64108
p/ 816.663.8700

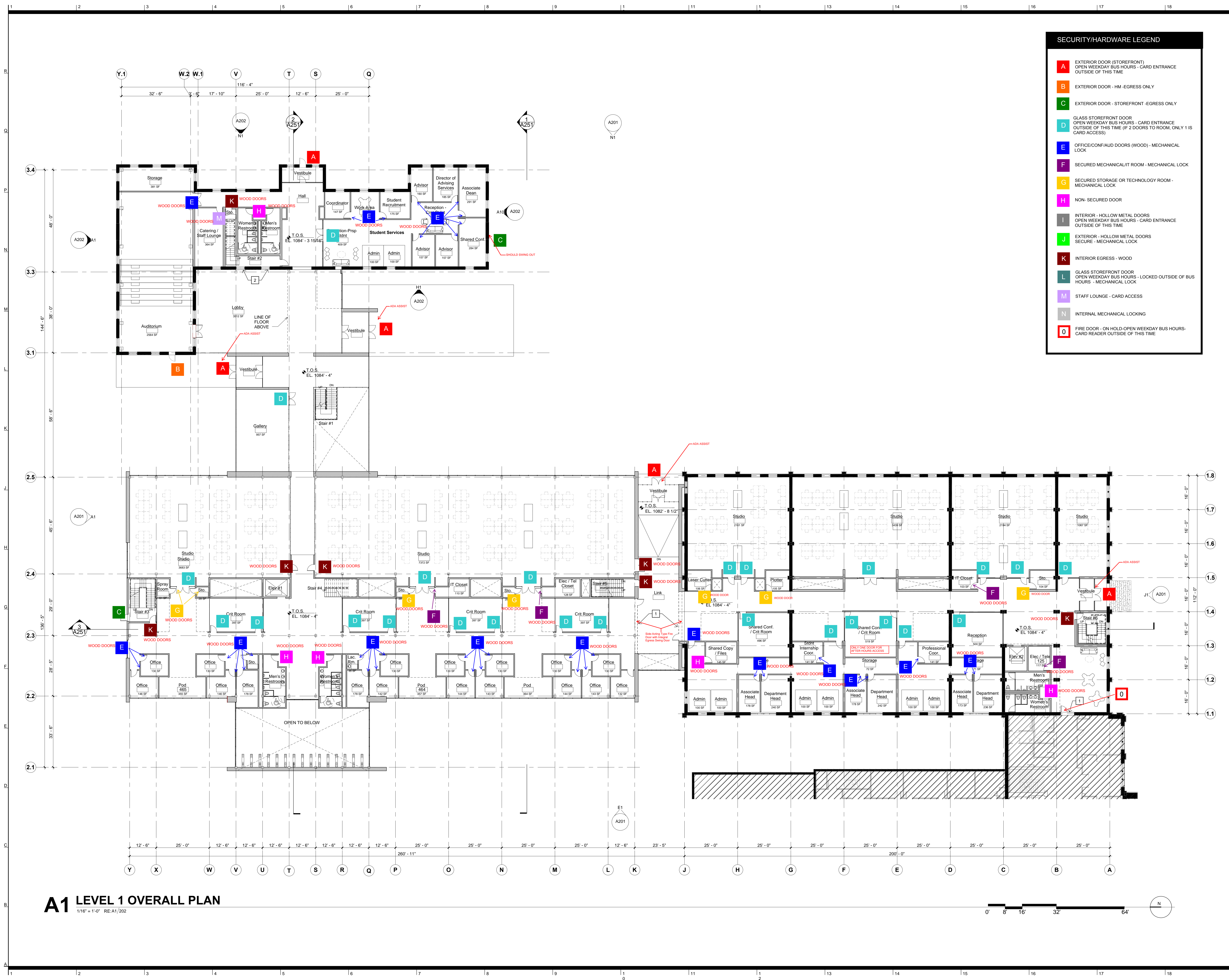
BC Consultants Inc. Civil

4806 Dulac Place
Manhattan, KS 66503
p/ 785.537.7488

FP&C Consultants Code

3770 Broadway
Kansas City, MO, 64111
p/ 816.931.3377

SECURITY/HARDWARE LEGEND	
A	EXTERIOR DOOR (STOREFRONT) OPEN WEEKDAY BUS HOURS - CARD ENTRANCE OUTSIDE OF THIS TIME
B	EXTERIOR DOOR - HM - EGRESS ONLY
C	EXTERIOR DOOR - STOREFRONT - EGRESS ONLY
D	GLASS STOREFRONT DOOR OPEN WEEKDAY BUS HOURS - CARD ENTRANCE OUTSIDE OF THIS TIME (IF 2 DOORS TO ROOM, ONLY 1 IS CARD ACCESS)
E	OFFICE/CONF/AUD DOORS (WOOD) - MECHANICAL LOCK
F	SECURED MECHANICAL/IT ROOM - MECHANICAL LOCK
G	SECURED STORAGE OR TECHNOLOGY ROOM - MECHANICAL LOCK
H	NON- SECURED DOOR
I	INTERIOR - HOLLOW METAL DOORS OPEN WEEKDAY BUS HOURS - CARD ENTRANCE OUTSIDE OF THIS TIME
J	EXTERIOR - HOLLOW METAL DOORS SECURE - MECHANICAL LOCK
K	INTERIOR EGRESS - WOOD
L	GLASS STOREFRONT DOOR OPEN WEEKDAY BUS HOURS - LOCKED OUTSIDE OF BUS HOURS - MECHANICAL LOCK
M	STAFF LOUNGE - CARD ACCESS
N	INTERNAL MECHANICAL LOCKING
O	FIRE DOOR - ON HOLD-OPEN WEEKDAY BUS HOURS- CARD READER OUTSIDE OF THIS TIME



A1 LEVEL 1 OVERALL PLAN

1/16" = 1'-0" REA1/202

Rev. # SD Submission 12/03/2014

**PRELIMINARY
NOT FOR
CONSTRUCTION**

100% SCHEMATIC DESIGN REVIEW SET
12.03.2014

LEVEL 1 SECURITY/HARDWARE

BNIM JOB NO: #14032	DRAWING NO: SE101
EA JOB NO: #1414	



Kansas State University Owner

Office of Campus Planning & Facilities Management
202 Drake Hall
Manhattan, KS 66506
p/ 785.532.9377

Ennead Architects Architect

320 West 13th Street
New York, New York 10014
p/ 212.907.7171

BNIM Architect

1735 Baltimore Avenue, Suite 300
Kansas City, MO 64108
p/ 816.763.1500

El Dorado Inc. Architect

510 Avenida Cesar Chavez
Kansas City, MO 64105
p/ 816.474.3838

Confluence Landscape Architect

417 Delaware Street
Kansas City, MO 64105
p/ 816.531.7227

Walter P. Moore Structural

920 Main Street #10
Kansas City, MO 64105
p/ 816.701.2100

Henderson Engineers Inc. MEP

1919 Walnut St.
Kansas City, MO 64108
p/ 816.663.8700

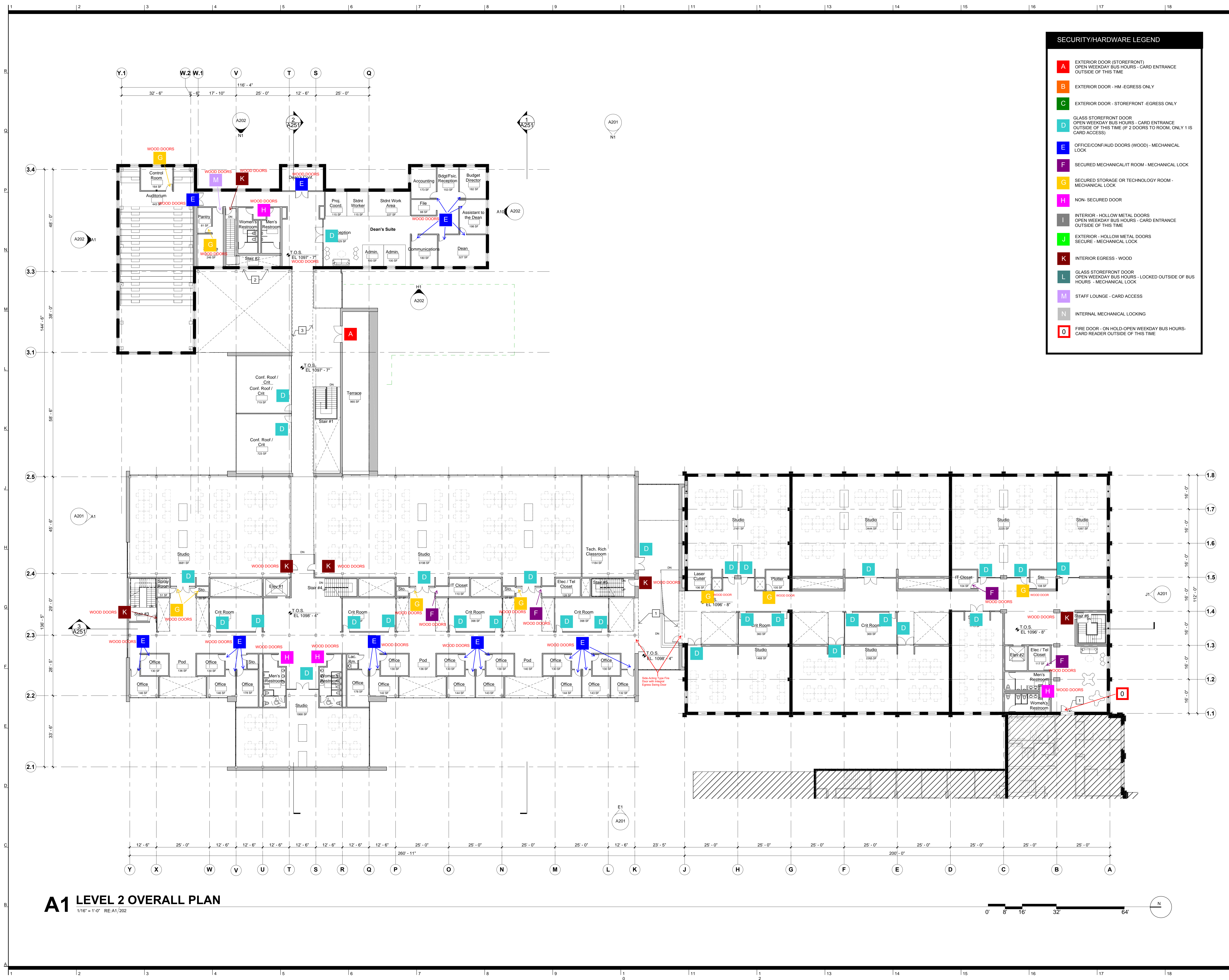
BG Consultants Inc. Civil

4806 Dulac Place
Manhattan, KS, 66503
p/ 785.537.7488

F&C Consultants Code

3770 Broadway
Kansas City, MO, 64111
p/ 816.931.3377

SECURITY/HARDWARE LEGEND	
A	EXTERIOR DOOR (STOREFRONT) OPEN WEEKDAY BUS HOURS - CARD ENTRANCE OUTSIDE OF THIS TIME
B	EXTERIOR DOOR - HM - EGRESS ONLY
C	EXTERIOR DOOR - STOREFRONT - EGRESS ONLY
D	GLASS STOREFRONT DOOR OPEN WEEKDAY BUS HOURS - CARD ENTRANCE OUTSIDE OF THIS TIME (IF 2 DOORS TO ROOM, ONLY 1 IS CARD ACCESS)
E	OFFICE/CONF/AUD DOORS (WOOD) - MECHANICAL LOCK
F	SECURED MECHANICAL/IT ROOM - MECHANICAL LOCK
G	SECURED STORAGE OR TECHNOLOGY ROOM - MECHANICAL LOCK
H	NON- SECURED DOOR
I	INTERIOR - HOLLOW METAL DOORS OPEN WEEKDAY BUS HOURS - CARD ENTRANCE OUTSIDE OF THIS TIME
J	EXTERIOR - HOLLOW METAL DOORS SECURE - MECHANICAL LOCK
K	INTERIOR EGRESS - WOOD
L	GLASS STOREFRONT DOOR OPEN WEEKDAY BUS HOURS - LOCKED OUTSIDE OF BUS HOURS - MECHANICAL LOCK
M	STAFF LOUNGE - CARD ACCESS
N	INTERNAL MECHANICAL LOCKING
O	FIRE DOOR - ON HOLD-OPEN WEEKDAY BUS HOURS - CARD READER OUTSIDE OF THIS TIME



A1 LEVEL 2 OVERALL PLAN
1/16" = 1'-0" RE/A1/202

Rev. # SD Submission 12/03/2014

**PRELIMINARY
NOT FOR
CONSTRUCTION**

100% SCHEMATIC DESIGN REVIEW SET
12.03.2014

LEVEL 2 SECURITY/HARDWARE

BNIM JOB NO: #14032	DRAWING NO:
EA JOB NO: #1414	SE102



Kansas State University Owner

Office of Campus Planning & Facilities Management
202 Dykstra Hall
Manhattan, KS 66506
p/ 785.532.6377

Ennead Architects Architect

320 West 13th Street
New York, New York 10014
p/ 212.907.7171

BNIM Architect

1735 Baltimore Avenue, Suite 300
Kansas City, MO 64108
p/ 816.763.1500

El Dorado Inc. Architect

510 Avenida Cesar Chavez
Kansas City, MO 64108
p/ 816.474.3838

Confluence Landscape Architect

417 Delaware Street
Kansas City, MO 64105
p/ 816.531.7227

Walter P. Moore Structural

920 Main Street #10
Kansas City, MO 64105
p/ 816.701.2100

Henderson Engineers Inc. MEP

1619 Walnut St.
Kansas City, MO 64108
p/ 816.663.8700

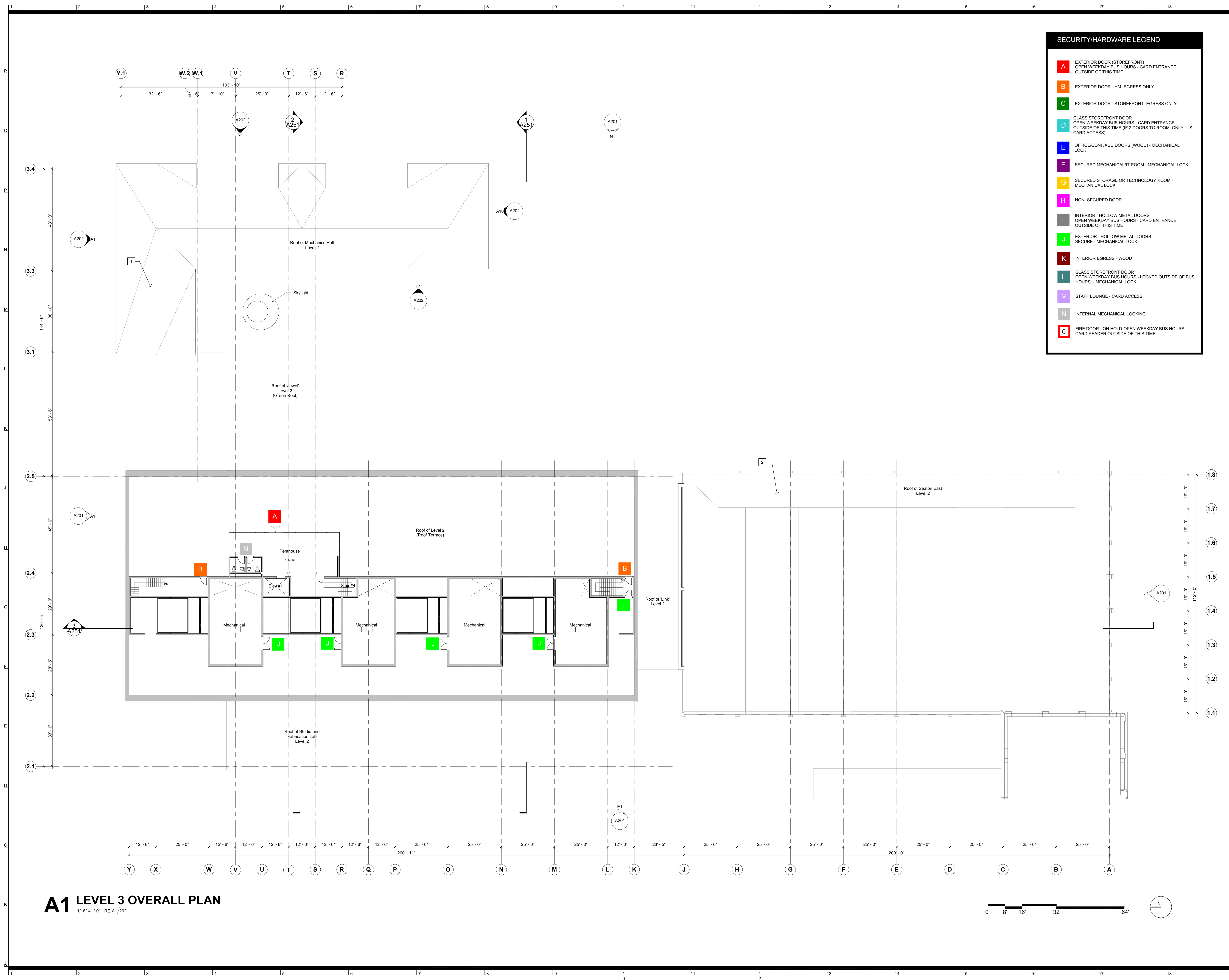
BQ Consultants Inc. Civil

4806 Dulac Place
Manhattan, KS 66503
p/ 785.537.7488

FP&C Consultants Code

3770 Broadway
Kansas City, MO 64111
p/ 816.931.3377

SECURITY/HARDWARE LEGEND	
A	EXTERIOR DOOR (STOREFRONT) OPEN WEEKDAY BUS HOURS - CARD ENTRANCE OUTSIDE OF THIS TIME
B	EXTERIOR DOOR - HM - EGRESS ONLY
C	EXTERIOR DOOR - STOREFRONT - EGRESS ONLY
D	GLASS STOREFRONT DOOR OPEN WEEKDAY BUS HOURS - CARD ENTRANCE OUTSIDE OF THIS TIME (IF 2 DOORS TO ROOM, ONLY 1 IS CARD ACCESS)
E	OFFICE/CONF/AUD DOORS (WOOD) - MECHANICAL LOCK
F	SECURED MECHANICAL/IT ROOM - MECHANICAL LOCK
G	SECURED STORAGE OR TECHNOLOGY ROOM - MECHANICAL LOCK
H	NON- SECURED DOOR
I	INTERIOR - HOLLOW METAL DOORS OPEN WEEKDAY BUS HOURS - CARD ENTRANCE OUTSIDE OF THIS TIME
J	EXTERIOR - HOLLOW METAL DOORS SECURE - MECHANICAL LOCK
K	INTERIOR EGRESS - WOOD
L	GLASS STOREFRONT DOOR OPEN WEEKDAY BUS HOURS - LOCKED OUTSIDE OF BUS HOURS - MECHANICAL LOCK
M	STAFF LOUNGE - CARD ACCESS
N	INTERNAL MECHANICAL LOCKING
O	FIRE DOOR - ON HOLD-OPEN WEEKDAY BUS HOURS- CARD READER OUTSIDE OF THIS TIME



A1 LEVEL 3 OVERALL PLAN
1/16" = 1'-0" RE:A1/202

Rev. #	SD Submission	12/03/2014

**PRELIMINARY
NOT FOR
CONSTRUCTION**

100% SCHEMATIC DESIGN REVIEW SET
12.03.2014

LEVEL 3 SECURITY/HARDWARE

BRM JOB NO: #14032	DRAWING NO: SE103
EA JOB NO: #1414	