



# Classroom Survey Overview

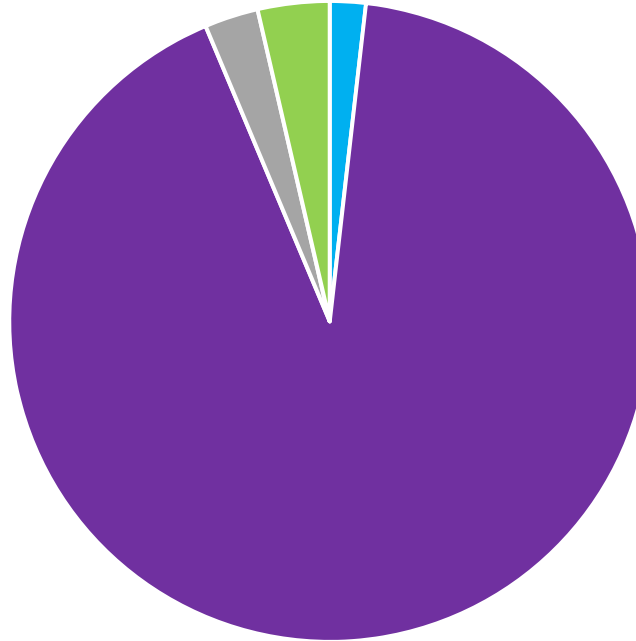
---

## Kansas State University

February 2017

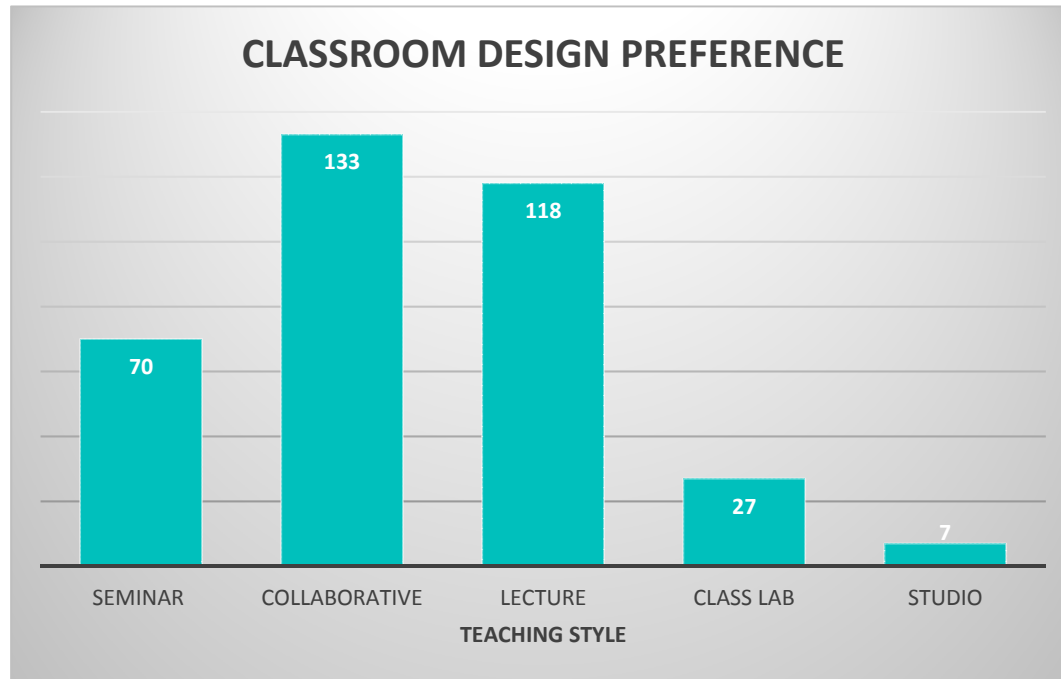
## SURVEY PARTICIPANTS

■ Room Scheduler ■ Faculty ■ Staff ■ Graduate Student



- Classroom Survey was administered by the High-Tech Classroom Committee.
- Out of a possible 768 people we had 221 participants.
- This survey only included classrooms that are currently centrally scheduled by the Registrars office.
- Survey includes questions pertaining to classroom teaching style preferences, seating capacity needs, and which classrooms have preferred use.

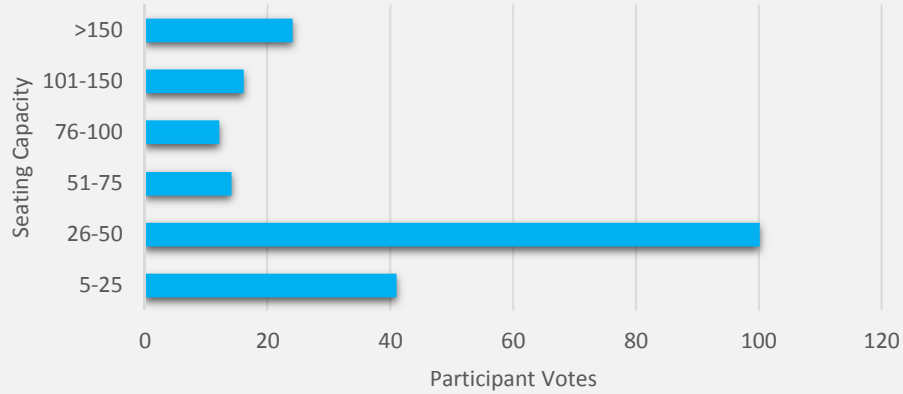




Classroom Type	Description
Seminar.....	Small conference room with table and mobile chairs or tablet arm chairs
Collaborative.....	Active learning/collaborative environment with mobile furniture
Lecture.....	Fixed seating with tables or tablet arm chairs
Class Lab.....	Lab type environment with computers
Studio.....	Lab type environment without computers

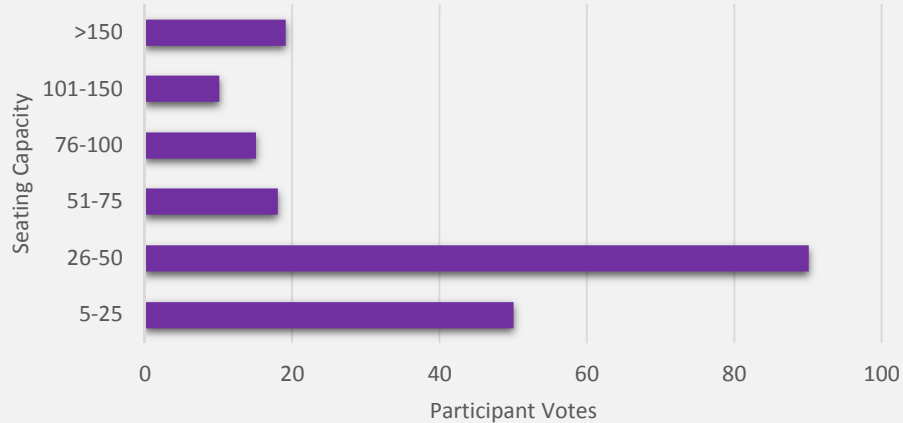


### PREFERRED SEATING CAPACITY OF CURRENTLY AVAILABLE ROOMS

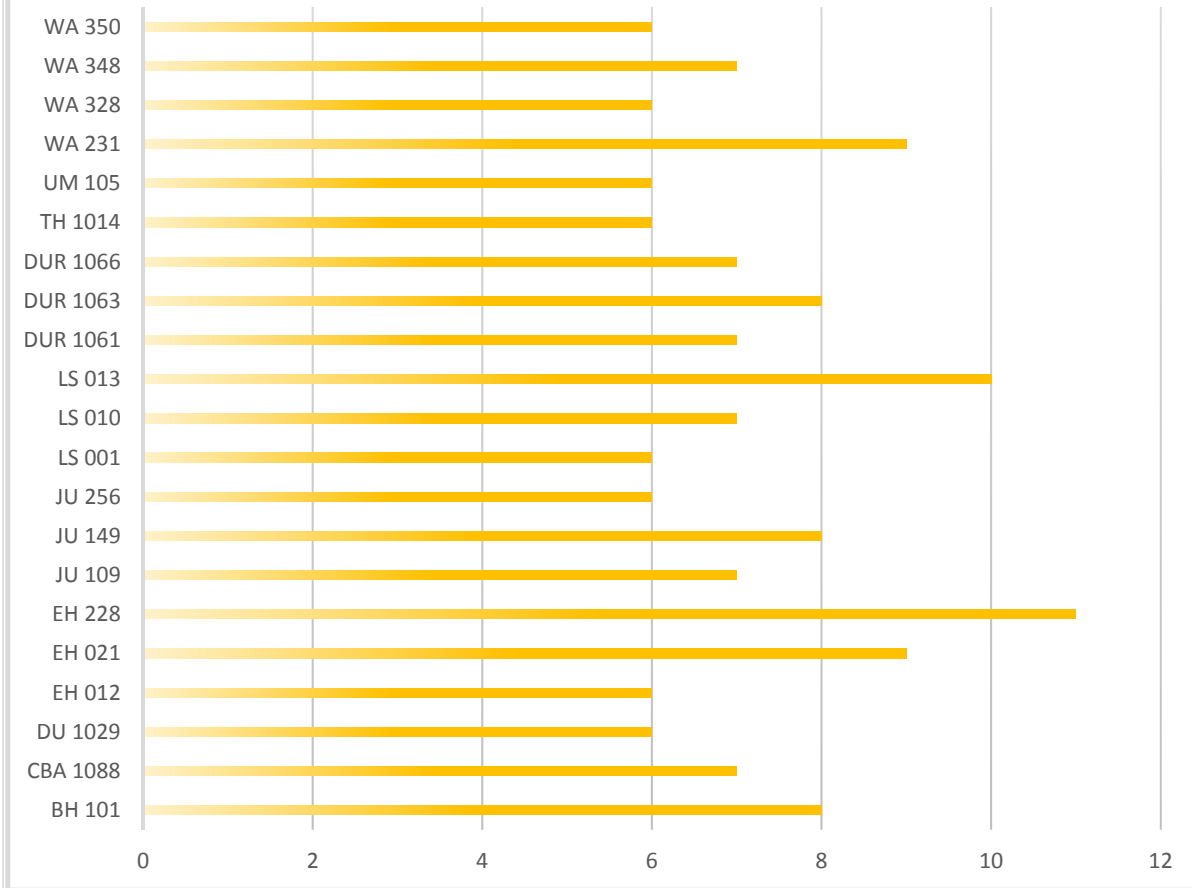


Overall the responses to seating capacity indicated a need for additional classrooms in the 25-50 student capacity range.

### REQUESTED SEATING CAPACITY IF ROOMS WERE TO BE ADDED OR RENOVATED



## PREFERRED CLASSROOMS TO TEACH IN



ROOM	CAPACITY	UTILIZATION RATE
WA 350	47	38
WA 348	59	32
WA 328	76	44
WA 231	158	30
UM 105	444	29
TH 1014	86	32
LS 013	79	35
LS 010	47	24
LS 001	39	42
JU 256	48	16
JU 149	48	26
JU 109	202	41
EH 228	23	32
EH 021	34	36
EH 012	34	27
DUR 1066	91	34
DUR 1063	47	25
DUR 1061	47	19
DU 1029	47	24
CBA 1088	250	-
BH 101	214	37

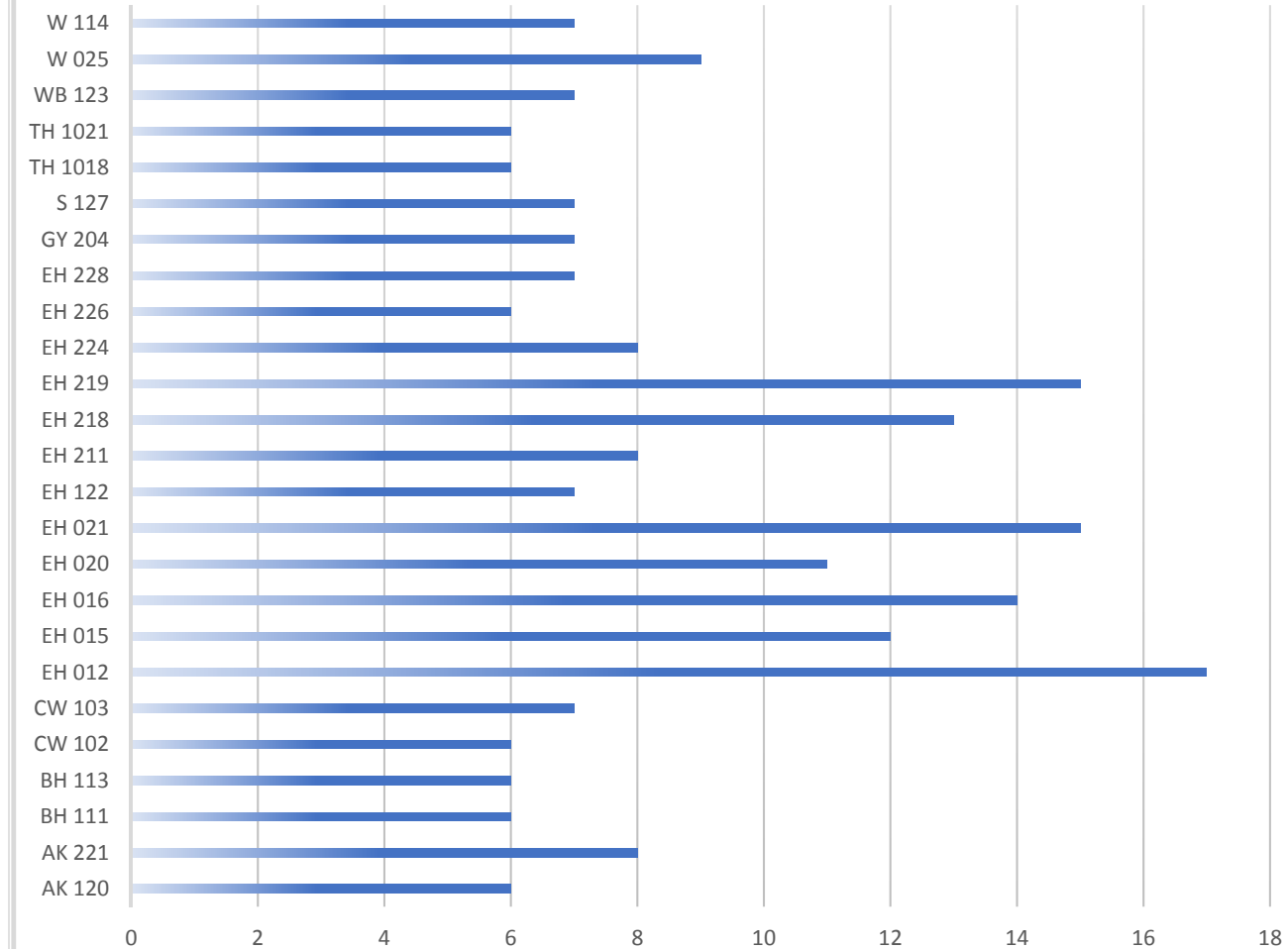
\*137 classrooms were included in the survey and this chart only shows classrooms that received 6 or more votes.

Abbreviations Key: WA – Waters    UM – Umberger    TH - Throckmorton    DUR – Rathbone    LS – Leasure  
 JU – Justin    EH – Eisenhower    DU – Durland    CBA – Business    BH - Bluemont

## CLASSROOM PREFERENCES



## CLASSROOMS MOST IN NEED OF RENOVATION



ROOM	CAPACITY	UTILIZATION RATE
W 114	229	39
W 025	35	16
WB 123	256	32
TH 1021	44	13
TH 1018	170	35
S 127	47	18
GY 204	28	25
EH 228	28	32
EH 226	36	25
EH 224	36	22
EH 219	36	23
EH 218	34	30
EH 211	34	22
EH 122	34	10
EH 021	34	36
EH 020	34	17
EH 016	30	42
EH 015	82	32
EH 012	34	27
CW 103	175	33
CW 102	111	34
BH 113	39	25
BH 111	39	17
AK 221	90	27
AK 120	195	35

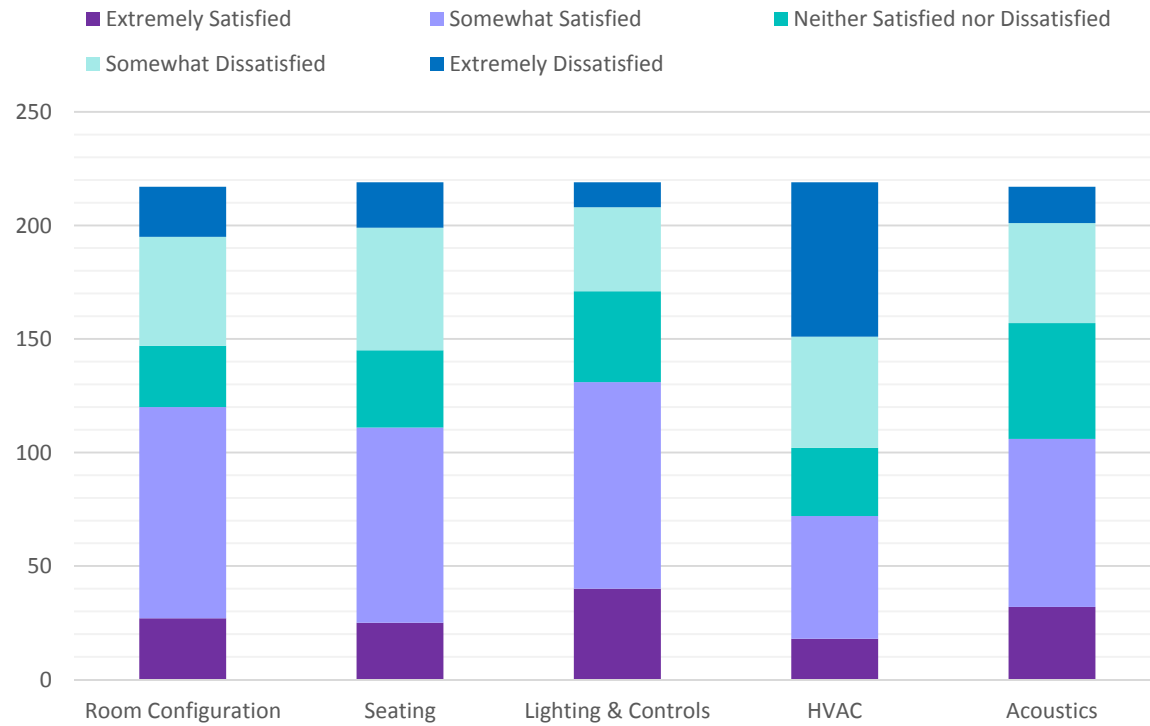
\*137 classrooms were included in the survey and this chart only shows classrooms that received 6 or more votes.

Abbreviations Key: W – Willard    WB - Weber    TH – Throckmorton    S - Seaton    GY – Gymnasium  
 EH – Eisenhower    CW – Cardwell    BH – Bluemont    AK - Ackert

## CLASSROOM PREFERENCES



# PHYSICAL ENVIRONMENT FACTORS



Participants were asked to consider the centrally scheduled classrooms where they typically teach when responding to this question.

