

A large, faint, grey-scale version of the "KS" logo is centered in the background of the page. The letters are stylized and overlapping. A small registered trademark symbol (®) is located at the bottom left of the "S" character.

**2009 - 2010 Senior Survey
University Summary Report**

Office of Assessment

June 2010

2009 – 2010 SENIOR SURVEY
UNIVERSITY SUMMARY REPORT

Prepared by:

Steven Hawks
Assistant Director

Sarah Murdoch
Graduate Research Assistant

Bryan Kracht
Student Assistant

Office of Assessment
Kansas State University
June 2010

EXECUTIVE SUMMARY

2009 – 2010 Senior Survey

- The Senior Survey is designed to give undergraduate students the opportunity to reflect upon their K-State experiences. This information is used to improve the college experience for future students by identifying strengths in our programs as well as areas that need further development.
- Of the 3,191 seniors who received the survey, 2,076 participated for an overall response rate of 65.1% (down from 73% last year).

Response Rates

- The Colleges of Engineering and Education achieved the highest overall response rates; 78% and 75% respectively.

Demographics of Respondents

- 53% of respondents were female.
- Approximately 87% of respondents were White/Non-Hispanic.
- 80% of respondents were twenty-three years of age or younger.
- 72% of respondents reported a G.P.A above 3.0.
- 52% of respondents graduated with an undergraduate certificate and/or minor.

Participation in Major

- 85% of respondents *strongly agreed* or *agreed* that students in their major were career oriented.
- At least 82% of respondents *strongly agreed* or *agreed* that in their major, faculty were accessible for out-of-class assistance, effective teachers, and interested in the academic and professional development of students.
- Approximately 83% of respondents *strongly agreed* or *agreed* that they experienced mutual respect between undergraduate majors and professors within their program.
- 85% of respondents *strongly agreed* or *agreed* that they found courses within their major to be academically stimulating.

Satisfaction with Services and Facilities

(Respondents who “used” a particular service)

- 92% or more of respondents *used, and were satisfied*, with the following K-State services: admissions services and online application,

library staff, library facilities, recreational services, McCain Performance Series, and convocations/lectures.

- At least ninety percent of respondents *used, and were satisfied* with: the Office of the Registrar, access to electronic library resources, library holdings, and union program council,

Educational Progress Achieved at K-State

- At least 94% of respondents felt that they made *some* or *very much* progress in gaining a broad general education about different fields of knowledge, understanding themselves and their abilities, interests, and personality, ability to think critically (analytically and logically), the ability to learn on their own, pursue ideas, and find information that they need, and ability to locate and evaluate information sources.
- 90% or more of respondents felt that they made *some* or *very much* progress in the following areas:
 - understanding the ethical standards of their discipline or profession
 - understanding other people and their abilities, interests, and perspectives
 - ability to participate as a team member
 - ability to interact positively with people who are different from them
 - ability to put ideas together, to see relationships, similarities, and differences between ideas

Experiences and Relationships at K-State

- More than 80% of respondents indicated that the development of academic, scholarly, and intellectual qualities and being critical, evaluative, and analytical were *strongly emphasized* (rated 5 or greater on a 7-point scale) regarding student development.
- 84% of respondents reported that relationships with other students, student groups, and activities were characterized by a *sense of belonging* (rated 5 or greater on a 7-point scale).
- 83% of respondents indicated that faculty members were *approachable, understanding, and helpful* (rated 5 or greater on a 7-point scale).

Additional Information

- 96% of respondents reported that they had a *very positive* (59%) or *positive* (37%) experience at

K-State and indicated that they *definitely* (70%) or *probably* (26%) would recommend K-State to others.

- More than 50% of respondents worked more than 10 hours per week off-campus.
- More than 60% of respondents met *occasionally* or *often* with their faculty outside of class time.
- Approximately 94% of respondents will *look for* (35%), *continue with* (7%), *begin employment* (26%), *attend graduate school* (24%), or *join the military* (2%) after graduation.

Comparison by Gender

- Female respondents were more likely than male respondents to *have used and been satisfied* with access to electronic library resources, residence hall food services, residence hall facilities, residence hall services and programs, campus bookstore, McCain Performance Series, and the Women's Center.
- Female respondents were more likely to report that their K-State experiences helped them make *very much* progress in:
 - developing an understanding and enjoyment of the arts (art, music, drama, and literature).
 - improving written communication skills.
 - improving oral communication skills
 - developing their own values and ethical standards.
 - understanding the ethical standards of their discipline or profession.
 - understanding themselves, their abilities, interests and perspectives.
 - understanding other people and their abilities, interests, and perspectives.
 - ability to interact positively with people who are different from themselves.
 - ability to locate and evaluate information sources.
- Male respondents were more likely to report that their K-State experiences helped them make *very much* progress in:
 - understanding the nature of science and experimentation.
 - understanding new scientific and technical developments.
 - becoming aware of the consequences of new applications in science and technology.
 - quantitative thinking – understanding probabilities, proportions, etc.

- Female respondents were more likely than male respondents to report a *strong emphasis* regarding their development of aesthetic, expressive, and creative qualities and on the personal relevance and practical value of their courses.
- Male respondents were more likely than female respondents to indicate that they would continue with their current job after graduation or had a job lined up to begin after graduation.

Comparison by Semester

- Spring respondents were more likely than fall respondents to *strongly agree* or *agree* that within their major, students received support in finding appropriate employment or pursuing graduate study.
- Spring respondents were more likely to *have used and been satisfied* with the following K-State services:
 - recruitment materials and processes
 - Greek experience
 - parking availability
- Spring respondents were more likely than fall respondents to have a *very positive* general attitude toward K-State and *definitely would* recommend K-State to others.
- Fall respondents were more likely than spring respondents to enter the job market after graduation while spring respondents were more likely than fall respondents to attend graduate school after graduation.

Comparison by Year

- 2009 - 2010 respondents were more likely than 2008-2009 respondents to *have used and been satisfied* with the following K-State services:
 - admissions services and online application
 - iSIS (KATS) and its many applications
 - Office of Educational Support Services (ESS)
 - parking services
 - parking facilities
 - parking availability
- 2009-2010 respondents were more likely than 2008-2009 respondents to agree or strongly agree that they received high-quality advising within their major.
- 2009-2010 respondents were more likely than 2008-2009 respondents to have a *very positive* general attitude toward K-State and *definitely would* recommend K-State to others.

ABOUT THE SENIOR SURVEY

- The Senior Survey is designed to give undergraduate students the opportunity to reflect upon their K-State experiences. This information is used to improve the college experience for future students by identifying strengths in our programs as well as areas that need further development. This report is a summary of student responses from the 2009 - 2010 graduating seniors.
- The senior survey was offered electronically, via email, to students who had been approved for graduation by their respective colleges.
- Summer graduates were included for the first time in the fall administration.
- The overall university response rate for fall graduates was 56.2% (714 out of 1,270 participated in the survey), and 70.9% (1,362 out of 1,921 participated in the survey) for spring, for an overall response rate of 65.1% (2,076 out of 3,191) for the 2009 - 2010 academic year. (Note: all responses are included in the results, even if a student did not complete the entire survey.)
- For comparison, the overall university response rate for the 2008-2009 academic year was 73%.
- At the end of this report, we have provided summaries on items for which there was a statistically significant difference in responses between gender, semester of graduation, and academic year.
- If you would like additional analyses executed (by gender, ethnicity, program/discipline, etc.), results by department (if enough respondents participated), comparisons with other measures (Alumni Survey, National Survey of Student Engagement {NSSE}), or longitudinal comparisons, or have any questions or comments regarding the senior survey or summary report, please contact Steven Hawks, Assistant Director, Office of Assessment at 532-5712 or sjhawks2@k-state.edu

Table of Contents

	<u>Page</u>
RESPONSE RATES	1
INTRODUCTION	2
PARTICIPATION IN MAJOR.....	4
SATISFACTION WITH SERVICES AND FACILITIES.....	9
EDUCATIONAL PROGRESS ACHIEVED AT K-STATE	15
EXPERIENCES AND RELATIONSHIPS AT K-STATE	18
ADDITIONAL INFORMATION.....	20
SIGNIFICANT DIFFERENCES IN RESPONSES BY GENDER.....	23
SIGNIFICANT DIFFERENCES IN RESPONSES BY SEMESTER.....	37
SIGNIFICANT DIFFERENCES IN RESPONSES BY ACADEMIC YEAR.....	42

List of Tables

		<u>Page</u>
TABLE 1	Graduates by Colleges for Fall and Spring Semester	1
TABLE 2	Demographic Information.....	2
TABLE 3	Type of Institution Transferred From & Number of Credits Transferred.....	3
TABLE 4	Graduated with an Undergraduate Certificate and/or Minor(s).....	3
TABLE 5	Respondent’s Rating Fellow Students in Major	4
TABLE 6	Respondent’s Educational Experiences within Major	5
TABLE 7	Encouragement within Major.....	7
TABLE 8	Student’s Rating of Major.....	8
TABLE 9	Satisfaction of K-State Services.....	9
TABLE 10	Progress Made at K-State.....	15
TABLE 11	Regards Toward K-State.....	20
TABLE 12	Reasons for Choosing Major.....	20
TABLE 13	Hours Spent Working.....	21
TABLE 14	Interactions with Faculty.....	21
TABLE 15	Switch Majors	21
TABLE 16	Plans after Graduation.....	22
TABLE 17	Significant Differences in Responses (by Gender)	23
TABLE 18	Significant Differences in Demographics (by Gender).....	23
TABLE 19	Significant Differences in Type of Institution Transferred From & Number of Credits Transferred (by Gender).....	24
TABLE 20	Significant Differences in Respondent’s Rating Fellow Students in Major (by Gender).....	24
TABLE 21	Significant Differences in Respondent’s Educational Experiences within Major (by Gender).....	26
TABLE 22	Significant Differences in Students’ Rating of Major (by Gender).....	26
TABLE 23	Significant Differences in Satisfaction of K-State Services (by Gender).....	27
TABLE 24	Significant Differences in Progress Made at K-State (by Gender).....	31
TABLE 25	Significant Differences in Experiences and Relationships (by Gender).....	34

List of Tables (cont.)

		<u>Page</u>
TABLE 26	Significant Differences in Recommending K-State (by Gender).....	35
TABLE 27	Significant Differences in Hours Spent Working per Week (by Gender)	35
TABLE 28	Significant Differences in Plans after Graduation (by Gender).....	35
TABLE 29	Significant Differences in Responses (by Semester).....	37
TABLE 30	Significant Differences in Demographics (by Semester).....	37
TABLE 31	Significant Differences in Type of Institution Transferred From & Number of Credits Transferred (by Semester).....	38
TABLE 32	Significant Differences in Respondent’s Educational Experiences within Major (by Semester).....	38
TABLE 33	Significant Differences in Satisfaction of K-State Services (by Semester).....	39
TABLE 34	Significant Differences in Student Relationships (by Semester).....	40
TABLE 35	Significant Differences in Attitudes Toward K-State (by Semester).....	40
TABLE 36	Significant Differences in Recommending K-State (by Semester)	40
TABLE 37	Significant Differences in Plans after Graduation (by Semester).....	41
TABLE 38	Significant Differences in Responses (by Academic Year).....	42
TABLE 39	Significant Differences in Respondent’s Educational Experiences within Major (by Academic Year)	42
TABLE 40	Significant Differences in Encouragement Within Major (by Academic Year).....	43
TABLE 41	Significant Differences in Satisfaction of K-State Services (by Academic Year).....	44
TABLE 42	Significant Differences in Experiences and Relationships (by Academic Year).....	44
TABLE 43	Significant Differences in Attitude Toward K-State (by Academic Year).....	46
TABLE 44	Significant Differences in Recommending K-State (by Academic Year).....	47
TABLE 45	Significant Differences in Plans after Graduation (by Academic Year).....	47
APPENDIX A	2009 – 2010 Senior Survey	48

List of Figures

	<u>Page</u>
FIGURE 1	Developmental Emphasis 18
FIGURE 2	Student Relationships 19
FIGURE 3	Professional Relationships..... 19

RESPONSE RATES ¹

TABLE 1
Graduates by College for Fall and Spring Semester *

	Fall 2009			Spring 2010			Total		
	# <i>Began</i>	# <i>Offered</i>	%	# <i>Began</i>	# <i>Offered</i>	%	# <i>Began</i>	# <i>Offered</i>	%
Colleges									
Agriculture	99	164	60.4	185	248	74.6	284	412	68.9
Architecture, Planning & Design [^]	-	-	-	-	-	-	-	-	-
Arts & Sciences	186	411	45.3	418	623	67.1	604	1,034	58.4
Business Administration	132	230	57.4	206	297	69.4	338	527	64.1
Education	92	123	74.8	137	181	75.7	229	304	75.3
Engineering	116	164	70.7	199	242	82.2	315	406	77.6
Human Ecology	68	142	47.9	167	258	64.7	235	400	58.8
Technology & Aviation	21	36	58.3	50	72	69.4	71	108	65.7
Overall*	714	1,270	56.2	1,362	1,921	70.9	2,076	3,191	65.1

* The Office of Assessment receives a list of “approved” graduates on the day graduation applications are due from the Registrar’s Office; we can not account for all graduates within a college

¹ The percentages listed are not based on the number of seniors who actually completed the survey. A small minority of students left before completing the survey. However, we felt that their responses were just as valuable to improve the college experience for future K-State students; therefore, their responses have been included in our analyses.

[^] Students are not included in the senior survey due to the fact that the College of Architecture, Planning and Design has switched to Master’s Degree programs only; the survey was written for undergraduate students. A new survey is being created specifically for the college and will be implemented in Spring 2011.

INTRODUCTION

TABLE 2
Demographic Information

	All Respondents		All Seniors*	
	<i>N</i>	<i>Percentage</i>	<i>N</i>	<i>Percentage</i>
Gender				
Male	971	47.1	3,144	51.5
Female	1,090	52.9	2,966	48.5
Total	2,061	100.0	6,110	100.0
Are you a U.S. citizen?				
Yes	2,027	98.4	5,955	97.5
No	34	1.6	155	2.5
Total	2,061	100.0	6,110	100.0
Ethnicity/Race				
American Indian/Alaskan Native	8	0.4	39	0.6
Asian or Pacific Islander	30	1.5	166	2.7
Black, Non-Hispanic	31	1.5	189	3.1
Hispanic/Spanish/Latin American	32	1.6	146	2.4
Mexican/Mexican American	35	1.7	108	1.8
White/Non-Hispanic	1,802	87.4	5,253	86.0
Multiracial	34	1.6	56	0.9
Other	18	0.9	38	0.6
I prefer not to respond	71	3.4	111	1.8
Total	2,061	100.0	6,106	100.0
Age				
Under 22	254	12.3	1,912	31.3
22	861	41.8	1,886	30.9
23	543	26.3	847	13.9
24 - 26	261	12.7	714	11.7
Over 26	142	6.9	751	12.3
Total	2,061	100.0	6,110	100.0
G.P.A.				
Less than 2.5	68	3.3	1,030	16.9
2.50 – 2.99	477	23.1	1,559	25.6
3.00 – 3.49	733	35.6	1,799	29.6
3.50 – 4.00	751	36.4	1,694	27.9
I prefer not to respond	32	1.6	0	0.0
Total	2,061	100.0	6,082	100.0

*Any student with 90 or more credit hours

TABLE 3
Type of Institution Transferred From & Number of Credits Transferred

	0	1-20	21-30	31-40	41-60	61 +
	<i>N</i>					
A two year college	677	826	191	99	112	156
Another Kansas 4 year public university	1,744	217	51	16	14	19
An out-of-state 4 year public university	1,913	81	23	11	11	22
A private 4 year college or university	1,909	101	16	15	9	11
Other	1,806	204	36	8	3	4

TABLE 4
Graduated with an Undergraduate Certificate and/or Minor(s)

Did you graduate with an undergraduate certificate or minor(s)?	N	Percentage
Yes	1,077	51.9
No	998	48.1
Total	2,075	100.0

PARTICIPATION IN MAJOR

TABLE 5
Respondent's Rating Fellow Students in Major

Students in my major are:	(with "can't judge")		(excluding "can't judge")
	<i>N</i>	<i>Percentage</i>	<i>Revised Percentage</i>
Competitive with each other			
Strongly Disagree	104	5.2	5.4
Disagree	302	15.0	15.7
Neutral	531	26.3	27.6
Agree	694	34.4	36.1
Strongly Agree	292	14.5	15.2
Can't Judge	93	4.6	-
Career Oriented			
Strongly Disagree	18	0.9	0.9
Disagree	83	4.1	4.3
Neutral	186	9.2	9.5
Agree	832	41.3	42.7
Strongly Agree	829	41.1	42.6
Can't Judge	68	3.4	-
Supportive and helpful to each other in meeting the academic demands of the program			
Strongly Disagree	24	1.2	1.2
Disagree	50	2.5	2.6
Neutral	252	12.5	13.0
Agree	806	40.0	41.6
Strongly Agree	805	39.9	41.6
Can't Judge	79	3.9	-
Interested in a broad range of ideas from many disciplines			
Strongly Disagree	34	1.7	1.8
Disagree	130	6.4	6.8
Neutral	404	20.0	21.0
Agree	807	40.0	41.9
Strongly Agree	549	27.2	28.5
Can't Judge	92	4.6	-
Serious about their studies			
Strongly Disagree	14	0.7	0.7
Disagree	93	4.6	4.8
Neutral	350	17.4	18.0
Agree	912	45.2	47.0
Strongly Agree	573	28.4	29.5
Can't Judge	74	3.7	-

TABLE 5 (cont.)
Respondent's Rating Fellow Students in Major

Students in my major are:	(with "can't judge")		(excluding "can't judge")
	<i>N</i>	<i>Percentage</i>	<i>Revised Percentage</i>
Academically honest (do not cheat, plagiarize)			
Strongly Disagree	23	1.1	1.2
Disagree	66	3.3	3.5
Neutral	234	11.6	12.5
Agree	779	38.6	41.5
Strongly Agree	773	38.3	41.2
Can't Judge	141	7.0	-
Find value in working in groups			
Strongly Disagree	65	3.2	3.4
Disagree	173	8.6	9.0
Neutral	376	18.7	19.5
Agree	722	35.8	37.5
Strongly Agree	588	29.2	30.6
Can't Judge	92	4.6	-

TABLE 6
Respondent's Educational Experiences within Major

In my major:	(with "can't judge")		(excluding "can't judge")
	<i>N</i>	<i>Percentage</i>	<i>Revised Percentage</i>
I received high-quality advising			
Strongly Disagree	122	6.1	6.2
Disagree	251	12.5	12.7
Neutral	320	15.9	16.2
Agree	550	27.3	27.9
Strongly Agree	728	36.1	36.9
Can't Judge	45	2.2	-
I received support in finding appropriate employment or pursuing graduate study			
Strongly Disagree	157	4.8	8.3
Disagree	312	15.5	16.6
Neutral	437	21.7	23.2
Agree	555	27.5	29.5
Strongly Agree	420	20.8	22.3
Can't Judge	135	6.7	-
Faculty are accessible for out-of-class assistance			
Strongly Disagree	29	1.4	1.5
Disagree	66	3.3	3.4
Neutral	243	12.1	12.4
Agree	857	42.5	43.6
Strongly Agree	771	38.2	39.2
Can't Judge	50	2.5	-

TABLE 6 (cont.)
Respondent's Educational Experiences within Major

In my major:	(with "can't judge")		(excluding "can't judge")
	<i>N</i>	<i>Percentage</i>	<i>Revised Percentage</i>
Faculty are effective teachers			
Strongly Disagree	38	1.9	1.9
Disagree	76	3.8	3.8
Neutral	269	13.3	13.5
Agree	954	47.3	47.9
Strongly Agree	655	32.5	32.9
Can't Judge	24	1.2	-
Faculty are interested in the personal development of students			
Strongly Disagree	37	1.8	1.9
Disagree	95	4.7	4.8
Neutral	336	16.7	17.1
Agree	833	41.3	42.4
Strongly Agree	664	32.9	33.8
Can't Judge	51	2.5	-
Faculty are interested in the academic and professional development of students			
Strongly Disagree	33	1.6	1.7
Disagree	67	3.3	3.4
Neutral	235	11.7	11.9
Agree	903	44.8	45.6
Strongly Agree	741	36.8	37.4
Can't Judge	37	1.8	-
Faculty introduced students to a broad range of ideas, perspectives, and worldviews			
Strongly Disagree	40	2.0	2.0
Disagree	87	4.3	4.4
Neutral	293	14.5	14.8
Agree	905	44.9	45.7
Strongly Agree	656	32.5	33.1
Can't Judge	35	1.7	-
Faculty listen and respond to undergraduates regarding student needs, concerns, and suggestions			
Strongly Disagree	60	3.0	3.1
Disagree	108	5.4	5.5
Neutral	313	15.5	15.9
Agree	898	44.5	45.7
Strongly Agree	587	29.1	29.9
Can't Judge	50	2.5	-

TABLE 7
Encouragement within Major

Students in my major are encouraged to:	(with “can’t judge”)		(excluding “can’t judge”)
	<i>N</i>	<i>Percentage</i>	<i>Revised Percentage</i>
Become personally acquainted with the department’s faculty			
Strongly Disagree	47	2.3	2.4
Disagree	177	8.8	9.1
Neutral	404	20.0	20.7
Agree	751	37.3	38.5
Strongly Agree	574	28.5	29.4
Can’t Judge	63	3.1	-
Participate in professional interest groups			
Strongly Disagree	45	2.2	2.3
Disagree	194	9.6	10.1
Neutral	412	20.4	21.4
Agree	762	37.8	39.6
Strongly Agree	512	25.4	26.6
Can’t Judge	91	4.5	-
Attend professional seminars and colloquia			
Strongly Disagree	70	3.5	3.6
Disagree	198	9.8	10.2
Neutral	420	20.8	21.6
Agree	746	37.0	38.3
Strongly Agree	512	25.4	26.3
Can’t Judge	70	3.5	-
Become familiar with current and emerging technology			
Strongly Disagree	48	2.4	2.5
Disagree	166	8.2	8.5
Neutral	339	6.8	17.4
Agree	816	40.5	41.8
Strongly Agree	583	28.9	29.9
Can’t Judge	64	3.2	-
Participate in research or creative projects with faculty or other students			
Strongly Disagree	72	3.6	3.7
Disagree	229	11.4	11.8
Neutral	418	20.7	21.5
Agree	775	38.4	39.9
Strongly Agree	450	22.3	23.1
Can’t Judge	72	3.6	-

TABLE 8
Student's Rating of Major

I found my major to be:	(with "can't judge")		(excluding "can't judge")
	<i>N</i>	<i>Percentage</i>	<i>Revised Percentage</i>
Characterized by mutual respect between undergraduate majors and professors			
Strongly Disagree	34	1.7	1.7
Disagree	70	3.5	3.6
Neutral	226	11.2	11.5
Agree	914	45.3	46.4
Strongly Agree	724	35.9	36.8
Can't Judge	48	2.4	-
Academically stimulating			
Strongly Disagree	28	1.4	1.4
Disagree	71	3.5	3.6
Neutral	200	9.9	10.1
Agree	852	42.3	42.9
Strongly Agree	837	41.5	42.1
Can't Judge	28	1.4	-

SATISFACTION WITH SERVICES AND FACILITIES

TABLE 9
Satisfaction of K-State Services

Please rate your level of satisfaction with the following K-State Services:	(who “used” service)		
	<i>N</i>	<i>Percentage</i>	<i>Revised Percentage</i>
Recruitment materials and process			
Did not know about	422	21.8	-
Knew about, but did not use	612	31.6	-
Used, and was Dissatisfied	94	4.9	10.4
Used, and was Satisfied	809	41.8	89.6
Admissions Services and online application			
Did not know about	163	8.4	-
Knew about, but did not use	279	14.4	-
Used, and was Dissatisfied	105	5.4	7.0
Used, and was Satisfied	1,390	71.8	93.0
Office of Student Financial Assistance (service)			
Did not know about	78	4.0	-
Knew about, but did not use	533	27.5	-
Used, and was Dissatisfied	256	13.2	19.3
Used, and was Satisfied	1,070	55.2	80.7
Office of the Registrar			
Did not know about	96	5.0	-
Knew about, but did not use	347	17.9	-
Used, and was Dissatisfied	123	6.4	8.2
Used, and was Satisfied	1,371	70.8	91.8
iSIS and its many applications			
Did not know about	25	1.3	-
Knew about, but did not use	37	1.9	-
Used, and was Dissatisfied	357	18.4	19.0
Used, and was Satisfied	1,518	78.4	81.0
DARS (Degree Audit Registration System)			
Did not know about	24	1.2	-
Knew about, but did not use	69	3.6	-
Used, and was Dissatisfied	358	18.5	19.4
Used, and was Satisfied	1,486	76.7	80.6
Access to electronic library resources (databases, electronic journals and books)			
Did not know about	44	2.3	-
Knew about, but did not use	304	15.7	-
Used, and was Dissatisfied	151	7.8	9.5
Used, and was Satisfied	1,438	74.2	90.5

TABLE 9 (cont.)
Satisfaction of K-State Services

Please rate your level of satisfaction with the following K-State Services:	(who “used” service)		
	<i>N</i>	<i>Percentage</i>	<i>Revised Percentage</i>
Library staff (assistance in research, effectively finding information, learning how to use the Libraries)			
Did not know about	53	2.7	-
Knew about, but did not use	712	36.8	-
Used, and was Dissatisfied	87	4.5	7.4
Used, and was Satisfied	1,085	56.0	92.6
Library holdings (quality and quantity)			
Did not know about	145	7.5	-
Knew about, but did not use	777	40.1	-
Used, and was Dissatisfied	91	4.7	9.0
Used, and was Satisfied	924	47.7	91.0
Library facilities (atmosphere, available seating, hours)			
Did not know about	39	2.0	-
Knew about, but did not use	215	11.1	-
Used, and was Dissatisfied	116	6.0	6.9
Used, and was Satisfied	1,567	80.9	93.1
Residence hall food service			
Did not know about	107	5.5	-
Knew about, but did not use	652	33.7	-
Used, and was Dissatisfied	172	8.9	14.6
Used, and was Satisfied	1,006	51.9	85.4
Residence hall facilities			
Did not know about	118	6.1	-
Knew about, but did not use	691	35.7	-
Used, and was Dissatisfied	214	11.0	19.0
Used, and was Satisfied	914	47.2	81.0
Residence hall services and programs			
Did not know about	155	8.0	-
Knew about, but did not use	904	46.7	-
Used, and was Dissatisfied	158	8.2	18.0
Used, and was Satisfied	720	37.2	82.0
Scholarship House (Clovia, Smith, Smurthwaite)			
Did not know about	357	18.4	-
Knew about, but did not use	1,453	75.0	-
Used, and was Dissatisfied	31	1.6	24.4
Used, and was Satisfied	95	5.0	75.6
Greek experience (Fraternity/Sorority)			
Did not know about	149	7.7	-
Knew about, but did not use	1,225	63.2	-
Used, and was Dissatisfied	102	5.3	18.1
Used, and was Satisfied	461	23.8	81.9

TABLE 9 (cont.)
Satisfaction of K-State Services

Please rate your level of satisfaction with the following K-State Services:	(who “used” service)		
	<i>N</i>	<i>Percentage</i>	<i>Revised Percentage</i>
K-State Union food service			
Did not know about	59	3.0	-
Knew about, but did not use	330	17.0	-
Used, and was Dissatisfied	201	10.4	13.0
Used, and was Satisfied	1,347	69.5	87.0
Campus bookstore (service)			
Did not know about	31	1.6	-
Knew about, but did not use	119	6.1	-
Used, and was Dissatisfied	419	21.6	23.4
Used, and was Satisfied	1,368	70.6	76.6
Union Program Council			
Did not know about	364	18.8	-
Knew about, but did not use	752	38.8	-
Used, and was Dissatisfied	70	3.6	8.5
Used, and was Satisfied	751	38.8	91.5
Collegian (campus newspaper)			
Did not know about	39	2.0	-
Knew about, but did not use	162	8.4	-
Used, and was Dissatisfied	609	31.4	35.1
Used, and was Satisfied	1,127	58.2	64.9
Royal Purple Yearbook			
Did not know about	149	7.7	-
Knew about, but did not use	1,443	74.5	-
Used, and was Dissatisfied	81	4.2	23.5
Used, and was Satisfied	264	13.6	76.5
Recreational Services			
Did not know about	52	2.7	-
Knew about, but did not use	319	16.5	-
Used, and was Dissatisfied	119	6.1	7.6
Used, and was Satisfied	1,447	74.7	92.4
Students’ Attorney			
Did not know about	872	45.0	-
Knew about, but did not use	840	43.4	-
Used, and was Dissatisfied	51	2.6	22.7
Used, and was Satisfied	174	9.0	77.3
Career & Employment Services			
Did not know about	76	3.9	-
Knew about, but did not use	563	29.1	-
Used, and was Dissatisfied	227	11.7	17.5
Used, and was Satisfied	1,071	55.3	82.5

TABLE 9 (cont.)
Satisfaction of K-State Services

Please rate your level of satisfaction with the following K-State Services:			(who “used” service)
	<i>N</i>	<i>Percentage</i>	<i>Revised Percentage</i>
Academic Assistance Center (study skills, testing services, tutoring, instruction in Intermediate Algebra, University Experience, etc.)			
Did not know about	398	20.5	-
Knew about, but did not use	1,051	54.3	-
Used, and was Dissatisfied	88	4.5	18.0
Used, and was Satisfied	400	20.7	82.0
Office of Educational Support Services (ESS) – Trio, Pilots, Upward Bound			
Did not know about	615	31.8	-
Knew about, but did not use	1,015	52.4	-
Used, and was Dissatisfied	51	2.6	16.6
Used, and was Satisfied	256	13.2	83.4
Disability Support Services			
Did not know about	454	23.4	-
Knew about, but did not use	1,342	69.3	-
Used, and was Dissatisfied	30	1.5	21.3
Used, and was Satisfied	111	5.7	78.7
Office of Adult Student Services			
Did not know about	637	32.9	-
Knew about, but did not use	1,139	58.8	-
Used, and was Dissatisfied	40	2.1	24.8
Used, and was Satisfied	121	6.2	75.2
McCain Performance Series			
Did not know about	143	7.4	-
Knew about, but did not use	853	44.0	-
Used, and was Dissatisfied	39	2.0	4.1
Used, and was Satisfied	902	46.6	95.9
Convocations/lectures (e.g. Landon, Lou Douglas, Dorothy Thompson, Departmental)			
Did not know about	157	8.1	-
Knew about, but did not use	680	35.1	-
Used, and was Dissatisfied	42	2.2	3.8
Used, and was Satisfied	1,058	54.6	96.2
Diversity Office			
Did not know about	718	37.1	-
Knew about, but did not use	1,065	55.0	-
Used, and was Dissatisfied	44	2.3	28.6
Used, and was Satisfied	110	5.7	71.4

TABLE 9 (cont.)
Satisfaction of K-State Services

Please rate your level of satisfaction with the following K-State Services:	(who “used” service)		
	<i>N</i>	<i>Percentage</i>	<i>Revised Percentage</i>
Multicultural Student Organizations			
Did not know about	445	23.0	-
Knew about, but did not use	1,267	65.4	-
Used, and was Dissatisfied	41	2.1	18.2
Used, and was Satisfied	184	9.5	81.8
Office of Student Life			
Did not know about	311	16.1	-
Knew about, but did not use	1,130	58.3	-
Used, and was Dissatisfied	66	3.4	13.3
Used, and was Satisfied	430	22.2	86.7
University Counseling Services			
Did not know about	255	13.2	-
Knew about, but did not use	1,266	65.4	-
Used, and was Dissatisfied	94	4.9	22.6
Used, and was Satisfied	322	16.6	77.4
Lafene Health Center			
Did not know about	80	4.1	-
Knew about, but did not use	374	19.3	-
Used, and was Dissatisfied	482	24.9	32.5
Used, and was Satisfied	1,001	51.7	67.5
Parking services			
Did not know about	58	3.0	-
Knew about, but did not use	308	15.9	-
Used, and was Dissatisfied	1,004	51.8	63.9
Used, and was Satisfied	567	29.3	36.1
Parking facilities (maintenance, appearance, etc.)			
Did not know about	64	3.3	-
Knew about, but did not use	319	16.5	-
Used, and was Dissatisfied	671	34.6	43.2
Used, and was Satisfied	883	45.6	56.8
Parking availability			
Did not know about	55	2.8	-
Knew about, but did not use	156	13.2	-
Used, and was Dissatisfied	1,247	64.4	76.7
Used, and was Satisfied	379	19.6	23.3
Campus security			
Did not know about	134	6.9	-
Knew about, but did not use	901	46.5	-
Used, and was Dissatisfied	184	9.5	20.4
Used, and was Satisfied	718	37.1	79.6

TABLE 9 (cont.)
Satisfaction of K-State Services

Please rate your level of satisfaction with the following K-State Services:	(who “used” service)		
	<i>N</i>	<i>Percentage</i>	<i>Revised Percentage</i>
Center for Child Development			
Did not know about	605	31.2	-
Knew about, but did not use	1,201	62.0	-
Used, and was Dissatisfied	33	1.7	25.2
Used, and was Satisfied	98	5.1	74.8
Alcohol and Drug Education			
Did not know about	729	37.6	-
Knew about, but did not use	1,065	55.0	-
Used, and was Dissatisfied	33	1.7	23.1
Used, and was Satisfied	110	5.7	76.9
Developing Scholars			
Did not know about	976	50.4	-
Knew about, but did not use	834	43.1	-
Used, and was Dissatisfied	29	1.5	22.8
Used, and was Satisfied	98	5.1	77.2
Academic and Career Information Center			
Did not know about	553	28.5	-
Knew about, but did not use	918	47.4	-
Used, and was Dissatisfied	65	3.4	13.9
Used, and was Satisfied	401	20.7	86.1
Women’s Center			
Did not know about	612	31.6	-
Knew about, but did not use	1,004	51.8	-
Used, and was Dissatisfied	43	2.2	13.4
Used, and was Satisfied	278	14.4	86.6
McNair Scholars			
Did not know about	1,102	56.9	-
Knew about, but did not use	744	38.4	-
Used, and was Dissatisfied	26	1.3	28.6
Used, and was Satisfied	65	3.4	71.4
Healthy Decisions			
Did not know about	745	38.5	-
Knew about, but did not use	960	49.6	-
Used, and was Dissatisfied	32	1.7	13.8
Used, and was Satisfied	200	10.3	86.2

EDUCATIONAL PROGRESS ACHIEVED AT K-STATE

TABLE 10
Progress Made at K-State

As a result of your experience at K-State, how much progress do you feel you have made in each of the following areas?	N	Percentage
Gaining a broad general education about different fields of knowledge		
None	18	0.9
Very Little	74	3.9
Some	777	40.9
Very Much	1,032	54.3
Developing an understanding and enjoyment of the arts (art, music, drama, and literature)		
None	166	8.7
Very Little	549	28.9
Some	706	37.1
Very Much	480	25.2
Improving written communication skills		
None	38	2.0
Very Little	199	10.5
Some	837	44.0
Very Much	827	43.5
Becoming aware of different philosophies, cultures, and ways of life		
None	105	5.5
Very Little	362	19.0
Some	752	39.6
Very Much	682	35.9
Ability to speak a second language		
None	1,073	56.4
Very Little	298	15.7
Some	315	16.6
Very Much	215	11.3
Improving oral communication skills		
None	35	1.8
Very Little	181	9.5
Some	807	42.5
Very Much	878	46.2
Developing your own values and ethical standards		
None	75	3.9
Very Little	162	8.5
Some	728	38.3
Very Much	936	49.2

TABLE 10 (cont.)
Progress Made at K-State

As a result of your experience at K-State, how much progress do you feel you have made in each of the following areas?	N	Percentage
Understanding the ethical standards of your discipline or profession		
None	42	2.2
Very Little	112	5.9
Some	646	34.0
Very Much	1,101	57.9
Understanding yourself – your abilities, interests, and personality		
None	38	2.0
Very Little	76	4.0
Some	598	31.5
Very Much	1,189	62.5
Understanding other people and their abilities, interests, and perspectives		
None	33	1.7
Very Little	90	4.7
Some	755	39.5
Very Much	1,023	53.8
Ability to participate as a team member		
None	33	1.7
Very Little	107	5.6
Some	651	34.2
Very Much	1,110	58.4
Ability to interact positively with people who are different from you		
None	36	1.9
Very Little	103	5.4
Some	687	36.1
Very Much	1,075	56.5
Developing good health habits and physical fitness		
None	148	7.8
Very Little	377	19.8
Some	768	40.4
Very Much	608	32.0
Understanding the nature of science and experimentation		
None	135	7.1
Very Little	424	22.3
Some	681	35.8
Very Much	661	34.8
Understanding new scientific and technical developments		
None	133	7.0
Very Little	424	22.3
Some	725	38.1
Very Much	619	32.6

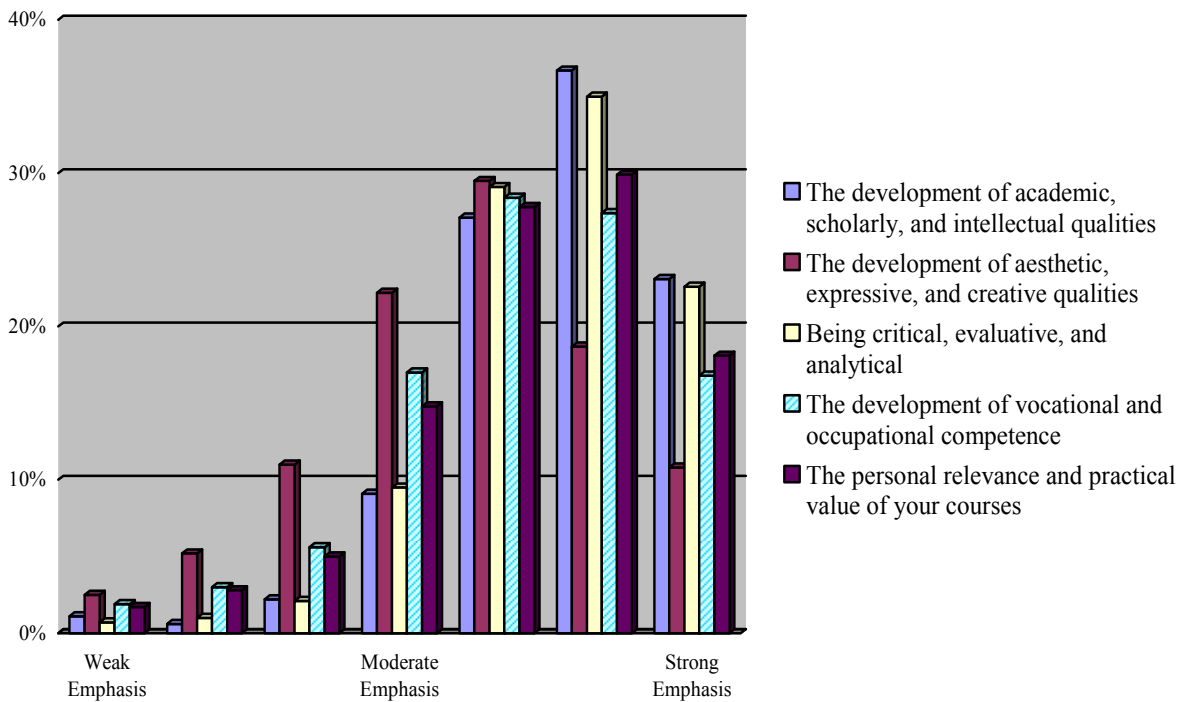
TABLE 10 (cont.)
Progress Made at K-State

As a result of your experience at K-State, how much progress do you feel you have made in each of the following areas?	N	Percentage
Becoming aware of the consequences of new applications in science and technology		
None	143	7.5
Very Little	399	21.0
Some	767	40.3
Very Much	592	31.1
Ability to think critically (analytically and logically)		
None	30	1.6
Very Little	84	4.4
Some	710	37.3
Very Much	1,077	56.7
Quantitative thinking – understanding probabilities, proportions, etc.		
None	59	3.1
Very Little	243	12.8
Some	811	42.7
Very Much	788	41.5
Ability to put ideas together, to see relationships, similarities, and differences between ideas		
None	29	1.5
Very Little	96	5.0
Some	727	38.2
Very Much	1,049	55.2
Ability to learn on your own, pursue ideas, and find information you need		
None	33	1.7
Very Little	63	3.3
Some	584	30.7
Very Much	1,221	64.2
Ability to locate and evaluate information sources		
None	33	1.7
Very Little	92	4.8
Some	671	35.3
Very Much	1,105	58.1

EXPERIENCES AND RELATIONSHIPS AT K-STATE

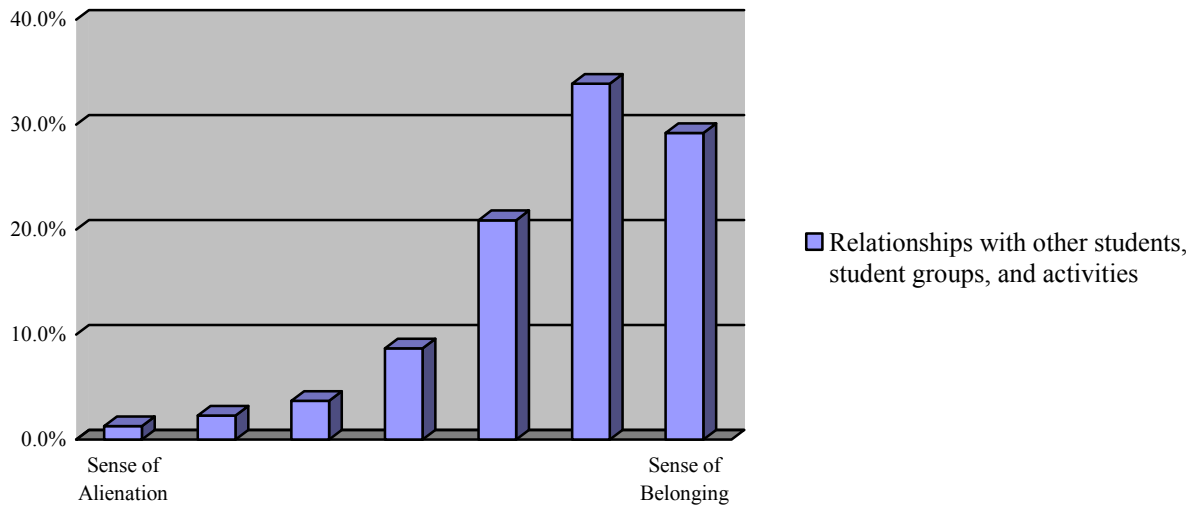
Universities differ from one another in the extent to which they emphasize various aspects of students' development. Think of your experiences at Kansas State University, to what extent was each of the following emphasized?

FIGURE 1
Developmental Emphasis

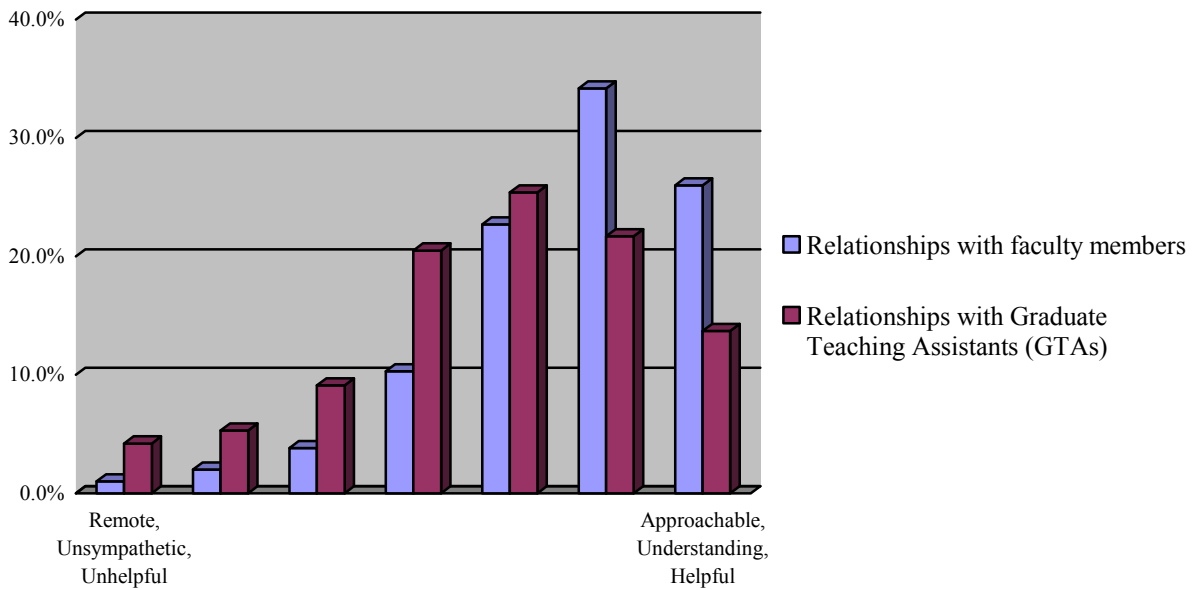


The next three ratings refer to relationships among people at Kansas State University. Again, thinking of your own experience, how would you rate these relationships on the following scales?

**FIGURE 2
Student Relationships**



**FIGURE 3
Professional Relationships**



ADDITIONAL INFORMATION

TABLE 11
Regards Toward K-State

	N	Percentage
What is your general attitude toward K-State?		
Very Negative	9	0.5
Negative	65	3.5
Positive	695	36.9
Very Positive	1,115	59.2
Total	1,884	100.0
Would you recommend K-State to others?		
Definitely No	18	1.0
Probably No	50	2.7
Probably Yes	492	26.1
Definitely Yes	1,324	70.3
Total	1,884	100.0

TABLE 12
Reasons for Choosing Major

What were your reasons for choosing your major at K-State?	N	Total 'N'	Percentage
Interesting subject	1,169	1,884	62.0
Job demand	490	1,884	26.0
Meaningful contribution to society	568	1,884	30.1
Influence of family	544	1,884	28.9
Influence of friends	297	1,884	15.8
Influence of faculty	180	1,884	9.6
Respected positions	327	1,884	17.4
Interest with jobs	1,220	1,884	64.8
High salaries	302	1,884	16.0
Challenge	503	1,884	26.7
Enjoyed courses in the field	958	1,884	50.8
Friends in major	175	1,884	9.3

Respondents could check more than one category

TABLE 13
Hours spent Working

During your years at K-State, how many hours per week, on average, did you spend in the following activities?		None	1 – 5	6 - 10	11 – 15	16 – 20	21 – 30	31 +
	<i>N</i>	<i>Percentages</i>						
Internship/Practicum	1,883	56.3	11.6	7.9	6.3	5.6	3.1	9.2
On-Campus Employment	1,883	50.7	5.7	10.0	11.0	11.2	8.0	3.4
Off-Campus Employment	1,883	35.2	6.1	7.9	10.8	12.6	15.5	12.0

TABLE 14
Interactions with Faculty

How often did you interact with faculty outside of class time?	N	Percentage
Never	78	4.1
Rarely	637	33.8
Occasionally	894	47.5
Often	274	14.6
Total	1,883	100.0

TABLE 15
Switch Majors

Did you officially switch majors while attending K-State?	N	Percentage
No	1,024	54.4
Yes, once	615	32.7
Yes, twice	175	9.3
Yes, three or more	67	3.6
Total	1,881	100.0

TABLE 16
Plans after Graduation

What are your plans after graduation?	N	Percentage
Have a job that will continue after graduation	126	7.0
Have a job lined up to begin after graduation	467	25.9
Will look for a job	628	34.8
Will attend graduate school	433	24.0
Volunteer work (Peace Corps, AmeriCorp, etc.)	23	1.3
No plans for a job at this time	24	1.3
Military	34	1.9
Starting or raising a family	16	0.9
Other	55	3.0
Total	1,806	100.0

SIGNIFICANT DIFFERENCES IN RESPONSES BY GENDER

TABLE 17
Significant Differences in Responses (by Gender)

	Male	Female
	<i>Percentages</i>	
College Graduating in*:		
Agriculture	14.3	13.3
Architecture, Planning & Design	-	-
Arts & Sciences	24.3	33.3
Business Administration	19.6	13.5
Education	5.4	15.9
Engineering	28.2	3.6
Human Ecology	2.3	19.4
Technology & Aviation	6.0	1.0

*Significant differences exist between male and female respondents on this item. ($p < .05$)

TABLE 18
Significant Differences in Demographics (by Gender)

	Male	Female
	<i>Percentages</i>	
What is your age?*		
Less than 22	7.6	16.5
22	36.7	46.3
23	30.8	22.4
24 – 26	16.9	8.9
Over 26	8.0	5.9
What is your overall G.P.A. at K-State?*		
Less than 2.5	3.7	2.9
2.5 – 2.99	29.6	17.4
3.0 – 3.49	34.0	37.0
3.5 – 4.0	31.0	41.3
I prefer not to respond	1.8	1.4

*Significant differences exist between male and female respondents on this item. ($p < .05$)

TABLE 19
Significant Differences in Type of Institution Transferred From & Number of Credits Transferred (by Gender)

	Male	Female
	<i>Percentages</i>	
A two-year college*		
0	35.1	30.8
1 – 20	36.9	42.9
21 – 30	9.2	9.4
31 – 40	4.6	5.0
41 – 60	6.7	4.3
61 +	7.5	7.6
Another Kansas 4-year public university*		
0	86.6	82.8
1 – 20	8.8	12.1
21 – 30	1.6	3.2
31 – 40	0.6	0.9
41 – 60	0.9	0.5
61 +	1.4	0.5
An out-of-state 4 year public university *		
0	93.7	92.0
1 – 20	3.8	4.0
21 – 30	1.4	0.8
31 – 40	0.3	0.7
41 – 60	0.1	0.9
61 +	0.6	1.5

*Significant differences exist between male and female respondents on this item. (p<.05)

TABLE 20
Significant Differences in Respondent's Rating Fellow Students in Major (by Gender)

Students in my major are:	Male	Female
	<i>Percentages</i>	
Competitive with each other*		
Strongly Disagree	4.3	5.9
Disagree	13.5	16.3
Neutral	27.0	25.7
Agree	38.3	31.0
Strongly Agree	12.7	16.1
Can't Judge	4.1	5.1

*Significant differences exist between male and female respondents on this item. (p<.05)

TABLE 20 (cont.)
Significant Differences in Respondent's Rating Fellow Students in Major (by Gender)

Students in my major are:	Male	Female
	<i>Percentages</i>	
Interested in a broad range of ideas from many disciplines*		
Strongly Disagree	1.8	1.6
Disagree	9.0	4.2
Neutral	21.3	18.9
Agree	39.9	40.1
Strongly Agree	24.9	29.3
Can't Judge	3.1	5.9
Serious about their studies*		
Strongly Disagree	0.7	0.7
Disagree	5.3	4.0
Neutral	19.6	15.3
Agree	45.7	44.8
Strongly Agree	24.9	31.5
Can't Judge	3.7	3.6
Academically honest (do not cheat, plagiarize)*		
Strongly Disagree	1.1	1.2
Disagree	4.6	2.1
Neutral	13.1	10.3
Agree	39.2	38.2
Strongly Agree	35.7	40.7
Can't Judge	6.3	7.6
Find value in working in groups*		
Strongly Disagree	3.1	3.4
Disagree	6.7	10.3
Neutral	16.6	20.5
Agree	35.9	35.7
Strongly Agree	33.6	25.3
Can't Judge	4.2	4.9

*Significant differences exist between male and female respondents on this item. (p<.05)

TABLE 21
Significant Differences in Respondent's Educational Experiences
within Major (by Gender)

In my major:	Male	Female
	<i>Percentages</i>	
Faculty are interested in the personal development of students*		
Strongly Disagree	2.3	1.4
Disagree	5.0	4.5
Neutral	18.8	14.8
Agree	41.3	41.3
Strongly Agree	29.7	35.8
Can't Judge	3.0	2.2
Faculty introduces students to a broad range of ideas, perspectives, and worldviews*		
Strongly Disagree	2.4	1.6
Disagree	4.8	3.9
Neutral	17.3	12.1
Agree	44.6	45.2
Strongly Agree	28.8	35.8
Can't Judge	2.1	1.4

*Significant differences exist between male and female respondents on this item. (p<.05)

TABLE 22
Significant Differences in Student's Rating of Major (by Gender)

I found my major to be:	Male	Female
	<i>Percentages</i>	
Academically stimulating*		
Strongly Disagree	2.0	0.8
Disagree	3.7	3.4
Neutral	11.5	8.5
Agree	42.3	42.2
Strongly Agree	38.9	43.9
Can't Judge	1.6	1.2

*Significant differences exist between male and female respondents on this item. (p<.05)

TABLE 23
Significant Differences in Satisfaction of K-State Services (by Gender)

Please rate your level of satisfaction with the following K-State services	Male	Female
	<i>Percentages</i>	
Recruitment materials and process*		
Did not know about	21.9	21.7
Knew about, but did no use	34.0	29.5
Used, and was Dissatisfied	6.5	3.4
Used, and was Satisfied	37.6	45.4
Admissions services and online application*		
Did not know about	8.8	8.0
Knew about, but did no use	17.4	11.8
Used, and was Dissatisfied	7.7	3.4
Used, and was Satisfied	66.0	76.8
Office of the Registrar*		
Did not know about	6.0	4.1
Knew about, but did no use	19.8	16.3
Used, and was Dissatisfied	7.2	5.6
Used, and was Satisfied	67.0	74.1
iSIS and its many applications*		
Did not know about	1.9	0.8
Knew about, but did no use	2.5	1.4
Used, and was Dissatisfied	20.4	16.7
Used, and was Satisfied	75.2	81.1
DARS (Degree Audit Registration System)*		
Did not know about	1.4	1.1
Knew about, but did no use	4.6	2.6
Used, and was Dissatisfied	20.4	16.8
Used, and was Satisfied	73.6	79.5
Access to electronic library resources (databases, electronic journals and electronic books)*		
Did not know about	2.3	2.2
Knew about, but did no use	21.2	10.8
Used, and was Dissatisfied	9.0	6.8
Used, and was Satisfied	67.5	80.2
Library staff (assistance in research, effectively finding information, learning how to use the Libraries)*		
Did not know about	3.2	2.3
Knew about, but did no use	40.0	33.9
Used, and was Dissatisfied	5.3	3.8
Used, and was Satisfied	51.4	60.0
Library holdings (quality and quantity)*		
Did not know about	5.8	9.0
Knew about, but did no use	41.0	39.3
Used, and was Dissatisfied	6.2	3.4
Used, and was Satisfied	47.0	48.3

*Significant differences exist between male and female respondents on this item. (p<.05)

TABLE 23 (cont.)
Significant Differences in Satisfaction of K-State Services (by Gender)

Please rate your level of satisfaction with the following K-State services	Male	Female
	<i>Percentages</i>	
Library Facilities (atmosphere, available seating, hours)*		
Did not know about	2.3	1.7
Knew about, but did no use	13.2	9.3
Used, and was Dissatisfied	6.5	5.5
Used, and was Satisfied	78.0	83.4
Residence hall food service *		
Did not know about	5.6	5.4
Knew about, but did no use	42.0	26.3
Used, and was Dissatisfied	9.1	8.7
Used, and was Satisfied	43.3	59.5
Residence hall facilities*		
Did not know about	6.6	5.6
Knew about, but did no use	44.0	28.4
Used, and was Dissatisfied	12.7	9.6
Used, and was Satisfied	36.6	56.4
Residence hall services and programs		
Did not know about	8.7	7.4
Knew about, but did no use	53.9	40.4
Used, and was Dissatisfied	9.2	7.3
Used, and was Satisfied	28.2	45.0
Scholarship house (Clovia, Smith, Smurthwaite)*		
Did not know about	20.2	16.8
Knew about, but did no use	71.5	78.1
Used, and was Dissatisfied	2.9	0.5
Used, and was Satisfied	5.4	4.5
Campus bookstore (service)*		
Did not know about	1.9	1.4
Knew about, but did no use	7.0	5.4
Used, and was Dissatisfied	29.5	14.7
Used, and was Satisfied	61.6	78.5
Union Program Council*		
Did not know about	21.1	16.7
Knew about, but did no use	38.9	38.7
Used, and was Dissatisfied	5.3	2.1
Used, and was Satisfied	34.6	42.4
Collegian (campus newspaper)*		
Did not know about	2.5	1.5
Knew about, but did no use	8.0	8.7
Used, and was Dissatisfied	36.4	27.1
Used, and was Satisfied	53.1	62.6

*Significant differences exist between male and female respondents on this item. (p<.05)

TABLE 23 (cont.)
Significant Differences in Satisfaction of K-State Services (by Gender)

Please rate your level of satisfaction with the following K-State services	Male	Female
	<i>Percentages</i>	
Recreational Services*		
Did not know about	3.1	2.3
Knew about, but did no use	13.8	18.8
Used, and was Dissatisfied	7.5	4.9
Used, and was Satisfied	75.6	74.0
Students' Attorney		
Did not know about	43.4	46.5
Knew about, but did no use	42.5	44.1
Used, and was Dissatisfied	3.5	1.8
Used, and was Satisfied	10.6	7.6
Career and Employment Services*		
Did not know about	3.3	4.5
Knew about, but did no use	30.2	28.1
Used, and was Dissatisfied	14.7	9.1
Used, and was Satisfied	51.8	58.4
Disability Support Services *		
Did not know about	27.0	20.3
Knew about, but did no use	64.9	73.1
Used, and was Dissatisfied	1.9	1.3
Used, and was Satisfied	6.2	5.3
Office of Adult Student Services*		
Did not know about	36.6	29.6
Knew about, but did no use	55.0	62.1
Used, and was Dissatisfied	2.7	1.5
Used, and was Satisfied	5.8	6.7
McCain Performance Series*		
Did not know about	9.4	5.6
Knew about, but did no use	48.8	39.9
Used, and was Dissatisfied	2.5	1.5
Used, and was Satisfied	39.3	53.0
Diversity Office*		
Did not know about	40.6	34.0
Knew about, but did no use	49.8	59.5
Used, and was Dissatisfied	3.1	1.5
Used, and was Satisfied	6.5	4.9
Multicultural Student Organizations*		
Did not know about	26.8	19.7
Knew about, but did no use	61.5	68.8
Used, and was Dissatisfied	2.8	1.5
Used, and was Satisfied	9.0	10.0

*Significant differences exist between male and female respondents on this item. (p<.05)

TABLE 23 (cont.)
Significant Differences in Satisfaction of K-State Services (by Gender)

Please rate your level of satisfaction with the following K-State services	Male	Female
	<i>Percentages</i>	
Office of Student Life*		
Did not know about	20.2	12.4
Knew about, but did no use	56.5	59.9
Used, and was Dissatisfied	3.7	3.2
Used, and was Satisfied	19.6	24.5
University Counseling Services*		
Did not know about	16.2	10.6
Knew about, but did no use	63.4	67.1
Used, and was Dissatisfied	4.4	5.2
Used, and was Satisfied	16.0	17.1
Lafene Health Center*		
Did not know about	5.9	2.6
Knew about, but did no use	25.8	13.6
Used, and was Dissatisfied	21.9	27.5
Used, and was Satisfied	46.5	56.2
Parking Services*		
Did not know about	3.8	2.3
Knew about, but did no use	15.8	16.0
Used, and was Dissatisfied	56.7	47.5
Used, and was Satisfied	23.7	34.2
Parking facilities (maintenance, appearance, etc.)*		
Did not know about	3.5	3.1
Knew about, but did no use	16.2	16.7
Used, and was Dissatisfied	39.8	30.1
Used, and was Satisfied	40.5	50.0
Center for Child Development*		
Did not know about	38.1	25.3
Knew about, but did no use	55.3	67.9
Used, and was Dissatisfied	1.7	1.7
Used, and was Satisfied	5.0	5.1
Alcohol and Drug Education*		
Did not know about	37.5	37.8
Knew about, but did no use	53.4	56.3
Used, and was Dissatisfied	2.4	1.1
Used, and was Satisfied	6.6	4.8
Academic and Career Information Center*		
Did not know about	32.1	25.5
Knew about, but did no use	47.0	47.7
Used, and was Dissatisfied	3.9	2.9
Used, and was Satisfied	17.0	23.9

*Significant differences exist between male and female respondents on this item. (p<.05)

TABLE 23 (cont.)
Significant Differences in Satisfaction of K-State Services (by Gender)

Please rate your level of satisfaction with the following K-State services	Male	Female
	<i>Percentages</i>	
Women's Center*		
Did not know about	41.4	23.0
Knew about, but did no use	52.1	51.6
Used, and was Dissatisfied	2.0	2.4
Used, and was Satisfied	4.5	22.9
Healthy Decisions*		
Did not know about	41.2	36.1
Knew about, but did no use	47.8	51.1
Used, and was Dissatisfied	2.4	1.0
Used, and was Satisfied	8.6	11.8

*Significant differences exist between male and female respondents on this item. (p<.05)

TABLE 24
Significant Differences in Progress Made at K-State (by Gender)

As a result of your experiences at K-State, how much progress do you feel you have made in each of the following areas?	Male	Female
	<i>Percentages</i>	
Gaining a broad general education about different fields of knowledge*		
None	1.2	0.7
Very Little	4.5	3.4
Some	43.5	38.5
Very Much	50.7	57.4
Developing an understanding and enjoyment of the arts (art, music, drama, and literature)*		
None	12.0	5.8
Very Little	33.0	25.2
Some	35.8	38.3
Very Much	19.2	30.6
Improving written communication skills*		
None	2.4	1.7
Very Little	13.1	8.1
Some	46.8	41.6
Very Much	37.7	48.6
Improving oral communication skills*		
None	2.8	1.0
Very Little	9.5	9.5
Some	46.1	39.2
Very Much	41.5	50.3

*Significant differences exist between male and female respondents on this item. (p<.05)

TABLE 24 (cont.)
Significant Differences in Progress Made at K-State (by Gender)

As a result of your experiences at K-State, how much progress do you feel you have made in each of the following areas?	Male	Female
	<i>Percentages</i>	
Ability to speak a second language *		
None	61.7	51.8
Very Little	16.0	15.3
Some	13.1	19.6
Very Much	9.1	13.3
Becoming aware of different philosophies, cultures, and ways of life *		
None	8.1	3.3
Very Little	21.9	16.5
Some	40.5	38.7
Very Much	29.5	41.5
Developing your own values and ethical standards*		
None	5.9	2.2
Very Little	10.8	6.5
Some	41.5	5.4
Very Much	41.8	55.8
Understanding the ethical standards of your discipline or profession*		
None	3.5	1.1
Very Little	7.6	4.4
Some	37.7	30.7
Very Much	51.2	63.9
Understanding yourself – your abilities, interests, and perspectives*		
None	2.8	1.3
Very Little	5.2	3.0
Some	35.9	27.5
Very Much	56.1	68.2
Understanding other people and their abilities, interests, and perspectives*		
None	2.6	1.0
Very Little	5.7	3.9
Some	46.6	33.7
Very Much	45.1	61.5
Ability to participate as a team member*		
None	2.4	1.2
Very Little	6.1	5.2
Some	37.3	31.6
Very Much	54.3	62.0
Ability to interact positively with people who are different from you*		
None	2.5	1.4
Very Little	6.4	4.6
Some	42.2	30.8
Very Much	48.9	63.3

*Significant differences exist between male and female respondents on this item. (p<.05)

TABLE 24 (cont.)
Significant Differences in Progress Made at K-State (by Gender)

As a result of your experiences at K-State, how much progress do you feel you have made in each of the following areas?	Male	Female
	<i>Percentages</i>	
Developing good health habits and physical fitness*		
None	9.7	6.1
Very Little	22.3	17.6
Some	40.1	40.7
Very Much	27.9	35.5
Understanding the nature of science and experimentation*		
None	6.4	7.7
Very Little	18.9	25.3
Some	37.3	34.6
Very Much	37.5	32.4
Understanding new scientific and technical developments*		
None	5.7	8.1
Very Little	18.9	25.3
Some	40.0	36.5
Very Much	35.5	30.0
Becoming aware of the consequences of new applications in science and technology*		
None	6.4	8.5
Very Little	18.9	22.9
Some	41.8	39.1
Very Much	33.0	29.5
Quantitative thinking – understanding probabilities, proportions, etc.*		
None	3.3	3.0
Very Little	8.4	16.6
Some	43.5	41.9
Very Much	44.8	38.5
Ability to put ideas together, to see relationships, similarities, and differences between ideas *		
None	2.2	0.9
Very Little	4.7	5.3
Some	42.2	34.8
Very Much	50.8	59.0
Ability to learn on your own, pursue ideas, and find information you need*		
None	2.6	1.0
Very Little	4.0	2.7
Some	33.7	28.1
Very Much	59.7	68.2
Ability to locate and evaluate information sources*		
None	2.6	1.0
Very Little	4.9	4.8
Some	39.6	31.5
Very Much	52.9	62.8

*Significant differences exist between male and female respondents on this item. (p<.05)

TABLE 25
Significant Differences in Experiences and Relationships (by Gender)

Universities differ from one another in the extent to which they emphasize various aspects of student development. Thinking of your experiences at K-State, to what extent was each of the following emphasized?	Male	Female
	<i>Percentages</i>	
The development of academic, scholarly, and intellectual qualities*		
Weak Emphasis	1.6	0.7
-	1.2	0.1
-	2.7	1.7
Moderate Emphasis	10.1	8.3
-	28.3	26.0
-	38.4	35.3
Strong Emphasis	17.7	28.0
The development of aesthetic, expressive, and creative qualities *		
Weak Emphasis	3.1	2.1
-	6.5	4.1
-	13.0	9.2
Moderate Emphasis	24.2	20.5
-	29.2	29.7
-	17.3	20.0
Strong Emphasis	6.7	14.5
Being critical, evaluative, and analytical*		
Weak Emphasis	1.0	0.4
-	1.1	0.8
-	2.3	2.0
Moderate Emphasis	10.2	8.9
-	28.0	30.2
-	37.6	32.7
Strong Emphasis	19.8	25.1
The personal relevance and practical value of your courses*		
Weak Emphasis	2.5	1.0
-	3.2	2.4
-	6.1	4.1
Moderate Emphasis	17.4	12.4
-	28.2	27.4
-	28.7	31.0
Strong Emphasis	13.9	21.8

*Significant differences exist between male and female respondents on this item. (p<.05)

TABLE 26
Significant Differences in Recommending K-State (by Gender)

	Male	Female
	<i>Percentages</i>	
Would you recommend K-State to others?*		
Definitely No	1.1	0.8
Probably No	3.3	2.1
Probably Yes	28.7	23.9
Definitely Yes	66.9	73.2

*Significant differences exist between male and female respondents on this item. (p<.05)

TABLE 27
Significant Differences in Hours Spent Working per Week (by Gender)

During your years at K-State, how many hours per week, on average, did you spend in the following activities?	Male	Female
	<i>Percentages</i>	
Internship/Practicum*		
None	60.5	52.5
1 – 5	11.9	11.4
6 – 10	8.2	7.6
11 – 15	5.9	6.7
16 – 20	4.6	6.5
21 – 30	2.8	3.3
31 +	6.0	12.0
On-Campus employment*		
None	52.3	49.4
1 – 5	7.5	4.1
6 – 10	11.0	9.1
11 – 15	9.0	12.9
16 – 20	10.1	12.1
21 – 30	7.8	8.2
31 +	2.4	4.3

*Significant differences exist between male and female respondents on this item. (p<.05)

TABLE 28
Significant Differences in Plans after Graduation (by Gender)

	Male	Female
	<i>Percentages</i>	
What are your plans after graduation?*		
Have a job that will continue after graduation	9.0	5.3
Have a job lined up to begin after graduation	31.4	21.3
Will look for a job	30.6	38.2
Will attend graduate school	20.1	27.1
Volunteer work (Peace Corps, AmeriCorp, etc.)	1.0	1.5
No plans for a job at this time	1.4	1.3
Military	3.3	0.7
Starting or raising a family	0.2	1.4
Other	3.0	3.1

*Significant differences exist between male and female respondents on this item. (p<.05)

SIGNIFICANT DIFFERENCES IN RESPONSES BY SEMESTER

TABLE 29
Significant Differences in Responses (by Semester)

	Fall 2009	Spring 2010
	<i>Percentages</i>	
College Graduating in*:		
Agriculture	13.9	13.6
Architecture, Planning & Design	-	-
Arts & Sciences	26.1	30.7
Business Administration	18.5	15.1
Education	12.9	10.1
Engineering	16.3	14.6
Human Ecology	9.5	12.3
Technology & Aviation	2.8	3.7

*Significant differences exist between Fall and Spring respondents on this item. (p<.05)

TABLE 30
Significant Differences in Demographics (by Semester)

	Fall 2009	Spring 2010
	<i>Percentages</i>	
What is your age?*		
Less than 22	7.4	14.9
22	40.7	42.4
23	30.3	24.3
24 – 26	14.6	11.7
Over 26	7.1	6.8
What is your overall G.P.A. at K-State?*		
Less than 2.5	5.1	2.4
2.5 – 2.99	24.8	22.3
3.0 – 3.49	36.1	35.3
3.5 – 4.0	31.7	38.9
I prefer not to respond	2.3	1.2

*Significant differences exist between Fall and Spring respondents on this item. (p<.05)

TABLE 31
Significant Differences in Type of Institution Transferred From & Number of Credits Transferred (by Semester)

	Fall 2009	Spring 2010
	<i>Percentages</i>	
A two year college*		
0	32.9	32.8
1 – 20	36.7	41.8
21 – 30	9.5	9.2
31 – 40	5.1	4.6
41 – 60	7.4	4.4
61 +	8.5	7.1

*Significant differences exist between Fall and Spring respondents on this item. (p<.05)

TABLE 32
Significant Differences in Respondent's Educational Experiences within Major (by Semester)

In my major:	Fall 2009	Spring 2010
	<i>Percentages</i>	
I received support in finding appropriate employment or pursuing graduate study*		
Strongly disagree	9.1	7.1
Disagree	17.3	14.5
Neutral	24.1	20.4
Agree	24.4	29.2
Strongly agree	18.9	21.9
Can't Judge	6.2	6.9
Faculty are accessible for out-of-class assistance*		
Strongly disagree	1.5	1.4
Disagree	2.9	3.5
Neutral	14.4	10.9
Agree	42.5	42.5
Strongly agree	34.8	40.0
Can't Judge	3.9	1.7
Faculty are effective teachers*		
Strongly disagree	1.6	2.0
Disagree	5.1	3.1
Neutral	13.8	13.1
Agree	45.1	48.5
Strongly agree	32.2	32.6
Can't Judge	2.2	0.7

*Significant differences exist between Fall and Spring respondents on this item. (p<.05)

TABLE 32 (cont.)
Significant Differences in Respondent's Educational Experiences within
Major (by Semester)

In my major:	Fall 2009	Spring 2010
	<i>Percentages</i>	
Faculty are interested in the academic and professional development of students*		
Strongly disagree	2.3	1.3
Disagree	2.0	4.0
Neutral	14.4	10.2
Agree	42.4	46.0
Strongly agree	36.4	36.9
Can't Judge	2.5	1.5

*Significant differences exist between Fall and Spring respondents on this item. (p<.05)

TABLE 33
Significant Differences in Satisfaction of K-State Services (by Semester)

Please rate your level of satisfaction with the following K-State services	Fall 2009	Spring 2010
	<i>Percentages</i>	
Recruitment materials and processes*		
Did not know about	23.0	21.2
Knew about, but did no use	32.7	31.0
Used, and was Dissatisfied	6.2	4.1
Used, and was Satisfied	38.1	43.7
Office of Student Financial Assistance (service)*		
Did not know about	4.7	3.7
Knew about, but did no use	24.7	29.0
Used, and was Dissatisfied	15.8	11.9
Used, and was Satisfied	54.8	55.5
Greek experience (Fraternity/Sorority)*		
Did not know about	8.2	7.4
Knew about, but did no use	66.1	61.8
Used, and was Dissatisfied	6.5	4.6
Used, and was Satisfied	19.2	26.2
Parking Availability*		
Did not know about	2.7	2.9
Knew about, but did no use	11.9	13.9
Used, and was Dissatisfied	69.6	61.7
Used, and was Satisfied	15.8	21.5
Healthy Decisions*		
Did not know about	46.0	34.6
Knew about, but did no use	44.0	52.4
Used, and was Dissatisfied	1.5	1.7
Used, and was Satisfied	8.5	11.3

*Significant differences exist between Fall and Spring respondents on this item. (p<.05)

TABLE 34
Significant Differences in Student Relationships (by Semester)

The next three ratings refer to relationships among people at Kansas State University. Again, thinking of your own experience, how would you rate these relationships on the following scales?	Fall 2009	Spring 2010
	<i>Percentages</i>	
Relationships with other students, student groups, and activities *		
Sense of alienation	1.3	1.3
-	3.9	1.5
-	3.1	4.0
-	9.7	8.2
-	21.0	20.9
-	33.0	34.3
Sense of belonging	27.9	29.8

*Significant differences exist between Fall and Spring respondents on this item. (p<.05)

TABLE 35
Significant Differences in Attitudes Toward K-State (by Semester)

	Fall 2009	Spring 2010
	<i>Percentages</i>	
What is your general attitude toward K-State?*		
Very Negative	0.6	0.4
Negative	4.6	2.9
Positive	41.0	34.8
Very Positive	53.8	61.9

*Significant differences exist between Fall and Spring respondents on this item. (p<.05)

TABLE 36
Significant Differences in Recommending K-State (by Semester)

	Fall 2009	Spring 2010
	<i>Percentages</i>	
Would you recommend K-State to others?*		
Definitely No	1.4	0.7
Probably No	3.0	2.5
Probably Yes	30.1	24.1
Definitely Yes	65.5	72.7

*Significant differences exist between Fall and Spring respondents on this item. (p<.05)

TABLE 37
Significant Differences in Plans after Graduation (by Semester)

	Fall 2009	Spring 2010
	<i>Percentages</i>	
What are your plans after graduation?*		
Have a job that will continue after graduation	9.3	5.9
Have a job lined up to begin after graduation	23.2	27.0
Will look for a job	41.6	31.7
Will attend graduate school	17.1	27.0
Volunteer work (Peace Corps, AmeriCorp, etc.)	0.5	1.6
No plans for a job at this time	1.8	1.1
Military	1.6	2.0
Starting or raising a family	1.3	0.7
Other	3.6	2.8

*Significant differences exist between Fall and Spring respondents on this item. (p<.05)

SIGNIFICANT DIFFERENCES IN RESPONSES BY ACADEMIC YEAR

TABLE 38
Significant Differences in Responses (by Academic Year)

	2009-2010	2008-2009
	<i>Percentages</i>	
College Graduating in*:		
Agriculture	13.7	13.6
Architecture, Planning & Design	0.0	0.2
Arts & Sciences	29.1	32.4
Business Administration	16.3	15.9
Education	11.0	10.6
Engineering	15.2	16.6
Human Ecology	11.3	7.9
Technology & Aviation	3.4	2.7

*Significant differences exist between 2009-2010 and 2008-2009 respondents on this item. (p<.05)

TABLE 39
Significant Differences in Respondent's Educational Experiences within
Major (by Academic Year)

In my major:	2009-2010	2008-2009
	<i>Percentages</i>	
I received high-quality advising*		
Strongly disagree	6.1	7.7
Disagree	12.5	14.7
Neutral	15.9	16.5
Agree	27.3	26.0
Strongly agree	36.1	33.3
Can't Judge	2.2	1.8

*Significant differences exist between 2009-2010 and 2008-2009 respondents on this item. (p<.05)

TABLE 39 (cont.)
Significant Differences in Respondent's Educational Experiences within
Major (by Academic Year)

In my major:	2009-2010	2008-2009
	<i>Percentages</i>	
Faculty are effective teachers*		
Strongly disagree	1.9	1.6
Disagree	3.8	6.1
Neutral	13.3	14.1
Agree	47.3	46.9
Strongly agree	32.5	29.9
Can't Judge	1.2	1.5
Faculty are interested in the personal development of students*		
Strongly disagree	1.8	1.6
Disagree	4.7	6.7
Neutral	16.7	17.2
Agree	41.3	42.6
Strongly agree	32.9	29.4
Can't Judge	2.5	2.5
Faculty introduced students to a broad range of ideas, perspectives, and worldviews*		
Strongly disagree	2.0	1.6
Disagree	4.3	6.3
Neutral	14.5	15.9
Agree	44.9	44.8
Strongly agree	32.5	29.1
Can't Judge	1.7	2.3

*Significant differences exist between 2009-2010 and 2008-2009 respondents on this item. (p<.05)

TABLE 40
Significant Differences in Encouragement Within Major (by Academic Year)

Students in my major are encouraged to:	2009-2010	2008-2009
	<i>Percentages</i>	
Becoming familiar with current and emerging technologies*		
Strongly disagree	2.4	1.9
Disagree	8.2	9.4
Neutral	16.8	20.0
Agree	40.5	40.1
Strongly agree	28.9	25.0
Can't Judge	3.2	3.6

*Significant differences exist between 2009-2010 and 2008-2009 respondents on this item. (p<.05)

TABLE 41
Significant Differences in Satisfaction of K-State Services (by Gender)

Note: the following services were not included on the 2008 – 2009 Senior Survey, and therefore, are not comparable to results of this year’s survey: Alcohol and Drug Education, Developing Scholars, Academic and Career Information Center, Women’s Center, McNair Scholars, and Healthy Decisions.

Please rate your level of satisfaction with the following K-State services	2009-2010	2008-2009
	<i>Percentages</i>	
Admissions services and online application*		
Did not know about	8.4	8.9
Knew about, but did no use	14.4	16.9
Used, and was Dissatisfied	5.4	7.0
Used, and was Satisfied	71.8	67.2
iSIS (KATS) and its many applications*		
Did not know about	1.3	1.6
Knew about, but did no use	1.9	4.2
Used, and was Dissatisfied	18.4	33.7
Used, and was Satisfied	78.4	60.5
Library staff (assistance in research, effectively finding information, learning how to use the Libraries)*		
Did not know about	2.7	1.6
Knew about, but did no use	36.8	32.6
Used, and was Dissatisfied	4.5	4.4
Used, and was Satisfied	56.0	61.3
Library holdings (quality and quantity)*		
Did not know about	7.5	6.0
Knew about, but did no use	40.1	35.8
Used, and was Dissatisfied	4.7	5.6
Used, and was Satisfied	47.7	52.5
Library facilities (atmosphere, available seating, hours)*		
Did not know about	2.0	1.4
Knew about, but did no use	11.1	10.2
Used, and was Dissatisfied	6.0	8.6
Used, and was Satisfied	80.9	79.8
Campus bookstore (service)*		
Did not know about	1.6	1.0
Knew about, but did no use	6.1	6.1
Used, and was Dissatisfied	21.6	25.4
Used, and was Satisfied	70.6	67.5
Academic Assistance Center (study skills, testing services, tutoring, instruction in Intermediate Algebra, University Experience, etc.)*		
Did not know about	20.5	16.7
Knew about, but did no use	54.3	55.4
Used, and was Dissatisfied	4.5	6.6
Used, and was Satisfied	20.7	21.2

*Significant differences exist between 2009-2010 and 2008-2009 respondents on this item. (p<.05)

TABLE 41 (cont.)
Significant Differences in Satisfaction of K-State Services (by Gender)

Please rate your level of satisfaction with the following K-State services	2009-2010	2008-2009
	<i>Percentages</i>	
Office of Educational Support Services (ESS) – TRIO, Pilots, Upward Bound*		
Did not know about	31.8	55.5
Knew about, but did no use	52.4	37.5
Used, and was Dissatisfied	2.6	2.5
Used, and was Satisfied	13.2	4.5
Disability Support Services*		
Did not know about	23.4	29.8
Knew about, but did no use	69.3	63.6
Used, and was Dissatisfied	1.5	2.3
Used, and was Satisfied	5.7	4.4
Convocations/Lectures (e.g. Landon, Lou Douglas, Dorothy Thompson, Departmental, etc.)		
Did not know about	8.1	6.7
Knew about, but did no use	35.1	29.4
Used, and was Dissatisfied	2.2	2.7
Used, and was Satisfied	54.6	61.1
Office of Student Life*		
Did not know about	16.1	20.5
Knew about, but did no use	58.3	57.6
Used, and was Dissatisfied	3.4	3.5
Used, and was Satisfied	22.2	18.4
University Counseling Services*		
Did not know about	13.2	17.9
Knew about, but did no use	65.4	65.2
Used, and was Dissatisfied	4.9	4.4
Used, and was Satisfied	16.6	12.5
Parking Services*		
Did not know about	3.0	2.2
Knew about, but did no use	15.9	13.4
Used, and was Dissatisfied	51.8	63.9
Used, and was Satisfied	29.3	20.5
Parking facilities (maintenance, appearance, etc.)*		
Did not know about	3.3	3.3
Knew about, but did no use	16.5	13.2
Used, and was Dissatisfied	34.6	47.2
Used, and was Satisfied	45.6	36.3
Parking availability*		
Did not know about	2.8	2.7
Knew about, but did no use	13.2	10.2
Used, and was Dissatisfied	64.4	77.1
Used, and was Satisfied	19.6	9.9

*Significant differences exist between 2009-2010 and 2008-2009 respondents on this item. (p<.05)

TABLE 41 (cont.)
Significant Differences in Satisfaction of K-State Services (by Gender)

Please rate your level of satisfaction with the following K-State services	2009-2010	2008-2009
	<i>Percentages</i>	
Center for Child Development*		
Did not know about	31.2	35.6
Knew about, but did no use	62.0	58.4
Used, and was Dissatisfied	1.7	2.4
Used, and was Satisfied	5.1	3.5

*Significant differences exist between 2009-2010 and 2008-2009 respondents on this item. (p<.05)

TABLE 42
Significant Differences in Experiences and Relationships (by Academic Year)

Universities differ from one another in the extent to which they emphasize various aspects of student development. Thinking of your experiences at K-State, to what extent was each of the following emphasized?	2009-2010	2008-2009
	<i>Percentages</i>	
The development of academic, scholarly, and intellectual qualities*		
Weak Emphasis	1.1	0.7
-	0.6	1.1
-	2.2	2.7
Moderate Emphasis	9.1	10.7
-	27.1	30.3
-	36.7	35.6
Strong Emphasis	23.1	18.7

*Significant differences exist between 2009-2010 and 2008-2009 respondents on this item. (p<.05)

TABLE 43
Significant Differences in Attitude Toward K-State (by Academic Year)

	2009-2010	2008-2009
	<i>Percentages</i>	
What is your general attitude toward K-State?*		
Very Negative	0.5	0.3
Negative	3.5	4.4
Positive	36.9	41.5
Very Positive	59.2	53.9

*Significant differences exist between 2009-2010 and 2008-2009 respondents on this item. (p<.05)

TABLE 44
Significant Differences in Recommending K-State (by Academic Year)

	2009-2010	2008-2009
	<i>Percentages</i>	
Would you recommend K-State to others?*		
Definitely No	1.0	0.7
Probably No	2.7	4.0
Probably Yes	26.1	28.2
Definitely Yes	70.3	67.0

*Significant differences exist between 2009-2010 and 2008-2009 respondents on this item. (p<.05)

TABLE 45
Significant Differences in Plans after Graduation (by Academic Year)

	2009-2010	2008-2009
	<i>Percentages</i>	
What are your plans after graduation?*		
Have a job that will continue after graduation	7.0	8.8
Have a job lined up to begin after graduation	25.9	30.5
Will look for a job	34.8	31.6
Will attend graduate school	24.0	20.1
Volunteer work (Peace Corps, AmeriCorp, etc.)	1.3	1.7
No plans for a job at this time	1.3	1.6
Military	1.9	1.9
Starting or raising a family	0.9	0.7
Other	3.0	3.0

*Significant differences exist between 2009-2010 and 2008-2009 respondents on this item. (p<.05)

APPENDIX A

2009 – 2010 Senior Survey

AXIO SURVEY

Senior Survey

Survey Description

Thank you for sharing your ideas with us and becoming part of building a better university. Your thoughtful responses will help the University to improve the educational experience for future students and will affirm the work of those who provide excellent services. This survey will take approximately 10 minutes to complete.

Opening Instructions

Your identity will remain anonymous in any reports that are produced from this survey data. Your responses will be combined with those of other graduates in your major and your college to create summary reports that will be used by faculty and administrators to improve Kansas State University.

For completing this survey, you will be eligible to win one of several prizes donated by Varney's Student Union Bookstore. At the end of the survey, click the link to give us some additional information and your name will be entered. Your identity will remain anonymous; we will not be able to match your entry for the drawing with any of your responses. Thanks again for your participation.

Page 1

Question 1 **** required ****

What was your undergraduate major?



Question 2

What was your second major? If you did NOT have a second major, skip this question.



Question 3 **** required ****

Did you graduate with an undergraduate certificate or minor?

- Yes
- No

Page 2

Question 4 **** required ****

Gender

- Male
- Female

Question 5 * required *****

Are you a U.S. citizen?

- Yes
- No

Question 6 * required *****

Ethnicity/Race

- American Indian/Alaskan Native
- Asian or Pacific Islander
- Black, Non-Hispanic
- Hispanic/Spanish/Latin American
- Mexican/Mexican American
- White/Non-Hispanic
- Multiracial
- Other
- I prefer not to respond

Question 7 * required *****

What is your age?

- Under 22
- 22
- 23
- 24-26
- Over 26

Question 8 * required *****

How many credit hours did you transfer into K-State from another college or university?

1 - 0 | 2 - 1 to 20 | 3 - 21 to 30 | 4 - 31 to 40 | 5 - 41 to 60
6 - 61+

	1	2	3	4	5	6
8.1 A two year college	<input type="radio"/>	<input type="radio"/>	<input type="radio"/>	<input type="radio"/>	<input type="radio"/>	<input type="radio"/>
8.2 Another Kansas 4 year public university	<input type="radio"/>	<input type="radio"/>	<input type="radio"/>	<input type="radio"/>	<input type="radio"/>	<input type="radio"/>
8.3 An out-of-state 4 year public university	<input type="radio"/>	<input type="radio"/>	<input type="radio"/>	<input type="radio"/>	<input type="radio"/>	<input type="radio"/>
8.4 A private 4 year college or university	<input type="radio"/>	<input type="radio"/>	<input type="radio"/>	<input type="radio"/>	<input type="radio"/>	<input type="radio"/>
8.5 Other	<input type="radio"/>	<input type="radio"/>	<input type="radio"/>	<input type="radio"/>	<input type="radio"/>	<input type="radio"/>

Question 9 * required *****

What is your overall GPA at K-State?

- less than 2.5

- 2.5 - 2.99
- 3.0 - 3.49
- 3.5 - 4.0
- I prefer not to respond

Page 3

Question 10 * required *****

Students in my major are:

1 - Strongly Disagree | 2 - Disagree | 3 - Neutral | 4 - Agree
 5 - Strongly Agree | 6 - Can't Judge

	1	2	3	4	5	6
10.1 Competitive with each other.	<input type="radio"/>	<input type="radio"/>	<input type="radio"/>	<input type="radio"/>	<input type="radio"/>	<input type="radio"/>
10.2 Career oriented.	<input type="radio"/>	<input type="radio"/>	<input type="radio"/>	<input type="radio"/>	<input type="radio"/>	<input type="radio"/>
10.3 Supportive and helpful to each other in meeting the academic demands of the program.	<input type="radio"/>	<input type="radio"/>	<input type="radio"/>	<input type="radio"/>	<input type="radio"/>	<input type="radio"/>
10.4 Interested in a broad range of ideas from many disciplines.	<input type="radio"/>	<input type="radio"/>	<input type="radio"/>	<input type="radio"/>	<input type="radio"/>	<input type="radio"/>
10.5 Serious about their studies.	<input type="radio"/>	<input type="radio"/>	<input type="radio"/>	<input type="radio"/>	<input type="radio"/>	<input type="radio"/>
10.6 Academically honest (do not cheat, plagiarize).	<input type="radio"/>	<input type="radio"/>	<input type="radio"/>	<input type="radio"/>	<input type="radio"/>	<input type="radio"/>
10.7 Find value in working in groups.	<input type="radio"/>	<input type="radio"/>	<input type="radio"/>	<input type="radio"/>	<input type="radio"/>	<input type="radio"/>

Question 11 * required *****

In my major:

1 - Strongly Disagree | 2 - Disagree | 3 - Neutral | 4 - Agree
 5 - Strongly Agree | 6 - Can't Judge

	1	2	3	4	5	6
11.1 I received high-quality advising.	<input type="radio"/>	<input type="radio"/>	<input type="radio"/>	<input type="radio"/>	<input type="radio"/>	<input type="radio"/>
11.2 I received support in finding appropriate employment or pursuing graduate study.	<input type="radio"/>	<input type="radio"/>	<input type="radio"/>	<input type="radio"/>	<input type="radio"/>	<input type="radio"/>
11.3 Faculty are accessible for out-of-class assistance.	<input type="radio"/>	<input type="radio"/>	<input type="radio"/>	<input type="radio"/>	<input type="radio"/>	<input type="radio"/>
11.4 Faculty are effective teachers.	<input type="radio"/>	<input type="radio"/>	<input type="radio"/>	<input type="radio"/>	<input type="radio"/>	<input type="radio"/>
11.5 Faculty are interested in the personal development of students.	<input type="radio"/>	<input type="radio"/>	<input type="radio"/>	<input type="radio"/>	<input type="radio"/>	<input type="radio"/>
11.6 Faculty are interested in the academic and professional development of students.	<input type="radio"/>	<input type="radio"/>	<input type="radio"/>	<input type="radio"/>	<input type="radio"/>	<input type="radio"/>

11.7 Faculty introduced students to a broad range of ideas, perspectives, and worldviews.	<input type="radio"/>	<input type="radio"/>	<input type="radio"/>	<input type="radio"/>	<input type="radio"/>	<input type="radio"/>
11.8 Faculty listen and respond to undergraduates regarding student needs, concerns, and suggestions.	<input type="radio"/>	<input type="radio"/>	<input type="radio"/>	<input type="radio"/>	<input type="radio"/>	<input type="radio"/>

Question 12 * required *****

Students in my major are encouraged to:

1 - Strongly Disagree | 2 - Disagree | 3 - Neutral | 4 - Agree
5 - Strongly Agree | 6 - Can't Judge

	1	2	3	4	5	6
12.1 Become personally acquainted with the department's faculty.	<input type="radio"/>	<input type="radio"/>	<input type="radio"/>	<input type="radio"/>	<input type="radio"/>	<input type="radio"/>
12.2 Participate in professional interest groups.	<input type="radio"/>	<input type="radio"/>	<input type="radio"/>	<input type="radio"/>	<input type="radio"/>	<input type="radio"/>
12.3 Attend professional seminars and colloquia.	<input type="radio"/>	<input type="radio"/>	<input type="radio"/>	<input type="radio"/>	<input type="radio"/>	<input type="radio"/>
12.4 Become familiar with current and emerging technology.	<input type="radio"/>	<input type="radio"/>	<input type="radio"/>	<input type="radio"/>	<input type="radio"/>	<input type="radio"/>
12.5 Participate in research or creative projects with faculty or other students.	<input type="radio"/>	<input type="radio"/>	<input type="radio"/>	<input type="radio"/>	<input type="radio"/>	<input type="radio"/>

Question 13 * required *****

I found my major to be:

1 - Strongly Disagree | 2 - Disagree | 3 - Neutral | 4 - Agree
5 - Strongly Agree | 6 - Can't Judge

	1	2	3	4	5	6
13.1 Characterized by mutual respect between undergraduate majors and professors.	<input type="radio"/>	<input type="radio"/>	<input type="radio"/>	<input type="radio"/>	<input type="radio"/>	<input type="radio"/>
13.2 Academically stimulating.	<input type="radio"/>	<input type="radio"/>	<input type="radio"/>	<input type="radio"/>	<input type="radio"/>	<input type="radio"/>

Question 14

Please provide further comments regarding your major(s) or department(s).

Characters Remaining: 2000

Page 4

Indicate below how satisfied you have been with each of the following services during your years at K-State.

Question 15 * required *****

Please rate your level of satisfaction with the following K-State Services.

1 - Did Not Know About | 2 - Knew About, But Did Not Use
 3 - Used and was Dissatisfied | 4 - Used and was Satisfied

	1	2	3	4
15.1 Recruitment materials and process	<input type="radio"/>	<input type="radio"/>	<input type="radio"/>	<input type="radio"/>
15.2 Admissions services and online application	<input type="radio"/>	<input type="radio"/>	<input type="radio"/>	<input type="radio"/>
15.3 Office of Student Financial Assistance (service)	<input type="radio"/>	<input type="radio"/>	<input type="radio"/>	<input type="radio"/>
15.4 Office of the Registrar	<input type="radio"/>	<input type="radio"/>	<input type="radio"/>	<input type="radio"/>
15.5 ISIS and its many applications	<input type="radio"/>	<input type="radio"/>	<input type="radio"/>	<input type="radio"/>
15.6 DARS (Degree Audit Registration System)	<input type="radio"/>	<input type="radio"/>	<input type="radio"/>	<input type="radio"/>
15.7 Access to electronic library resources (databases, electronic journals and electronic books)	<input type="radio"/>	<input type="radio"/>	<input type="radio"/>	<input type="radio"/>

15.8 Library staff (assistance in research, effectively finding information, learning how to use the Libraries)	<input type="radio"/>	<input type="radio"/>	<input type="radio"/>	<input type="radio"/>
15.9 Library holdings (quality and quantity)	<input type="radio"/>	<input type="radio"/>	<input type="radio"/>	<input type="radio"/>
15.10 Library facilities (atmosphere, available seating, hours)	<input type="radio"/>	<input type="radio"/>	<input type="radio"/>	<input type="radio"/>
15.11 Residence hall food service	<input type="radio"/>	<input type="radio"/>	<input type="radio"/>	<input type="radio"/>
15.12 Residence hall facilities	<input type="radio"/>	<input type="radio"/>	<input type="radio"/>	<input type="radio"/>
15.13 Residence hall services and programs	<input type="radio"/>	<input type="radio"/>	<input type="radio"/>	<input type="radio"/>
15.14 Scholarship House (Clovie, Smith, Smurthwaite)	<input type="radio"/>	<input type="radio"/>	<input type="radio"/>	<input type="radio"/>
15.15 Greek experience (Fraternity/Sorority)	<input type="radio"/>	<input type="radio"/>	<input type="radio"/>	<input type="radio"/>
15.16 K-State Student Union food service	<input type="radio"/>	<input type="radio"/>	<input type="radio"/>	<input type="radio"/>
15.17 Campus Bookstore (service)	<input type="radio"/>	<input type="radio"/>	<input type="radio"/>	<input type="radio"/>
15.18 Union Program Council	<input type="radio"/>	<input type="radio"/>	<input type="radio"/>	<input type="radio"/>
15.19 <i>Collegian</i> (campus newspaper)	<input type="radio"/>	<input type="radio"/>	<input type="radio"/>	<input type="radio"/>
15.20 Royal Purple Yearbook	<input type="radio"/>	<input type="radio"/>	<input type="radio"/>	<input type="radio"/>
15.21 Recreational Services	<input type="radio"/>	<input type="radio"/>	<input type="radio"/>	<input type="radio"/>
15.22 Students' Attorney	<input type="radio"/>	<input type="radio"/>	<input type="radio"/>	<input type="radio"/>
15.23 Career and Employment Services	<input type="radio"/>	<input type="radio"/>	<input type="radio"/>	<input type="radio"/>
15.24 Academic Assistant Center (study skills, testing services, tutoring, instruction in Intermediate Algebra, University Experience, PILOTS Program, etc.)	<input type="radio"/>	<input type="radio"/>	<input type="radio"/>	<input type="radio"/>
15.25 Educational Supportive Services (ESS) – individualized tutoring, writing skills, academic guidance, and Academic Enrichment course.	<input type="radio"/>	<input type="radio"/>	<input type="radio"/>	<input type="radio"/>
15.26 Disability Support Services	<input type="radio"/>	<input type="radio"/>	<input type="radio"/>	<input type="radio"/>
15.27 Non-Traditional Student Services	<input type="radio"/>	<input type="radio"/>	<input type="radio"/>	<input type="radio"/>
15.28 McCain Performance Series	<input type="radio"/>	<input type="radio"/>	<input type="radio"/>	<input type="radio"/>
15.29 Convocations/lectures (e.g., Landon, Lou Douglas, Dorothy Thompson, Departmental)	<input type="radio"/>	<input type="radio"/>	<input type="radio"/>	<input type="radio"/>
15.30 Diversity Office	<input type="radio"/>	<input type="radio"/>	<input type="radio"/>	<input type="radio"/>
15.31 Multicultural Student Organizations	<input type="radio"/>	<input type="radio"/>	<input type="radio"/>	<input type="radio"/>
15.32 Office of Student Life	<input type="radio"/>	<input type="radio"/>	<input type="radio"/>	<input type="radio"/>
15.33 Counseling Services	<input type="radio"/>	<input type="radio"/>	<input type="radio"/>	<input type="radio"/>
15.34 Lafene Health Center	<input type="radio"/>	<input type="radio"/>	<input type="radio"/>	<input type="radio"/>
15.35 Parking services	<input type="radio"/>	<input type="radio"/>	<input type="radio"/>	<input type="radio"/>

15.36 Parking facilities (maintenance, appearance, etc.)	<input type="radio"/>	<input type="radio"/>	<input type="radio"/>	<input type="radio"/>
15.37 Parking availability	<input type="radio"/>	<input type="radio"/>	<input type="radio"/>	<input type="radio"/>
15.38 Campus Security	<input type="radio"/>	<input type="radio"/>	<input type="radio"/>	<input type="radio"/>
15.39 Center for Child Development	<input type="radio"/>	<input type="radio"/>	<input type="radio"/>	<input type="radio"/>
15.40 Alcohol and Other Drug Education Services	<input type="radio"/>	<input type="radio"/>	<input type="radio"/>	<input type="radio"/>
15.41 Developing Scholars Program	<input type="radio"/>	<input type="radio"/>	<input type="radio"/>	<input type="radio"/>
15.42 Academic and Career Information Center	<input type="radio"/>	<input type="radio"/>	<input type="radio"/>	<input type="radio"/>
15.43 Women's Center	<input type="radio"/>	<input type="radio"/>	<input type="radio"/>	<input type="radio"/>
15.44 McNair Scholars Program	<input type="radio"/>	<input type="radio"/>	<input type="radio"/>	<input type="radio"/>
15.45 Healthy Decisions (assists students with identifying sources of support)	<input type="radio"/>	<input type="radio"/>	<input type="radio"/>	<input type="radio"/>

Page 5

Question 16 **** required ****

As a result of your experience at K-State, how much progress do you feel you have made in each of the following areas?

1 - None | 2 - Very Little | 3 - Some | 4 - Very Much

	1	2	3	4
16.1 Gaining a broad general education about different fields of knowledge	<input type="radio"/>	<input type="radio"/>	<input type="radio"/>	<input type="radio"/>
16.2 Developing an understanding and enjoyment of the arts (art, music, drama, and literature)	<input type="radio"/>	<input type="radio"/>	<input type="radio"/>	<input type="radio"/>
16.3 Improving written communications skills	<input type="radio"/>	<input type="radio"/>	<input type="radio"/>	<input type="radio"/>
16.4 Ability to speak a second language	<input type="radio"/>	<input type="radio"/>	<input type="radio"/>	<input type="radio"/>
16.5 Becoming aware of different philosophies, cultures, and ways of life	<input type="radio"/>	<input type="radio"/>	<input type="radio"/>	<input type="radio"/>
16.6 Improving oral communication skills	<input type="radio"/>	<input type="radio"/>	<input type="radio"/>	<input type="radio"/>
16.7 Developing your own values and ethical standards	<input type="radio"/>	<input type="radio"/>	<input type="radio"/>	<input type="radio"/>
16.8 Understanding the ethical standards of your discipline or profession	<input type="radio"/>	<input type="radio"/>	<input type="radio"/>	<input type="radio"/>
16.9 Understanding yourself - your abilities, interests, and personality	<input type="radio"/>	<input type="radio"/>	<input type="radio"/>	<input type="radio"/>
16.10 Understanding other people and their abilities, interests, and perspectives	<input type="radio"/>	<input type="radio"/>	<input type="radio"/>	<input type="radio"/>
16.11 Ability to participate as a team member	<input type="radio"/>	<input type="radio"/>	<input type="radio"/>	<input type="radio"/>

16.12 Ability to interact positively with people who are different from you	<input type="radio"/>	<input type="radio"/>	<input type="radio"/>	<input type="radio"/>
16.13 Developing good health habits and physical fitness	<input type="radio"/>	<input type="radio"/>	<input type="radio"/>	<input type="radio"/>
16.14 Understanding the nature of science and experimentation	<input type="radio"/>	<input type="radio"/>	<input type="radio"/>	<input type="radio"/>
16.15 Understanding new scientific and technical developments	<input type="radio"/>	<input type="radio"/>	<input type="radio"/>	<input type="radio"/>
16.16 Becoming aware of the consequences of new applications in science and technology	<input type="radio"/>	<input type="radio"/>	<input type="radio"/>	<input type="radio"/>
16.17 Ability to think critically (analytically and logically)	<input type="radio"/>	<input type="radio"/>	<input type="radio"/>	<input type="radio"/>
16.18 Quantitative thinking - understanding probabilities, proportions, etc.	<input type="radio"/>	<input type="radio"/>	<input type="radio"/>	<input type="radio"/>
16.19 Ability to put ideas together, to see relationships, similarities, and differences between ideas	<input type="radio"/>	<input type="radio"/>	<input type="radio"/>	<input type="radio"/>
16.20 Ability to learn on your own, pursue ideas, and find information you need	<input type="radio"/>	<input type="radio"/>	<input type="radio"/>	<input type="radio"/>
16.21 Ability to locate and evaluate information sources	<input type="radio"/>	<input type="radio"/>	<input type="radio"/>	<input type="radio"/>

Page 6

Question 17 * required *****

Universities differ from one another in the extent to which they emphasize various aspects of student development. Think of your experiences at Kansas State University. To what extent was each of the following emphasized?

The following scale is rated from 1 (weak emphasis) to 7 (strong emphasis).

1 - Weak Emphasis | 2 - - | 3 - - | 4 - - | 5 - - | 6 - -
7 - Strong Emphasis

	1	2	3	4	5	6	7
17.1 The development of academic, scholarly, and intellectual qualities	<input type="radio"/>	<input type="radio"/>	<input type="radio"/>	<input type="radio"/>	<input type="radio"/>	<input type="radio"/>	<input type="radio"/>
17.2 The development of aesthetic, expressive, and creative qualities	<input type="radio"/>	<input type="radio"/>	<input type="radio"/>	<input type="radio"/>	<input type="radio"/>	<input type="radio"/>	<input type="radio"/>
17.3 Being critical, evaluative, and analytical	<input type="radio"/>	<input type="radio"/>	<input type="radio"/>	<input type="radio"/>	<input type="radio"/>	<input type="radio"/>	<input type="radio"/>
17.4 The development of vocational and occupational competence	<input type="radio"/>	<input type="radio"/>	<input type="radio"/>	<input type="radio"/>	<input type="radio"/>	<input type="radio"/>	<input type="radio"/>
17.5 The personal relevance and practical value of your courses	<input type="radio"/>	<input type="radio"/>	<input type="radio"/>	<input type="radio"/>	<input type="radio"/>	<input type="radio"/>	<input type="radio"/>

Question 18 * required *****

The next three ratings refer to relationships among people at Kansas State University. Again, thinking of your own experience, how would you rate these relationships on the following scales?

1 - Sense of Alienation | 2 - - | 3 - - | 4 - - | 5 - - | 6 - -
7 - Sense of Belonging

	1	2	3	4	5	6	7
18.1 Relationships with other students, student groups, and activities	<input type="radio"/>	<input type="radio"/>	<input type="radio"/>	<input type="radio"/>	<input type="radio"/>	<input type="radio"/>	<input type="radio"/>

Question 19 *** required ***

1 - Remote, Unsympathetic, Unhelpful | 2 - - | 3 - - | 4 - -
5 - - | 6 - - | 7 - Approachable, Understanding, Helpful

	1	2	3	4	5	6	7
19.1 Relationships with faculty members	<input type="radio"/>	<input type="radio"/>	<input type="radio"/>	<input type="radio"/>	<input type="radio"/>	<input type="radio"/>	<input type="radio"/>
19.2 Relationships with Graduate Teaching Assistants (GTA's)	<input type="radio"/>	<input type="radio"/>	<input type="radio"/>	<input type="radio"/>	<input type="radio"/>	<input type="radio"/>	<input type="radio"/>

Question 20 *** required ***

What is your general attitude toward K-State?

- Very Negative
- Negative
- Positive
- Very Positive

Question 21 *** required ***

Would you recommend K-State to others?

- Definitely No
- Probably No
- Probably Yes
- Definitely Yes

Question 22 *** required ***

What were your reasons for choosing your major at K-State?

- Interesting subject
- Job Demand
- Meaningful contribution to society
- Influence of family
- Influence of friends
- Influence of professor
- Respected positions
- Interest with subject

- High salaries
- Challenge
- Enjoyed courses in the field
- Friends in major

Page 7

Question 23 ** required **

During your years at K-State, how many hours per week, on average, did you spend in the following activities?

1 - None | 2 - 1-5 | 3 - 6-10 | 4 - 11-15 | 5 - 16-20 | 6 - 21-30
7 - 31+

	1	2	3	4	5	6	7
23.1 Internship/Practicum	<input type="radio"/>	<input type="radio"/>	<input type="radio"/>	<input type="radio"/>	<input type="radio"/>	<input type="radio"/>	<input type="radio"/>
23.2 On-Campus Employment	<input type="radio"/>	<input type="radio"/>	<input type="radio"/>	<input type="radio"/>	<input type="radio"/>	<input type="radio"/>	<input type="radio"/>
23.3 Off-Campus Employment	<input type="radio"/>	<input type="radio"/>	<input type="radio"/>	<input type="radio"/>	<input type="radio"/>	<input type="radio"/>	<input type="radio"/>

Question 24 ** required **

How often did you interact with faculty outside of class time?

- Never
- Rarely
- Occasionally
- Often

Page 8

Question 25 ** required **

Did you officially switch majors while attending K-State?

- No
- Yes, once
- Yes, twice
- Yes, three or more times

Question 26 ** required **

What are your plans after graduation?

- Have a job that will continue after graduation
- Have a job lined up to begin after graduation
- Will look for a job
- Will attend graduate school

- Volunteer work (Peace Corps, Americorp, etc.)
- No plans for a job at this time
- Military
- Starting or raising a family
- Other

Page 9

Please use the following to comment, in more detail, on your experiences at K-State.

Question 27

Influences

Please list important influences on you during your time at K-State. These could include individuals (faculty, staff, students, administrators), classes, or out-of-class experiences (organizations, clubs, etc.).

Characters Remaining: 2000

Question 28

Suggestions

Use the space below to suggest improvements that you think K-State should make.

Characters Remaining: 2000

Question 29

Please add any other comments below.

Characters Remaining: 2000

Closing Message

Thank you for completing the survey. If you would like to enter a drawing to win one of many **FABULOUS PRIZES**, click [here](#) to enter your contact information. Once again, the contact information you enter will not be traceable to any of your responses.

- End of Survey -

© 2010 Axio Learning. All Rights Reserved.