

2011 Alumni Surveys University Summary Report

Office of Assessment
June 2012

KANSAS STATE UNIVERSITY

2011 One-Year and Four-Year Alumni Survey University Summary Report

The Alumni Surveys are designed to give graduates the opportunity to reflect upon their K-State experiences one-year and four-years post graduation. This information is used to improve the college experience for future students by identifying strengths in our programs as well as areas that need further development.

Demographics of Respondents

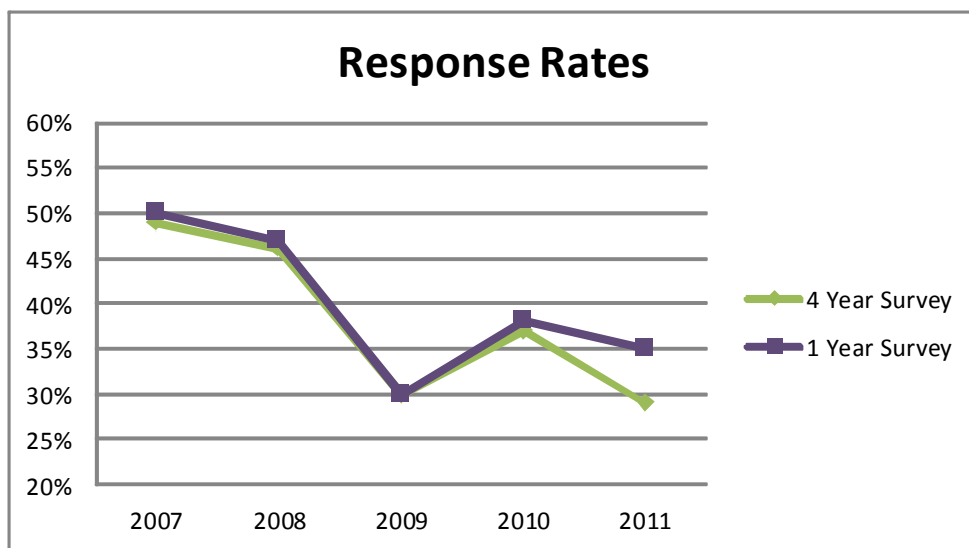
One-Year Alumni Survey

- 58% of respondents were female.
- 90% of respondents were white, non-Hispanic.
- 57% of respondents also graduated with an undergraduate certificate and/or minor.
- 63% of respondents live in the state of Kansas.

Four-Year Alumni Survey

- 59% of respondents were female.
- 92% of respondents were white, non-Hispanic.
- 57% of respondents also graduated with an undergraduate certificate and/or minor.
- 57% of respondents live in the state of Kansas.

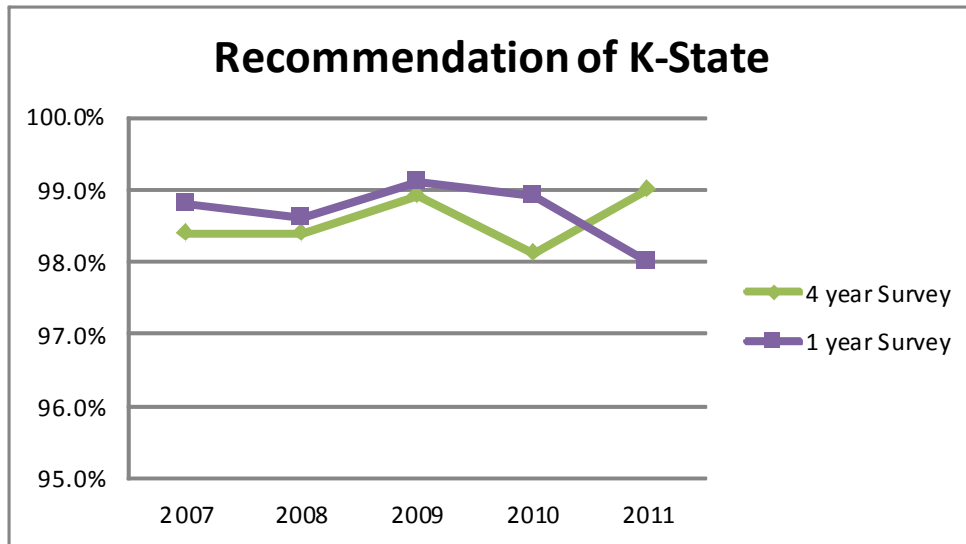
Response Rates



- 600 out of 1,718 (35%) One-Year Alumni participated in the 2011 One-Year Alumni Survey.
- 518 out of 1,807 (29%) Four-Year Alumni participated in the 2011 Four-Year Alumni Survey.

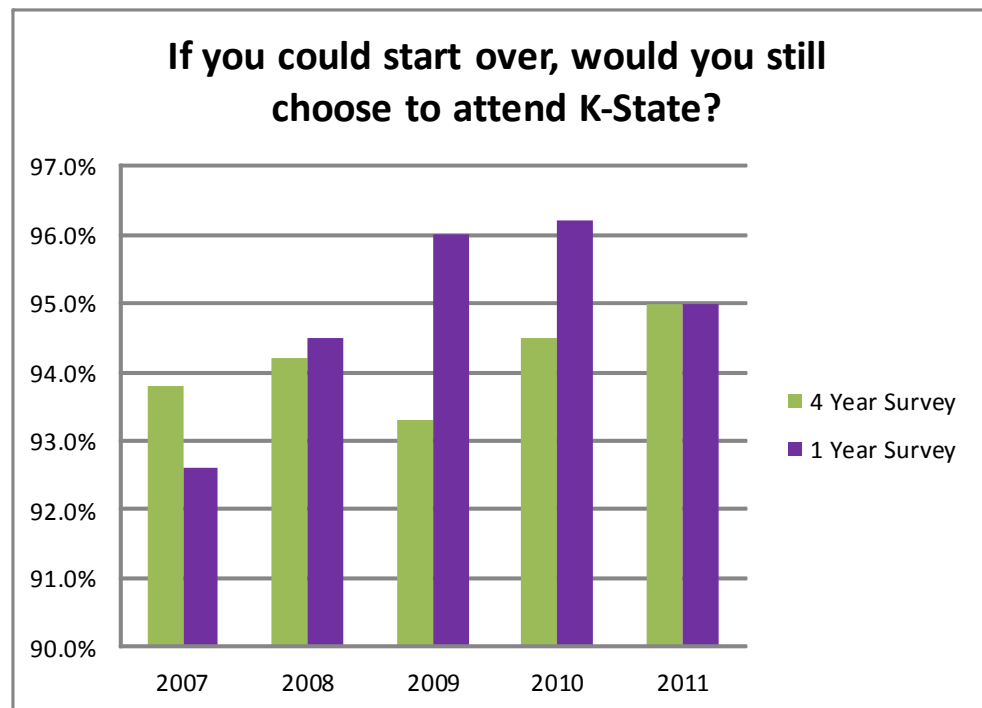
KANSAS STATE UNIVERSITY

Satisfaction with Kansas State University



- 98% of 2011 One-Year Alumni respondents indicated that they would recommend K-State to a potential student.
- 99% of 2011 Four-Year Alumni respondents indicated that they would recommend K-State to a potential student.

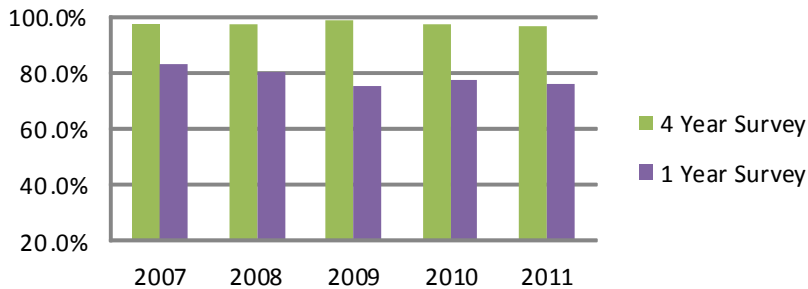
- 95% of 2011 One-Year Alumni respondents indicated that they would attend K-State again if given the opportunity to start over.
- 95% of 2011 Four-Year Alumni respondents indicated that they would attend K-State again if given the opportunity to start over.



KANSAS STATE UNIVERSITY

Employment Post Graduation

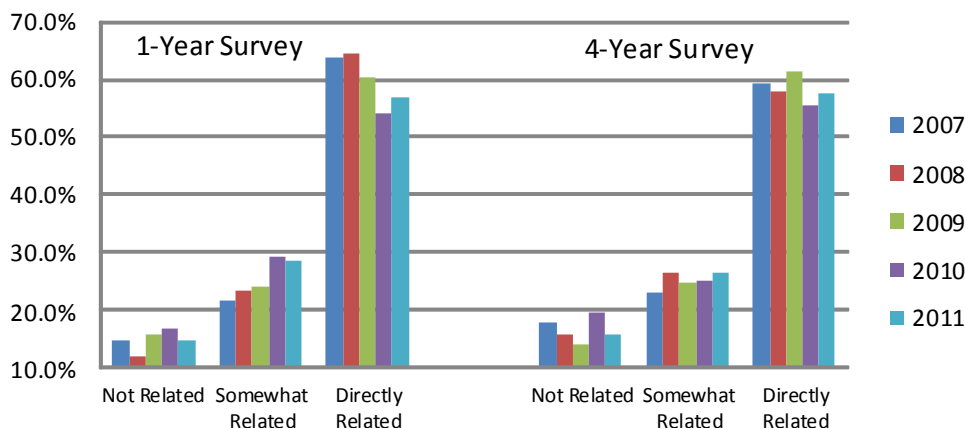
Have you been employed since graduation?



- 77% of 2011 One-Year Alumni respondents have been employed since graduating from K-State.
- 97% of 2011 Four-Year Alumni respondents have been employed since graduating from K-State.

What Type of Skills Does Your Job Require?	1 Year Survey	4 Year Survey
A Computer	100.0%	92.8%
Conducting Research	50.5%	52.1%
Extensive Training	48.4%	45.1%
Math Skills	65.4%	60.1%
Problem solving/ Analytical reasoning	95.1%	86.6%
Speaking to a group	73.7%	72.7%
Use of specialized machinery	22.1%	22.1%
Use of specialized software	76.3%	69.4%
Working with a diverse group of people	91.1%	81.1%
Writing reports, memos, papers, publications, etc.	72.7%	67.9%

Job Relationship to Major

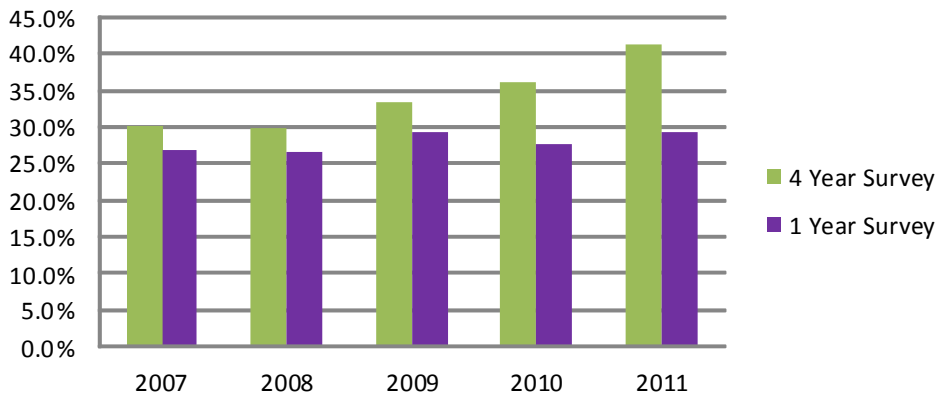


- 83% of 2011 One-Year Alumni respondents indicated that their job is *directly* or *somewhat* related to their graduating major.
- 84% of 2011 Four-Year Alumni respondents indicated that their job is *directly* or *somewhat* related to their major.

KANSAS STATE UNIVERSITY

Education Post K-State

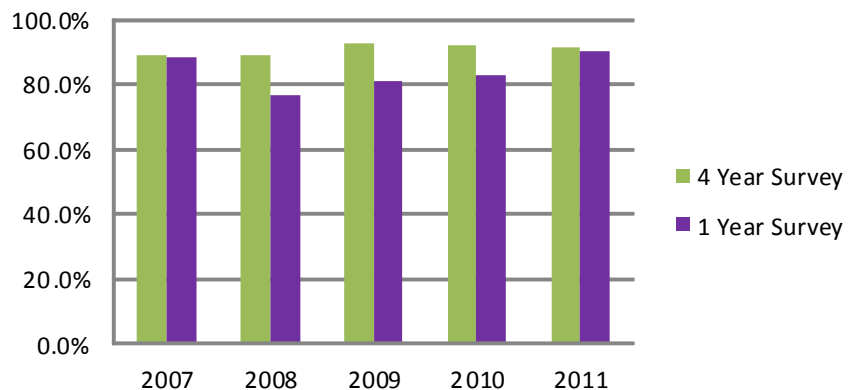
Have you received an advanced degree or are you currently attending graduate school?



- 29% of 2011 One-Year Alumni respondents indicated that they are currently attending graduate school or have received an advanced degree.
- 41% of 2011 Four-Year Alumni respondents indicated that they have received an advanced degree or are currently attending graduate school.

- 90% of 2011 One-Year Alumni respondents indicated that they received *good* or *excellent* preparation for graduate education.
- 91% of 2011 Four-Year Alumni respondents indicated that they received *good* or *excellent* preparation for graduate education.

How would you rate the quality of your K-State undergraduate preparation for graduate education?



For more information, please contact:

Steven Hawks
Assistant Director, Office of Assessment
Kansas State University
785-532-5712
sjhawks2@ksu.edu

The complete One-Year and Four-Year Alumni Survey reports may be viewed on the Office of Assessment website at:

<http://www.k-state.edu/assessment/surveys/alumnisurvey/index.htm>