

2010 One-Year Alumni Survey Summary Report



Office of Assessment
July 2011

KANSAS STATE UNIVERSITY

2010 One-Year and Four-Year Alumni Survey Summary Report

The Alumni Surveys are designed to give undergraduate graduates the opportunity to reflect upon their K-State experiences. This information is used to improve the college experience for future students by identifying strengths in our programs as well as areas that need further development.

Demographics of Respondents

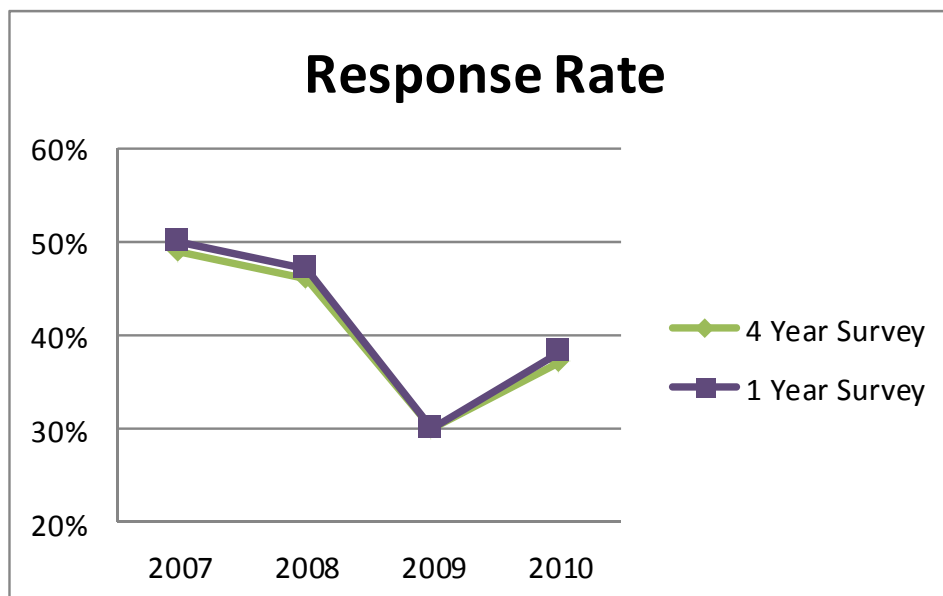
One-Year Alumni Survey

- 59% of respondents were female.
- 90% of respondents were white, non-Hispanic.
- 54% of respondents graduated with an undergraduate certificate and/or minor.
- 65% of respondents live in the state of Kansas.

Four-Year Alumni Survey

- 55% of respondents were female.
- 93% of respondents were white, non-Hispanic.
- 58% of respondents graduated with an undergraduate certificate and/or minor.
- 57% of respondents live in the state of Kansas.

Response Rates

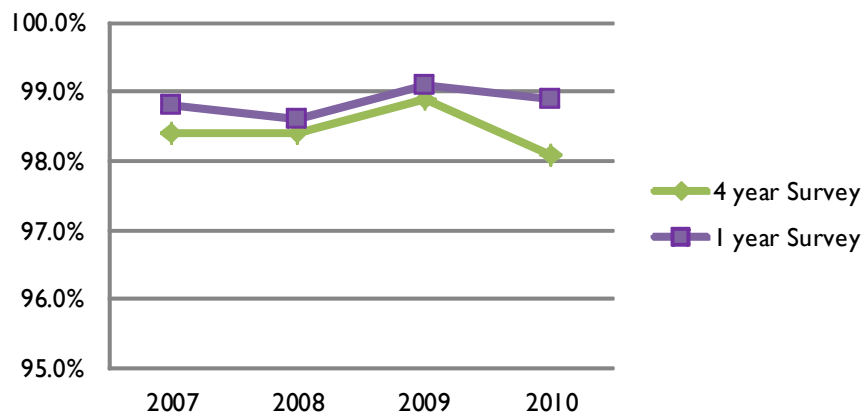


- 605 out of 1,606 (38%) One-Year Alumni participated in the 2010 One-Year Alumni Survey.
- 615 out of 1,614 (38%) Four-Year Alumni participated in the 2010 Four-Year Alumni Survey.

KANSAS STATE UNIVERSITY

Satisfaction with Kansas State University

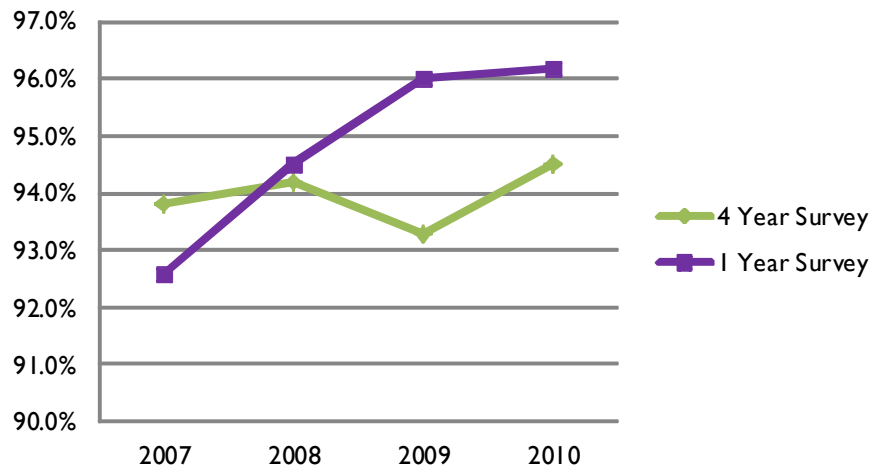
Would Recommend K-State to Others



- 99% of 2010 One-Year Alumni respondents indicated that they would recommend K-State to a potential student.
- 98% of 2010 Four-Year Alumni respondents indicated that they would recommend K-State to a potential student.

- 96% of 2010 One-Year Alumni respondents indicated that they would attend K-State again if he or she was given the opportunity to start over.
- 95% of 2010 Four-Year Alumni respondents indicated that they would attend K-State again if he or she was given the opportunity to start over.

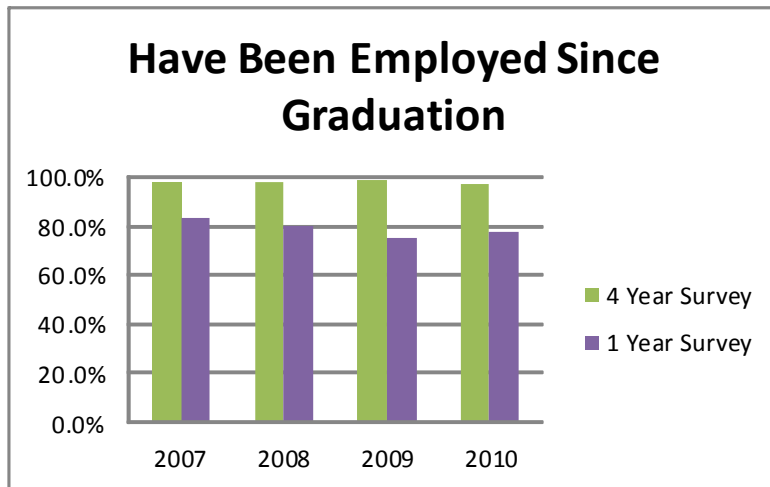
Would choose to attend K-State Again



KANSAS STATE UNIVERSITY

Employment Post Graduation

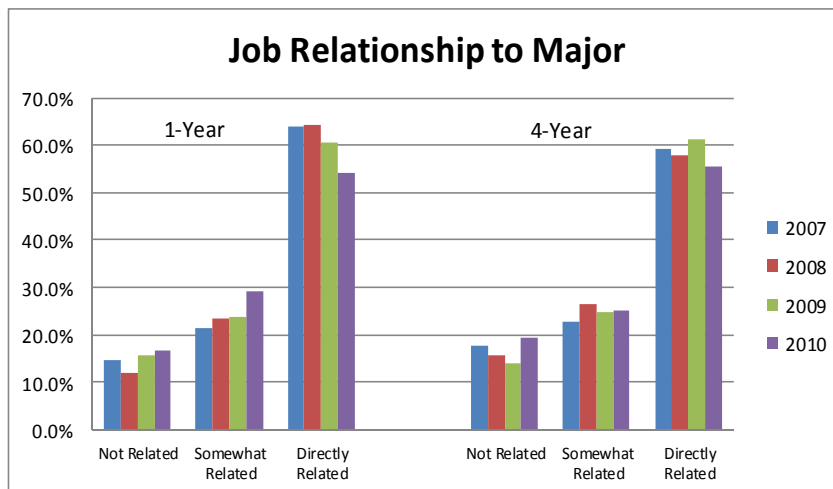
Have Been Employed Since Graduation



- 77% of 2010 One-Year Alumni respondents have been employed since graduating from K-State.
- 97% of 2010 Four-Year Alumni respondents have been employed since graduating from K-State.

What Type of Skills Does Your Job Require?	4-Year Survey	1-Year Survey
A Computer	93.9%	94.50%
Conducting Research	50.1%	43.80%
Extensive Training	54.2%	43.50%
Math Skills	54.2%	62.70%
Problem solving/ Analytical reasoning	88.7%	86.10%
Speaking to a group	73.7%	71.50%
Use of specialized machinery	20.6%	24.20%
Use of specialized software	69.1%	71.30%
Working with a diverse group of people	83.2%	85.40%
Writing reports, memos, papers, publications, etc.	63.1%	65.60%

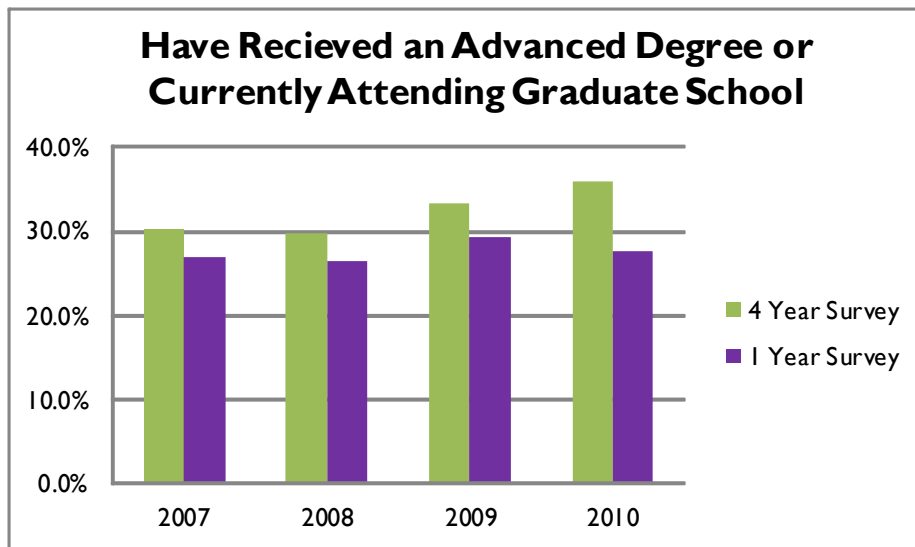
Job Relationship to Major



- 83% of 2010 One-Year Alumni respondents indicated that their job is *directly* or *somewhat* related to their graduating major.
- 81% of 2010 Four-Year Alumni respondents indicated that their job is *directly* or *somewhat* related to their major.

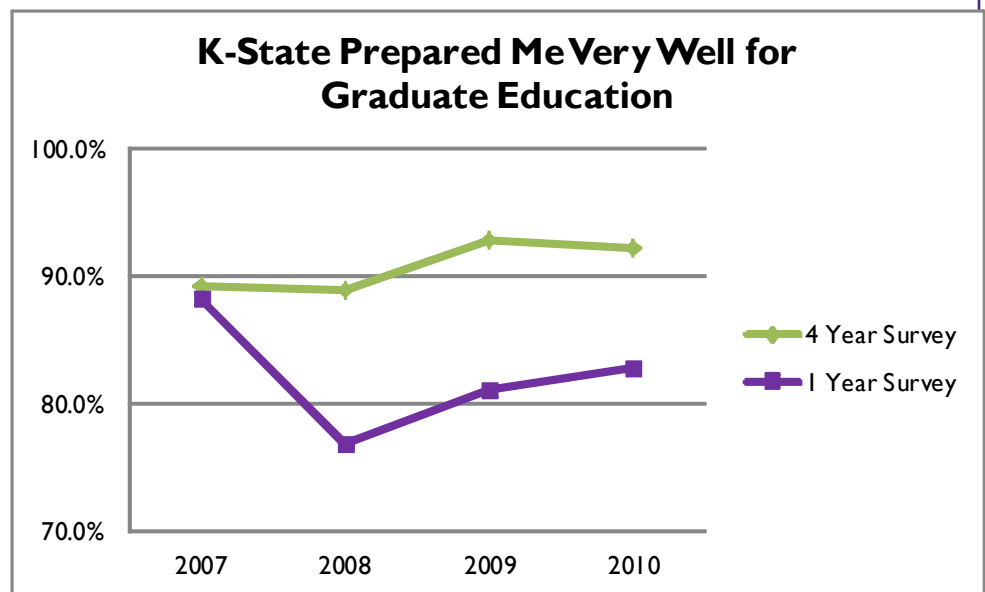
KANSAS STATE UNIVERSITY

Education Post K-State



- 28% of 2010 One-Year Alumni respondents indicated that they are currently attending graduate school or received an advanced degree.
- 36% of 2010 Four-Year Alumni respondents indicated that they have received an advanced degree or currently attending graduate school.

- 83% of 2010 One-Year Alumni respondents indicated that they received *good* or *excellent* preparation for graduate education.
- 92% of 2010 Four-Year Alumni respondents indicated that they received *good* or *excellent* preparation for graduate education.



For more information, please contact:

Steven Hawks
Assistant Director, Office of Assessment
Kansas State University
785-532-5712
sjhawks2@ksu.edu

The complete Alumni Survey reports may be viewed on the Office of Assessment website at: <http://www.k-state.edu/assessment/surveys/alumnisurvey/index.htm>