



College of Agriculture/K-State Research and Extension

2019 Fall Update with the President and Provost

K-STATE
2025

KANSAS STATE
UNIVERSITY

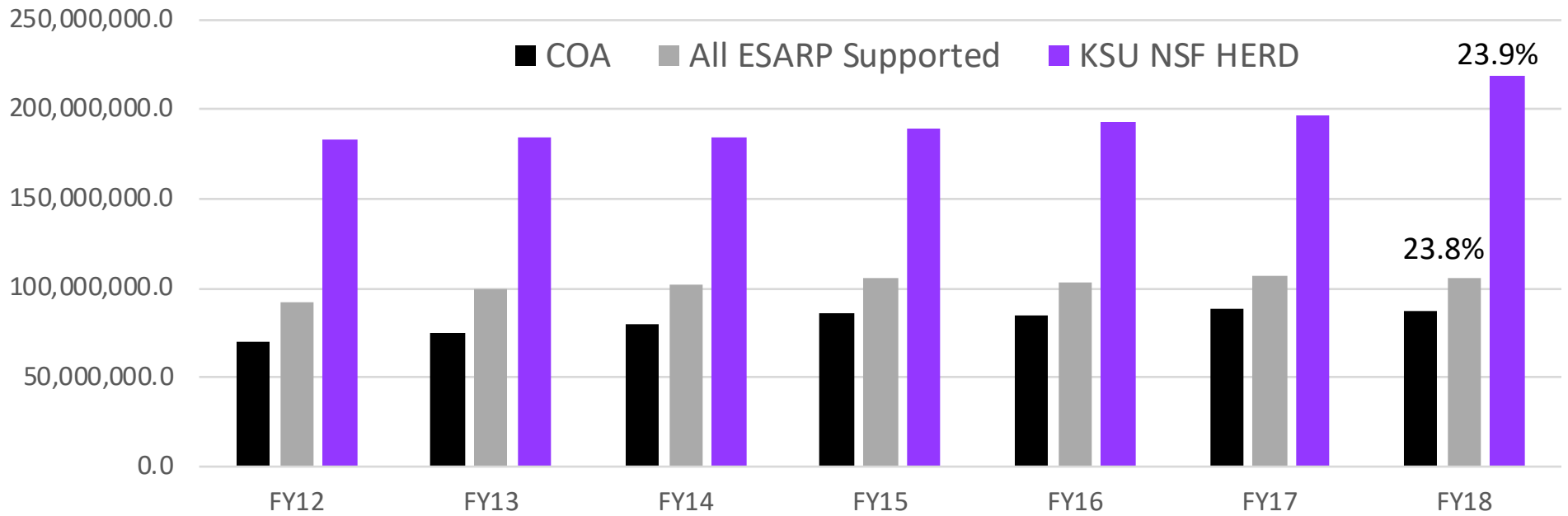
Progress/Accomplishments Across Thematic Goals and Common Elements

- Research, Scholarly and Creative Activities, and Discovery
- Undergraduate Educational Experience
- Graduate Scholarly Experience
- Engagement, Extension, Outreach, and Service
- Facilities and Infrastructure

Selected 2025 Key Metrics

- Total research and development expenditures
- Endowment pool
- Number of doctorates graduated annually
- Percent of undergraduate students involved in research
- Six-year graduation rate
- Freshman to sophomore retention rate

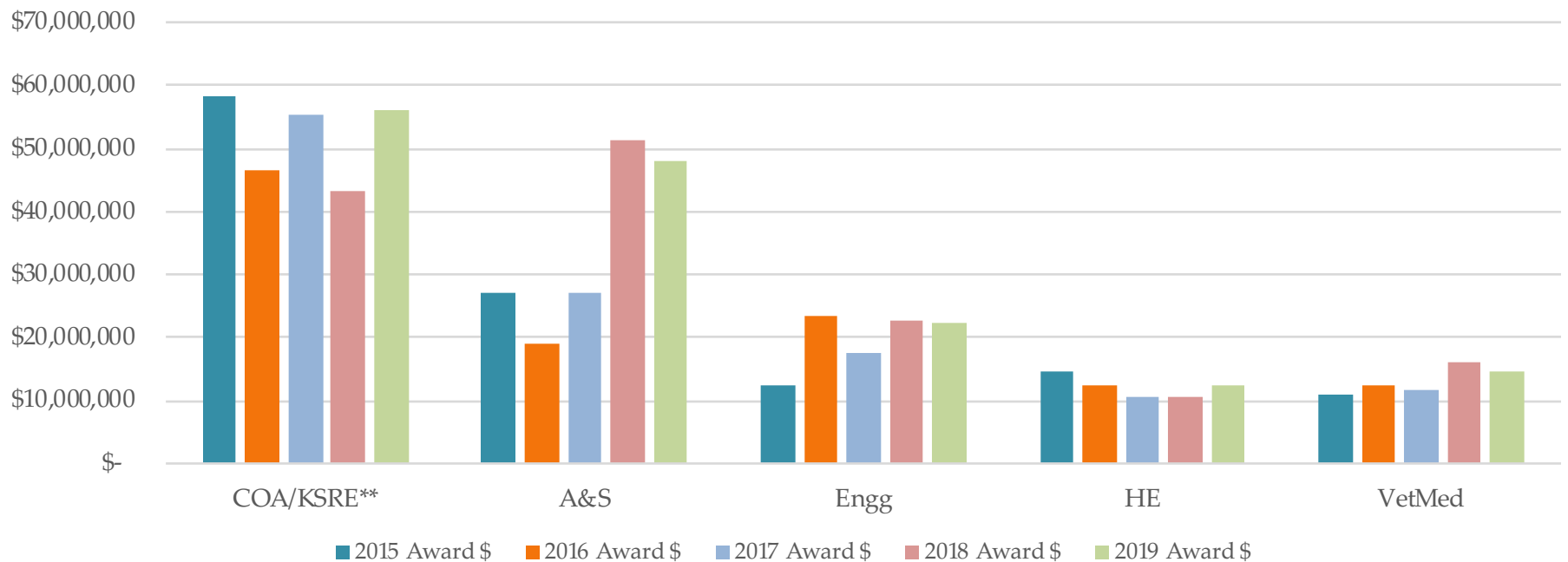
COA/ESARP/KSU Research Expenditures



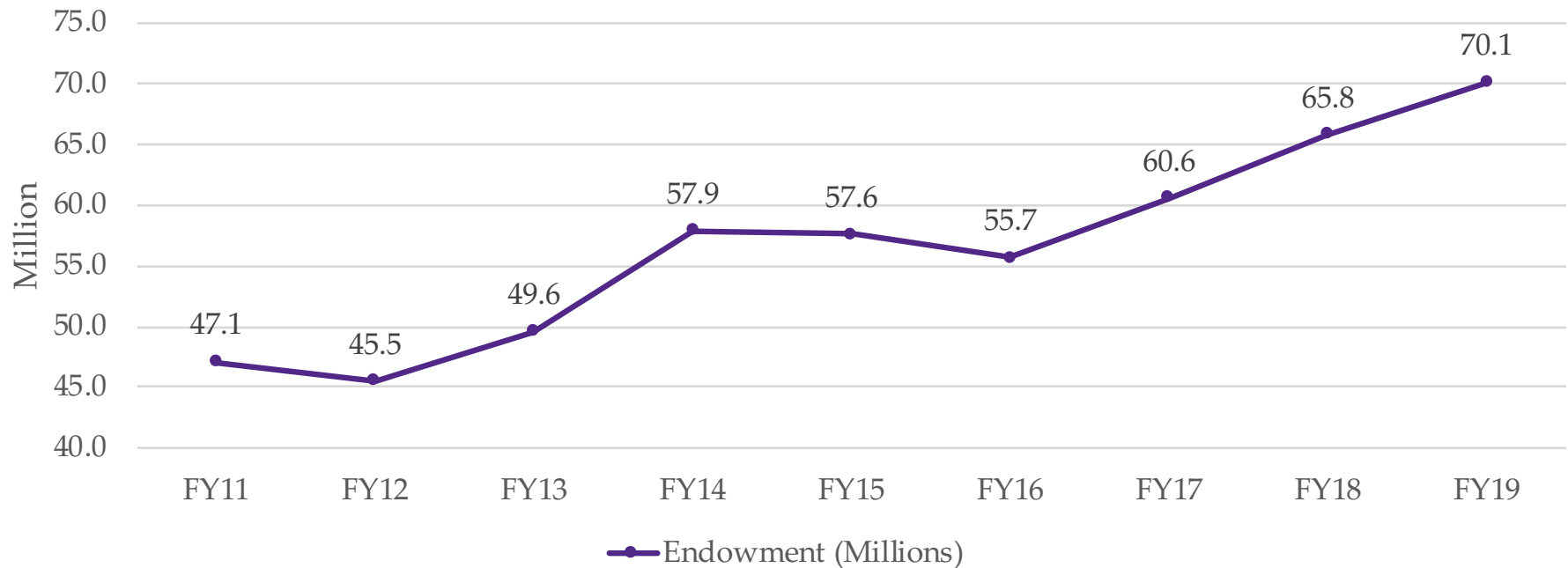
Research Award Progress

- Average Extramural Awards
 - 2007-2011 = \$26,892,162
 - 2012-2016 = \$43,306,148
 - 2017-2019 = \$51,604,014
- Ranked Faculty FTE from 2013-2019
 - 164.03 to 142.19
- Award number:FTE ranked faculty
 - 2007-2011 = 2.3
 - 2012-2016 = 2.8
 - 2017-2019 = 4.0
- Number of Proposals:ranked faculty from 2013-2019
 - 2.96 to 6.04

Most Recent 5 Year Extramural Award Trends

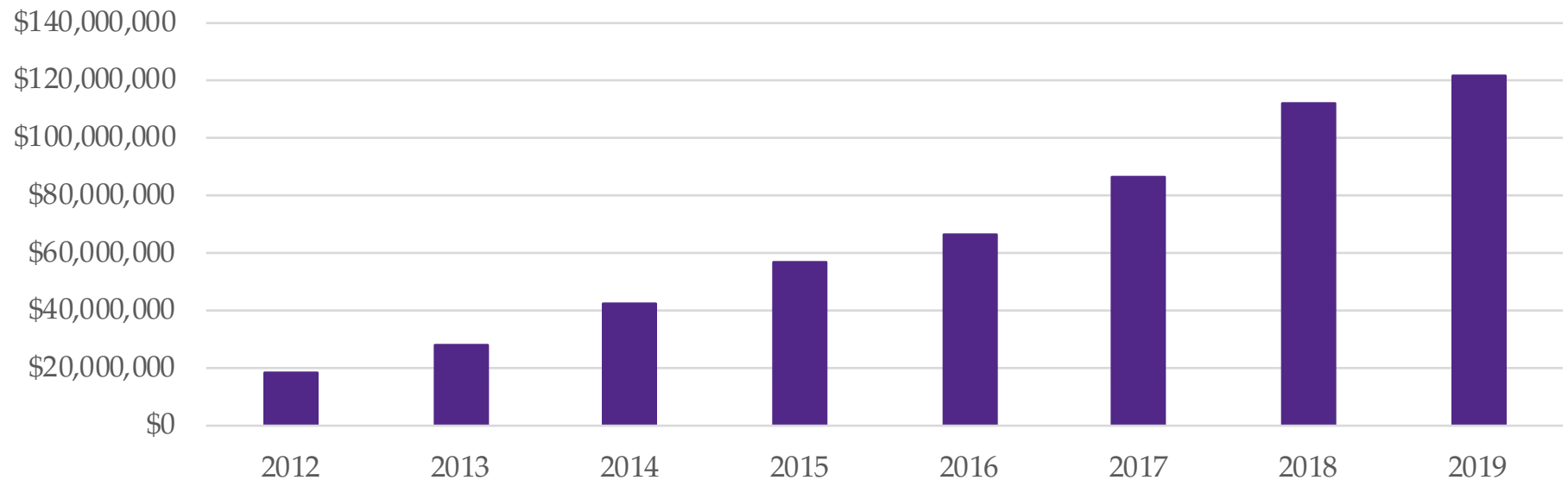


College of Ag Endowment

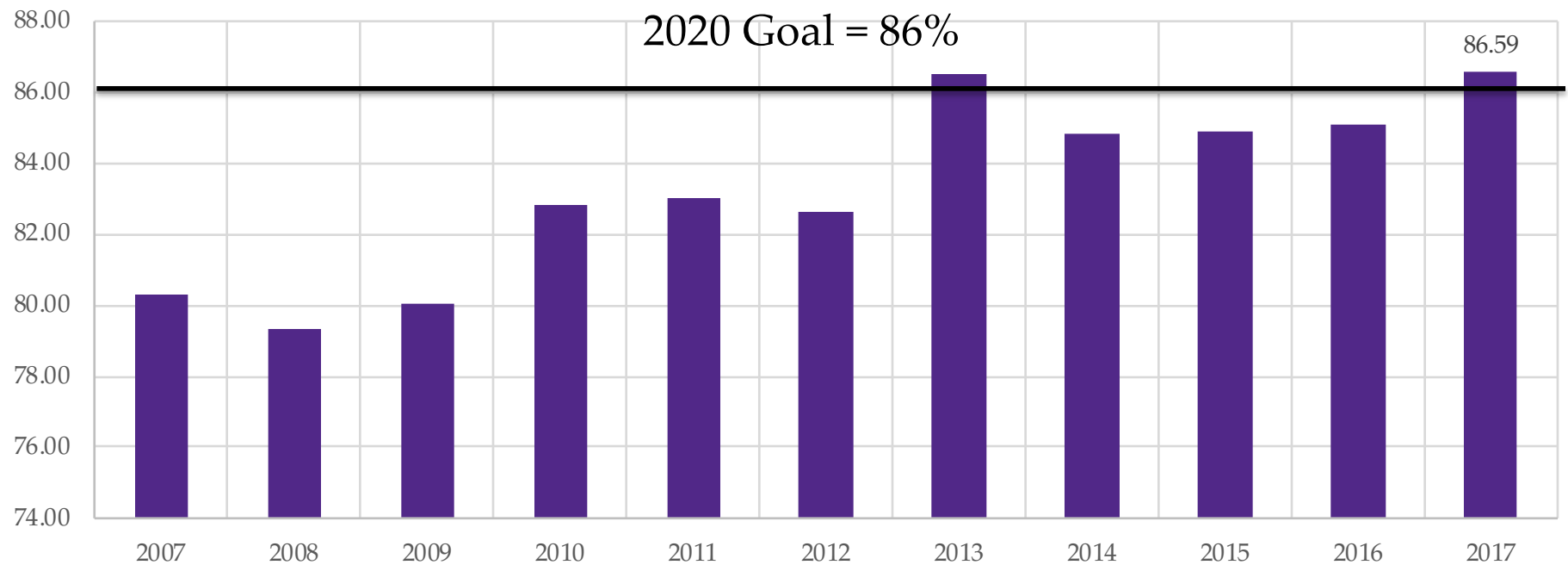


COA Surpasses \$120M Campaign Goal

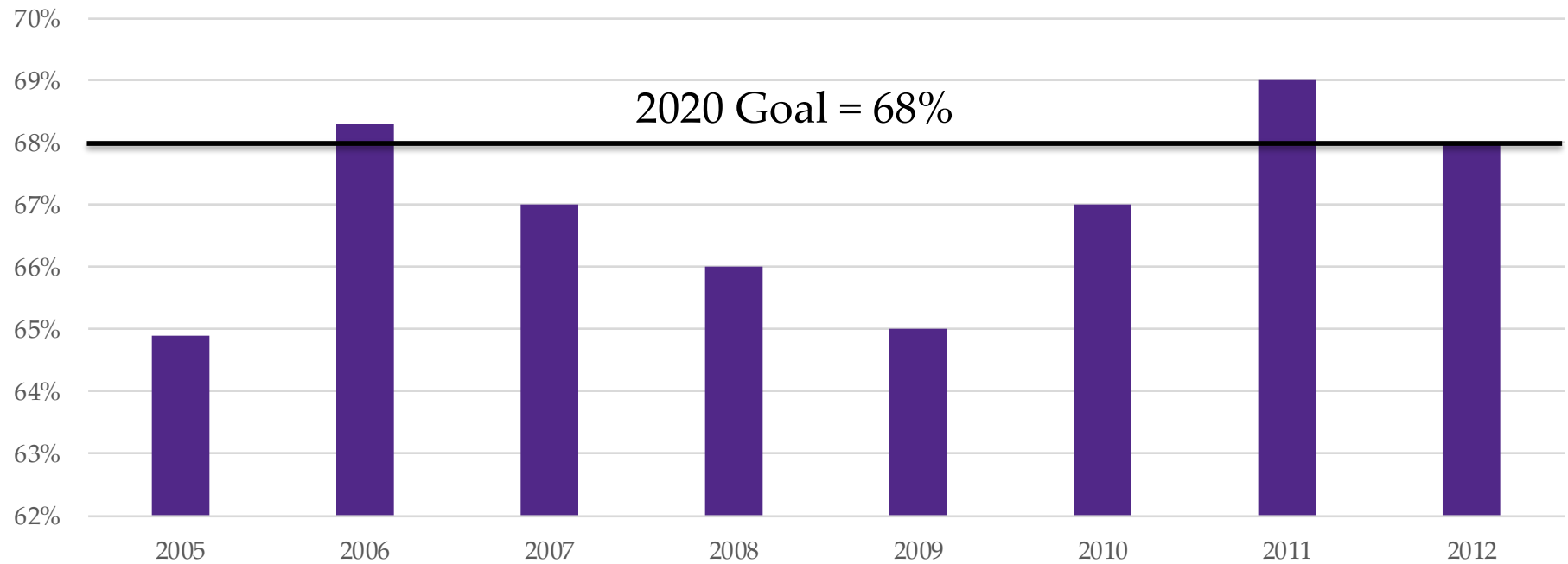
Total (Outright Gifts, Deferred and Pledged Commitments)



Freshman to Sophomore Retention



Six-Year Graduation Rate



Diversity and Inclusion: Degrees Conferred by Fiscal Year*



*Example: Fiscal Year 2013 includes Summer 2012, Fall 2012, & Spring 2013. Undergraduate includes bachelor & associate degrees.

Applied Filters	
College:	Agriculture
Underrepresented Status:	Underrep. Minority

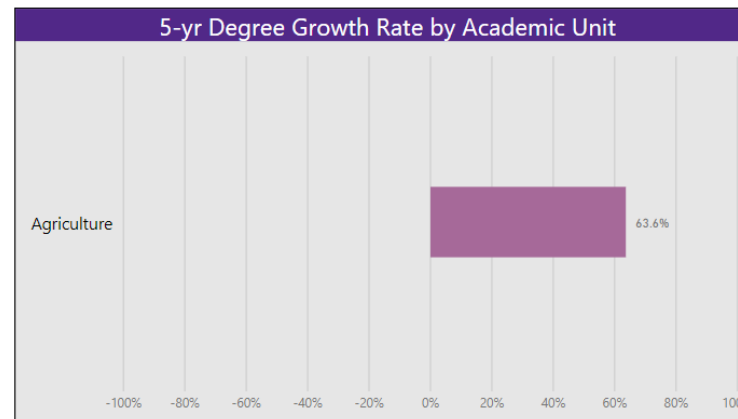
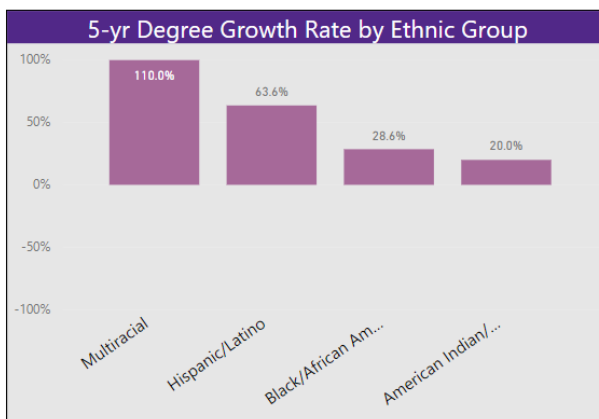
1-yr Growth Rate
35.8%

3-yr Growth Rate
60.0%

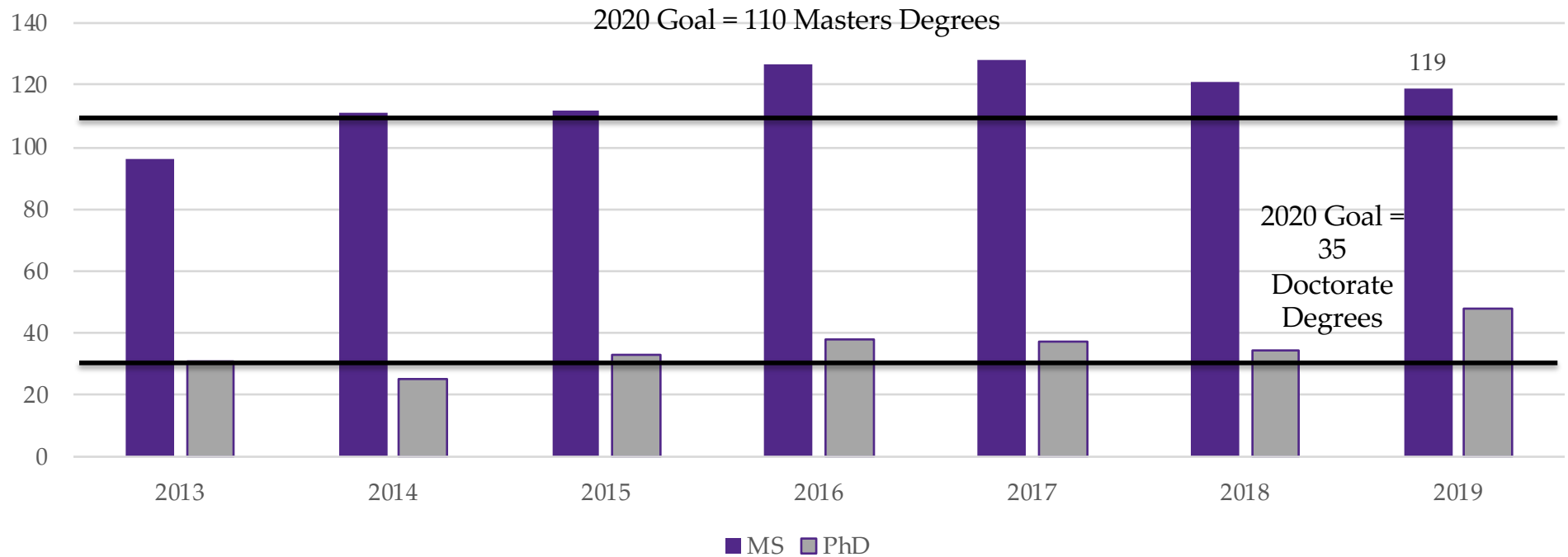
5-yr Growth Rate
63.6%

Degrees Conferred by Fiscal Year						
Academic Level	2013	2014	2015	2016	2017	2018
Doctorate	3	2	1	1	2	2
Masters	7	4	7	7	6	9
Undergraduate	34	30	37	47	45	61
Total	44	36	45	55	53	72

Degrees Conferred Growth Rates by Fiscal Year							
Academic Level	2013	2014	2015	2016	2017	2018	Total
Doctorate	50.0%	-33.3%	-50.0%	0.0%	100.0%	0.0%	-33.3%
Masters	-22.2%	-42.9%	75.0%	0.0%	-14.3%	50.0%	28.6%
Undergraduate	161.5%	-11.8%	23.3%	27.0%	-4.3%	35.6%	79.4%

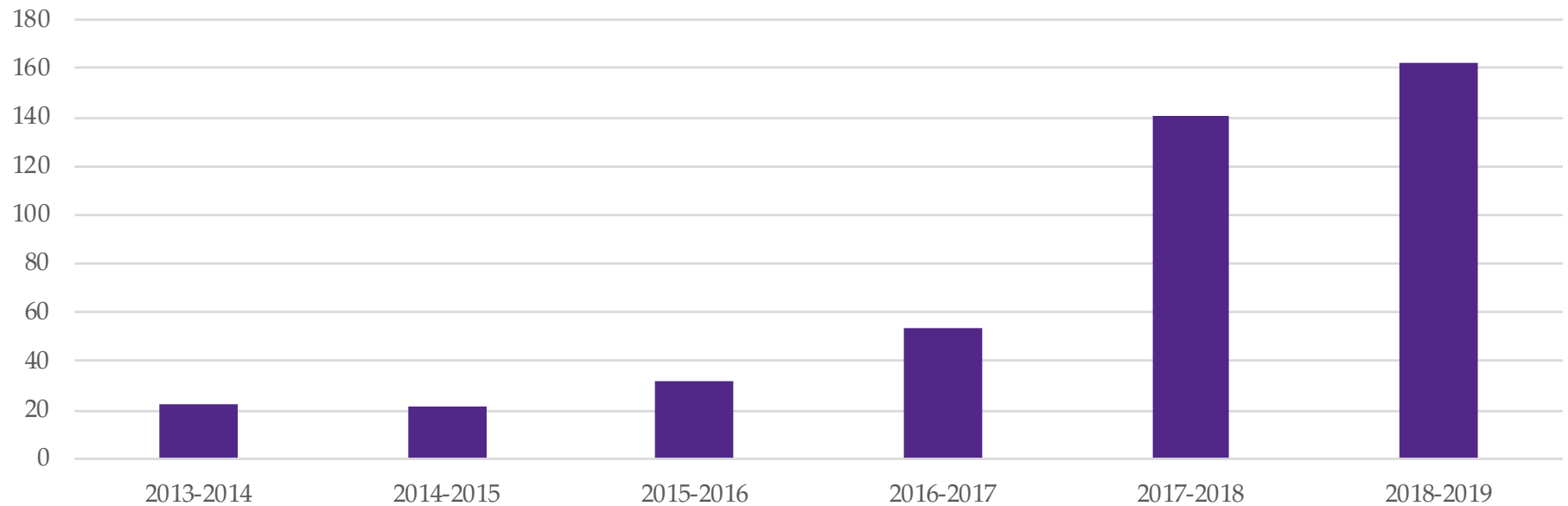


Graduate Degrees Awarded

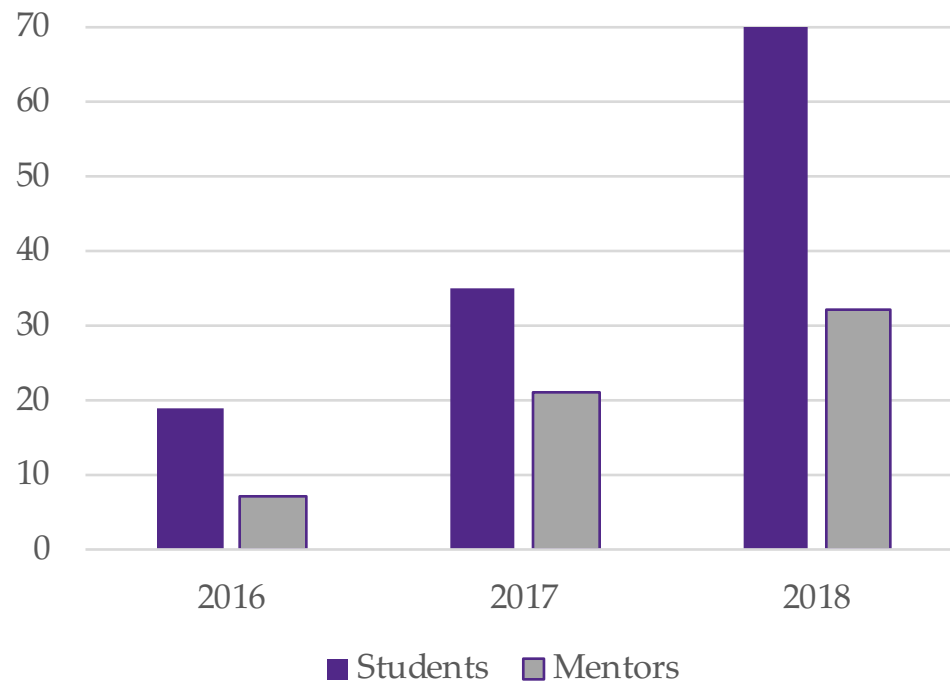


Undergraduate Student Research

Number of Undergraduates in Meaningful Undergraduate Research Experiences
in Animal Sciences & Industry

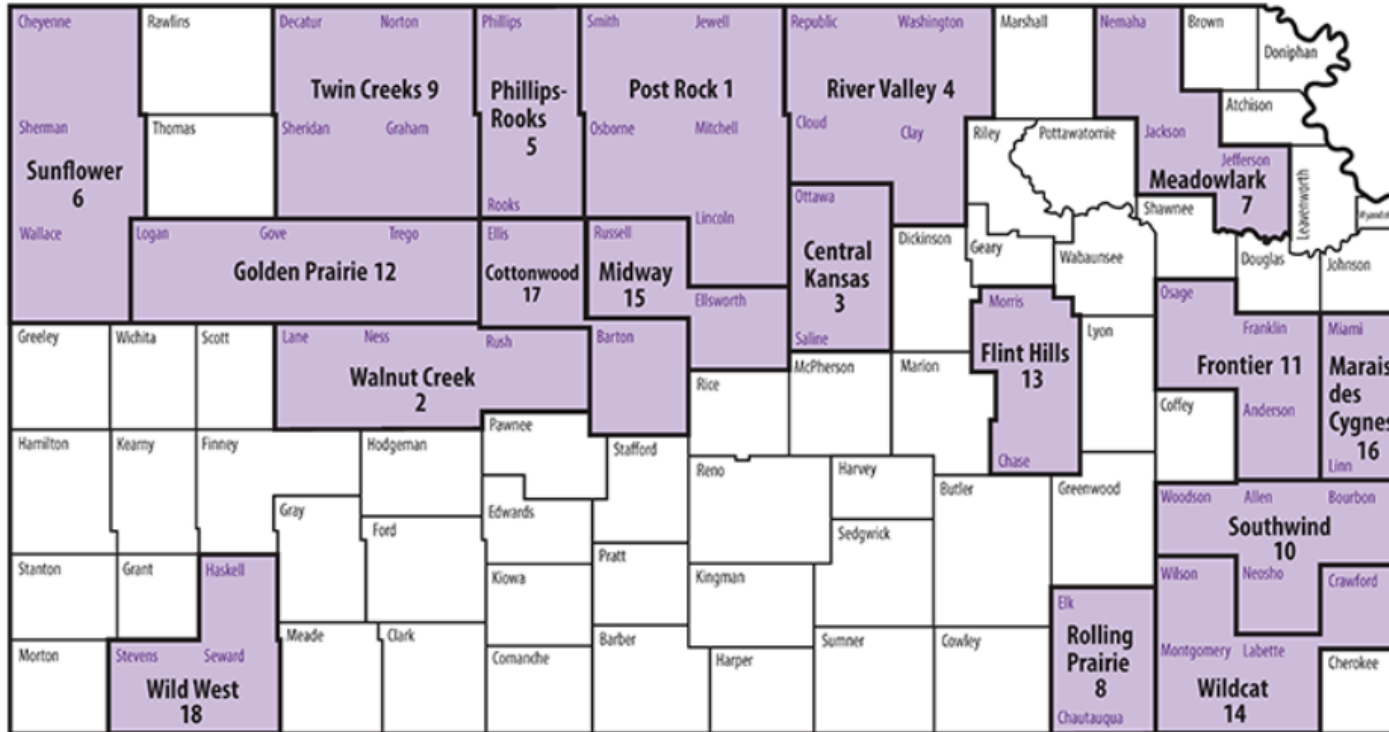


Undergraduate Student Research



- Piloted in Entomology Department
- 125 students completed program over the past three years
- Retention and graduation rates of these students is 96%
- Program now the basis for new Research for All program out of the Office of Undergraduate Research and Creative Inquiry
- Will serve ~250 student with ~90 faculty from 30 Departments and 8 Colleges

Increase the number of counties in multi-county districts



Addressing the Grand Challenges



- K-State Research & Extension provides technical support to 9 Water Technology Farms
- As an example of the impact, on one farm the technology support helped farmer apply 35% less water while increasing yield and profitability

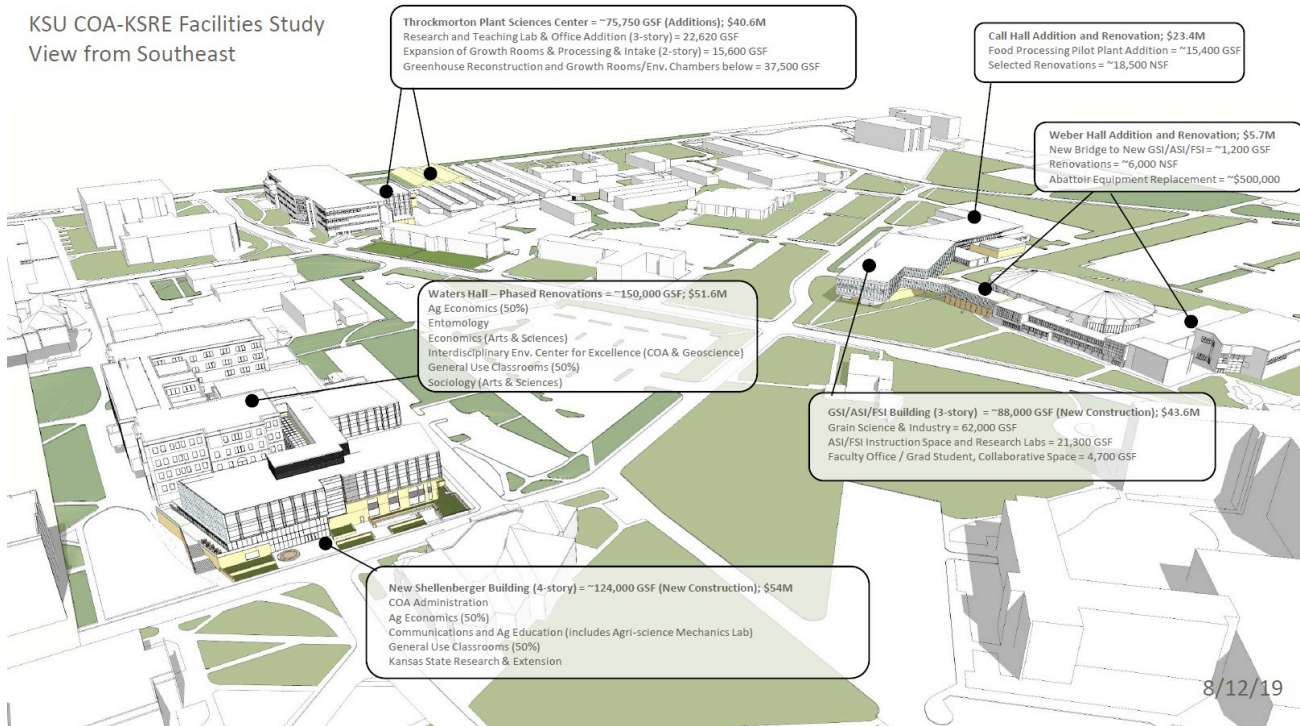


COA/KSRE--Facilities and Infrastructure

- Implement proactive facilities, space, and infrastructure planning responsive to COA/KSRE evolving needs, vision, and goals. Create a physical environment that encourages collaboration and builds synergies.
- Balance reinvestment in existing and new buildings and virtual workspaces.

Facilities and Infrastructure Planning: Main Campus

KSU COA-KSRE Facilities Study
View from Southeast



8/12/19



Facilities and Infrastructure Planning: North Campus



College of Agriculture Ranked 6th Nationally (niche.com)



Kansas State University Rankings

Niche rankings are based on rigorous analysis of key statistics from the U.S. Department of Education and millions of reviews.

Best Colleges for
Agricultural Sciences in
America
#6 of 101

Best College Campuses in
America
#31 of 1,417

Colleges with the Best
Student Life in America
#42 of 1,579

College of Agriculture Ranked 6th Nationally (niche.com)

- Top 6 (niche.com)
 - Cornell University
 - University of Florida
 - University of Georgia
 - Texas A&M
 - University of Minnesota
 - Kansas State University

Progress/Accomplishments Across Thematic Goals and Common Elements

- The College and KSRE has made positive changes across most thematic goals and selected common elements.
- Our greatest current threat and our vulnerability through 2025 and beyond in the aging and failure of key College facilities.
- Addressing those needs with a sense of urgency is our most pressing priority.